









LEGEND

-  PEDESTRIAN AREAS
MARSHALLS MISTRAL GRANITE AGGREG.
SETTS 240x160x80
COLOUR: HARVEST BUFF
-  VEHICULAR AREA
MARSHALLS MISTRAL PRORA GRANITE AGGREG.
SETTS 160x160x80
COLOUR: SILVER GREY
-  NEW GRASS AND GROUNDCOVER
-  PARKING BAYS
MARSHALLS MISTRAL PHORA GRANITE AGGREG.
SETTS 160x160x80
COLOUR: CHARCOAL



Handwritten signature:
W.M.F.
ARCHITECTS



PLAN 2 - Showing Car Club Space, and Turning Hammerhead

37 HAMILTON ROAD TWICKENHAM 3903
 PLANNING APPLICATION scale 1:200
 August 2008

ACANTHUS LW ARCHITECTS