

DO NOT SCALE

THIS DRAWING IS THE PROPERTY OF DE BOER STRUCTURES (UK) LTD

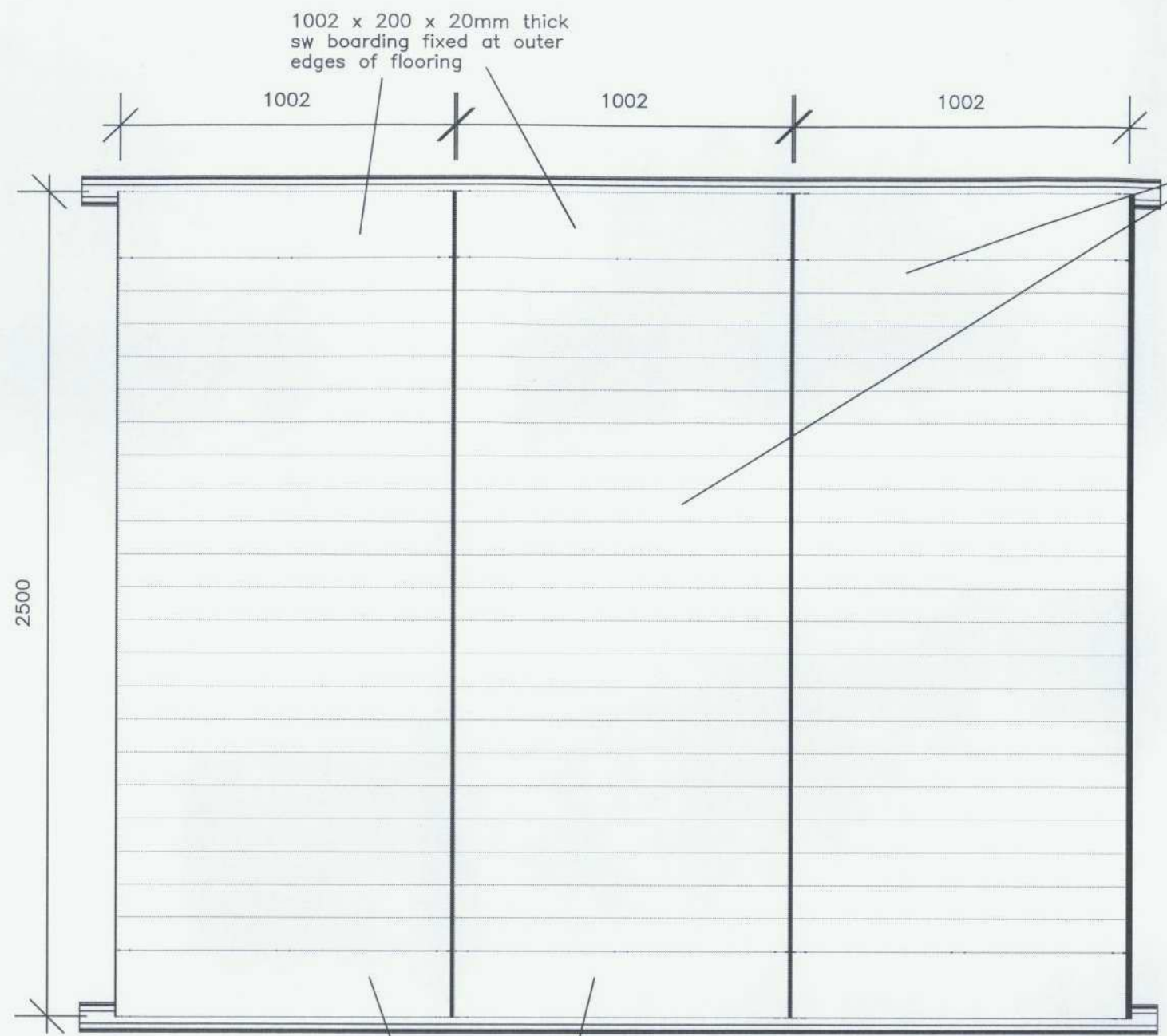
COPYRIGHT IS RESERVED BY THEM AND THE DRAWING IS ISSUED ON THE CONDITION THAT IT IS NOT USED, COPIED, REPRODUCED, RETAINED OR DISCLOSED EITHER WHOLLY OR IN PART, BY OR TO ANY UNAUTHORISED PERSONS, WITHOUT PREVIOUS CONSENT IN WRITING OF DE BOER STRUCTURES (UK) LTD

DIMENSIONS SUBJECT TO CHANGE WITHOUT NOTICE

N O T E S

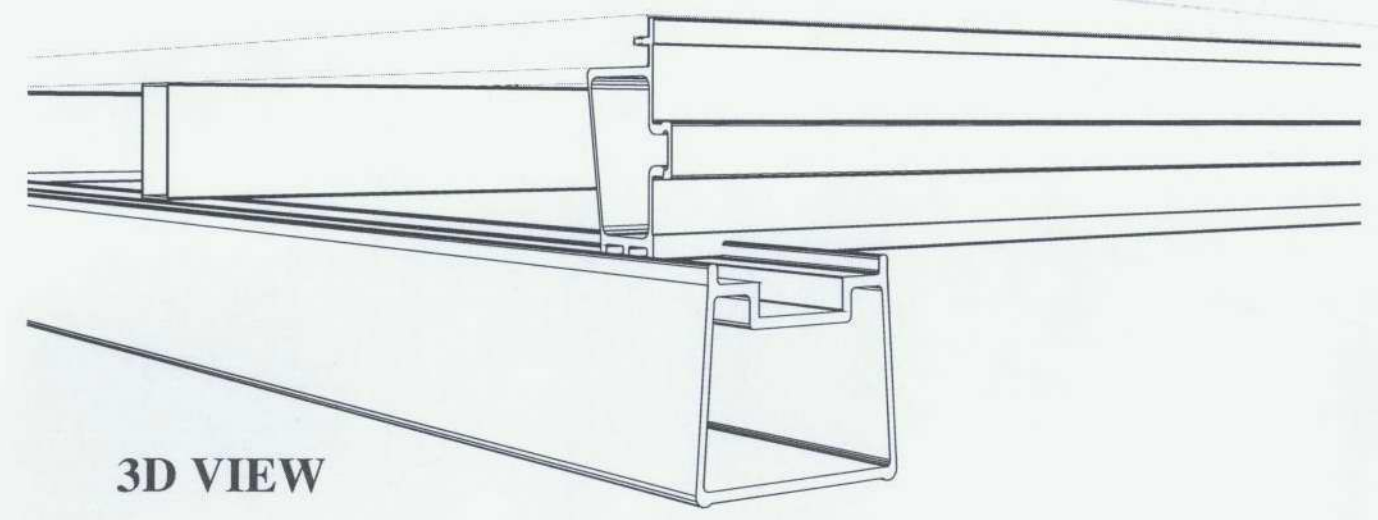
12 / 1850 / FUL

20 JUN 2012



PLAN

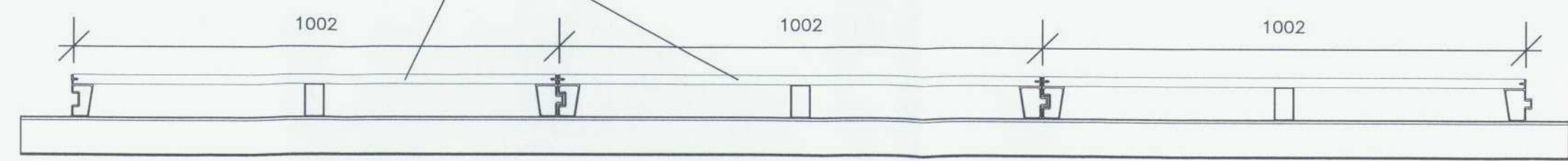
1002 x 100 x 20mm thick sw boarding fixed to aluminium profiles




3D VIEW

1002 x 200 x 20mm thick sw boarding fixed at outer edges of flooring

1002 x 100 x 20mm thick sw boarding fixed to aluminium profiles



FRONT ELEVATION



De Boer Structures (UK) Ltd.
 Waterperry Court
 Middleton Road
 Banbury
 Oxon OX16 8QC
 Tel. 01295 276686
 Fax. 01295 277643
 ©copyright reserved

Project

Drawing
CASSETTE FLOOR SYSTEM
 PLAN, ELEVATION + 3D
 (SHEET 2 of 2)

Scale NTS	Project Number	Drawing No DET03
Date 29.10.97	Computer Ref. D:\DEBOER\DETAILS	