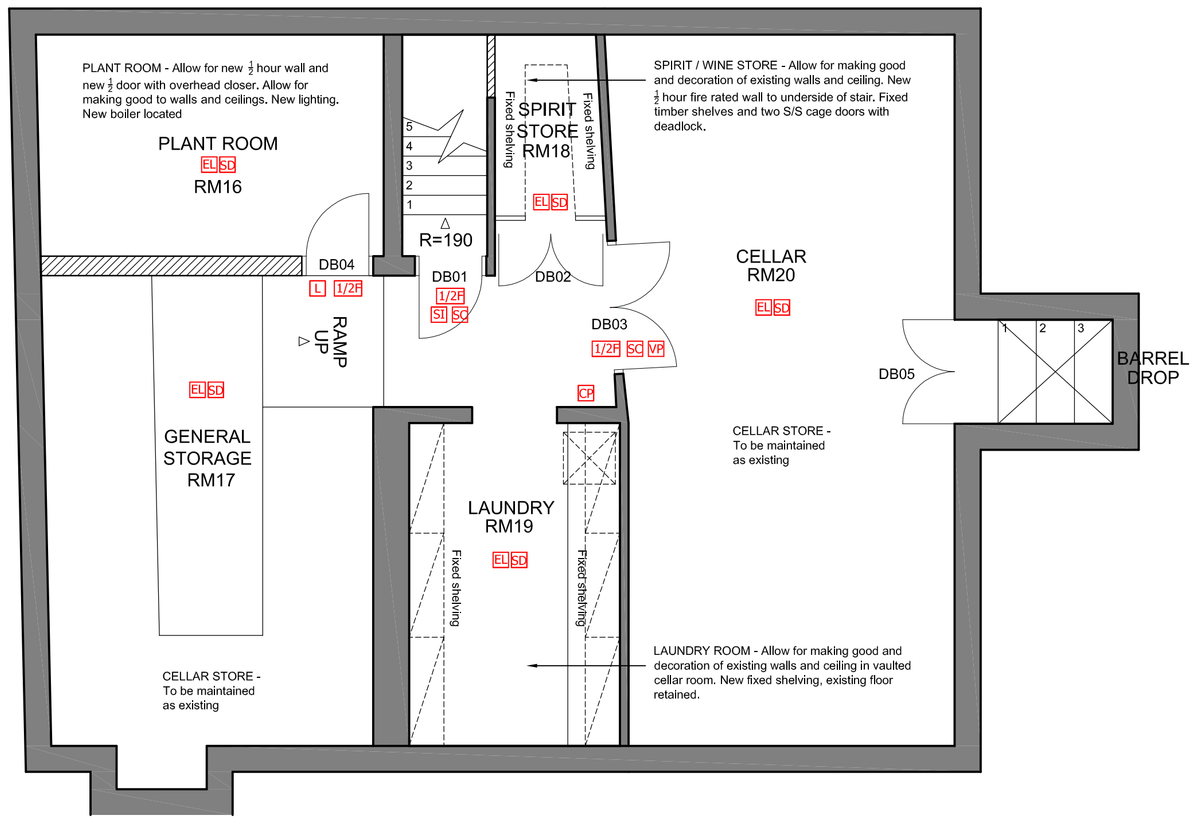

BASEMENT FLOOR PLAN. 1:50 @ A1

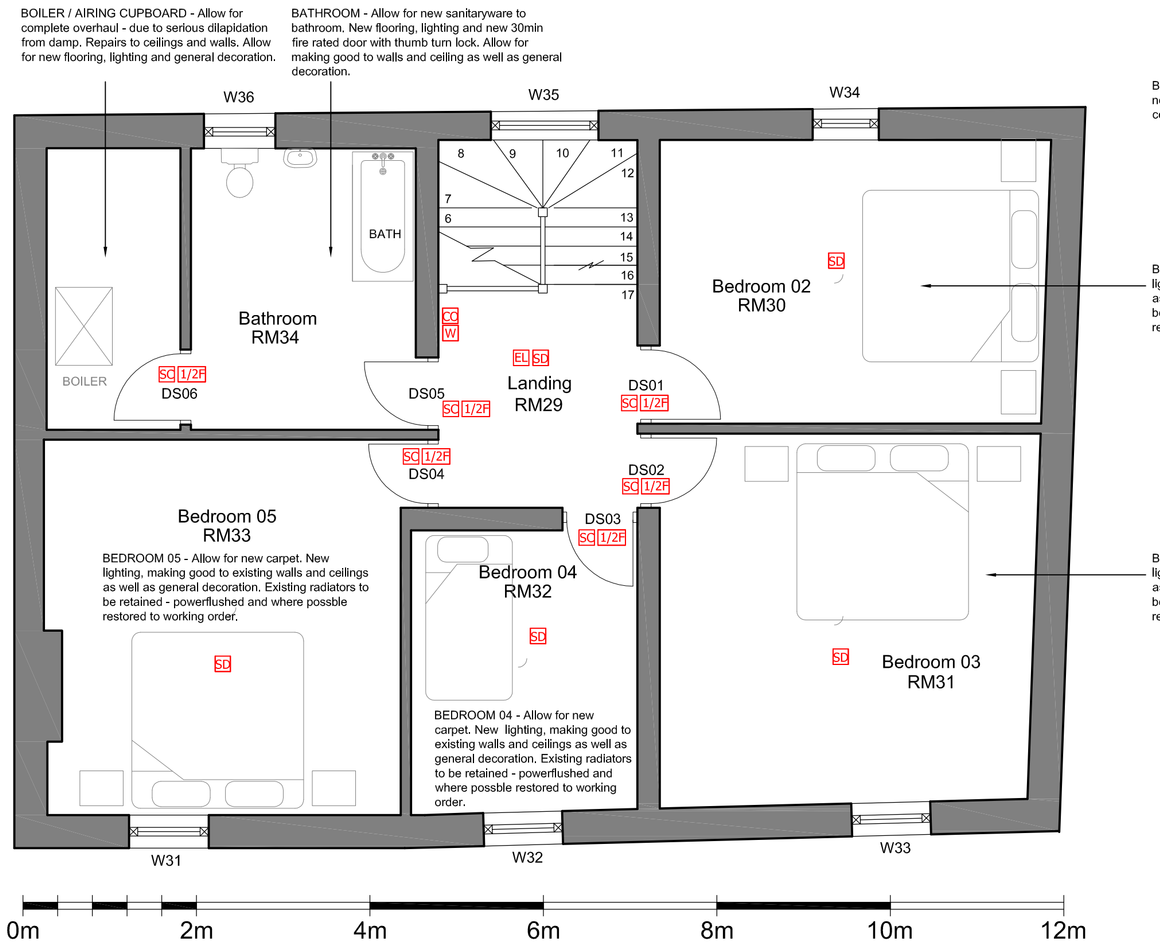

SECOND FLOOR PLAN. 1:50 @ A1

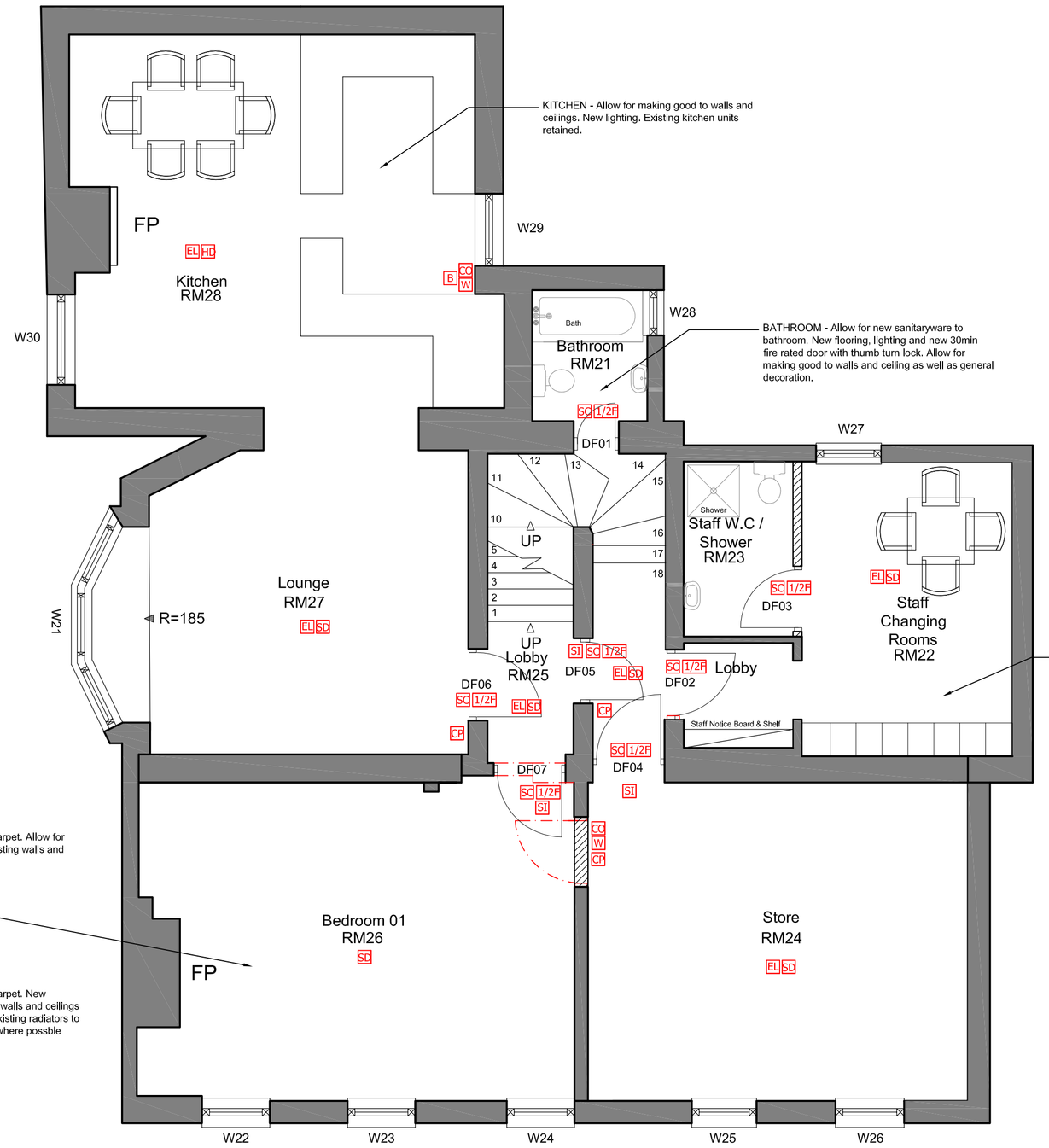

FIRST FLOOR PLAN. 1:50 @ A1

WALLS:

One layer of 12.5 wallboard each side of 75mm X 50mm timber studs to provide 1/2 hr fire resistance partition duty: medium to BSS 5234 parts 1 & 2 1992. to be installed from structural floor to structural slab. Ensure 25mm fire rated plywood layer for fixing shelves etc ...with in wall.

Two layers of 12.5 wallboard each side of 100mm X 50mm timber studs to provide 1 hr fire resistance partition duty: medium to BSS 5234 parts 1 & 2 1992. to be installed from structural floor to structural slab. Ensure 25mm fire rated plywood layer for fixing shelves etc ...with in wall.

Denotes external wall construction. Brick leaf with concrete blockwork internal. Ensure sufficient insulation to meet current building regulations. Altro whiterock hygenic panelling to kitchen interior.

NOTE:

ALL EXISTING DOORS TO BE REMOVED. EXISTING OPENINGS MADE GOOD WHERE NECESSARY TO ACCOMODATE NEW 30 MIN FIRE RATED FLUSH DOORS WITH OVERHEAD DOOR CLOSERS, INTUMESCENT STRIPS AND ASSOCIATED DOOR FURNITURE. IN BEDROOMS ALLOW FOR YALE OR SIMILAR KEY LOCK. ALLOW FOR DIGILOCK TO OFFICE.

NOTE:

REFER TO CEILING PLAN FOR LIGHTING DETAILS.

EL Maintained Emergency light

SI Illuminated exit sign over door

SD Ceiling Mounted Smoke Detector

HD Ceiling mounted Heat Detector

FG Fire Door keep clear sign located on direction of opening side door

L Keep Door Locked Sign located on direction of opening side door

visible FA warning

Fire Protection

Installation of an Automatic fire detection system to be fitted throughout in accordance with BS5839 Part 1 2002

PP Emergency Push pad with sign

B Wall mounted Fire blanket in container

CO 2Kg wall mounted Carbon Dioxide Fire Extinguisher

W 9 litre wall mounted water fire extinguisher

CP Manual Fire alarm call point location

The fire alarm contractor to ensure integration of the system to the satisfaction of Building Control.

1HF One hour fire door including intumescent smoke seal strips and positive overhead door closures, fire stops and sign

1/2F Half hour fire door including intumescent smoke seal strips and positive overhead door closures, fire stops and sign

VP Vision panel in door comprising FR glass and hw beads in intrumescent paste Minimum size of vision panel 250mm dia.

FE Emergency exit sign indicating direction of means of escape

75 Fire alarm sounder

SD Positive overhead door closures

Life systems contractor to ensure strict compliance to local and national criteria at design stage. The keys and symbols on this layout should be noted and modified if required.

© copyright

This drawing, design & all information contained herein remains the sole copyright of BGW DESIGN STUDIO & reproduction in any form is strictly forbidden unless permission is obtained in writing.

NOTES:
- Do not scale from this drawing. all dimensions must be checked on site. The contractor must verify all site dimensions, drawings, details & specifications. Any discrepancies must be reported to BGW DESIGN STUDIO prior to any commencement of work.
- Figured dimensions to take preference over those scaled.
- All specified items are to be installed in accordance with the manufacturers recommendations & instructions.

DENOTES DEMOLITION

rev	date	note	init.
	23.07.2012	ISSUED FOR PLANNING	BW
B	21.06.2012		BW
A	27.04.2012	General Revision – builders works added	BW
–	13.04.2012	Issued For Planning	BW

Stage: PLANNING

Client: RB&AH LTD

Project: THE CROWN, 174 RICHMOND ROAD, TWICKENHAM, MIDDLESEX, TW1 2NH

Title: PROPOSED BASEMENT, FIRST AND SECOND FLOOR PLANS

Scale 1:50 @A1 | Dwg size: A1

Drawn: SWH | Date: MARCH 12

Drawing No. P1169–09 | Revision: B

BGW DESIGN STUDIO
PART OF CONCORDE BGW

South Yorkshire
Palmer Street
Hyde Park
Doncaster
DN4 5DD

Studio: 01302 361 024
Fax: 01302 321 343
www.bgwdesignstudio.com

London
First Floor
107 Cheapside
London
EC2V 6DN

Studio: 020 7611 4947