

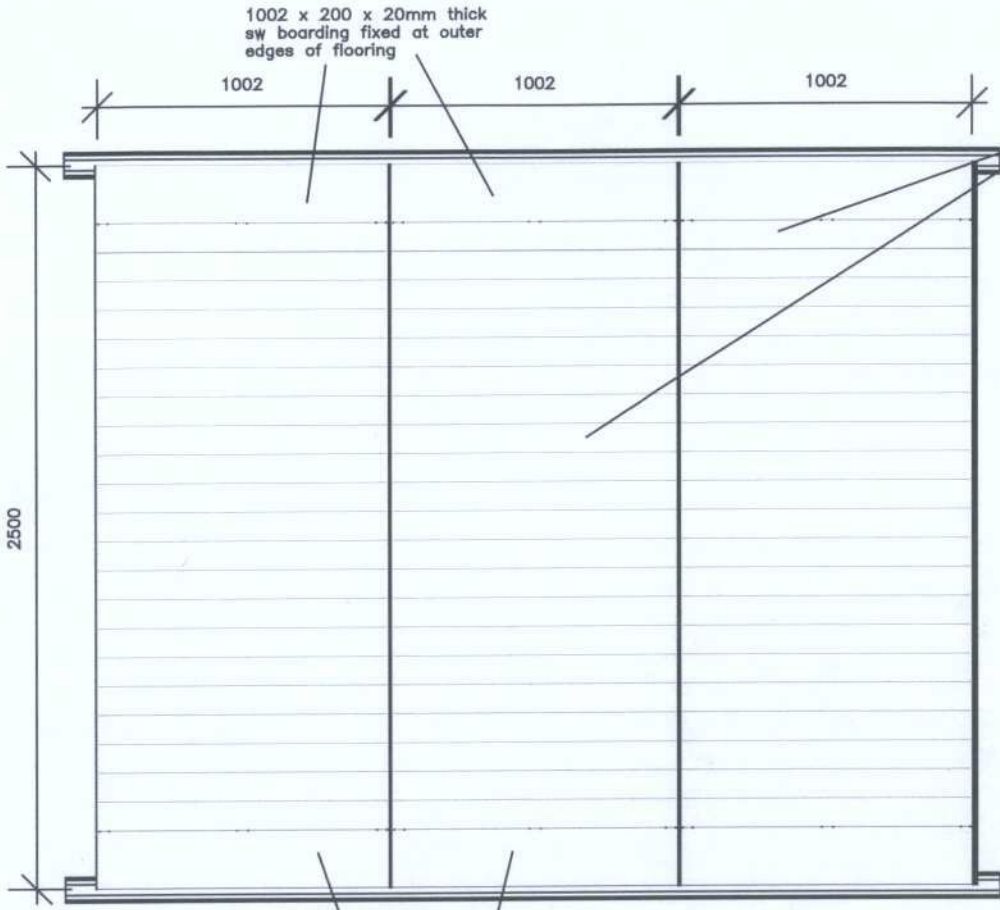
DO NOT SCALE

THIS DRAWING IS THE PROPERTY OF DE BOER STRUCTURES (UK) LTD

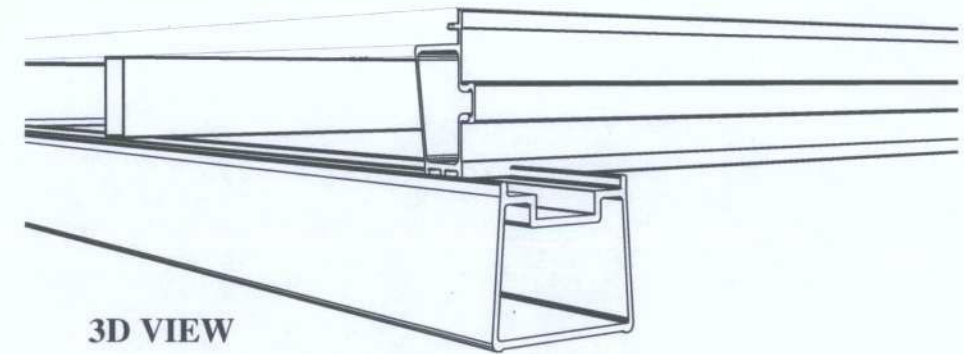
COPYRIGHT IS RESERVED BY THEM AND THE DRAWING IS ISSUED ON THE CONDITION THAT IT IS NOT USED, COPIED, REPRODUCED, EXTENDED OR DISCLOSED EITHER WHOLLY OR IN PART, BY OR TO ANY UNAUTHORISED PERSONS, WITHOUT PREVIOUS CONSENT IN WRITING OF DE BOER STRUCTURES (UK) LTD

DIMENSIONS SUBJECT TO CHANGE WITHOUT NOTICE

NOTES



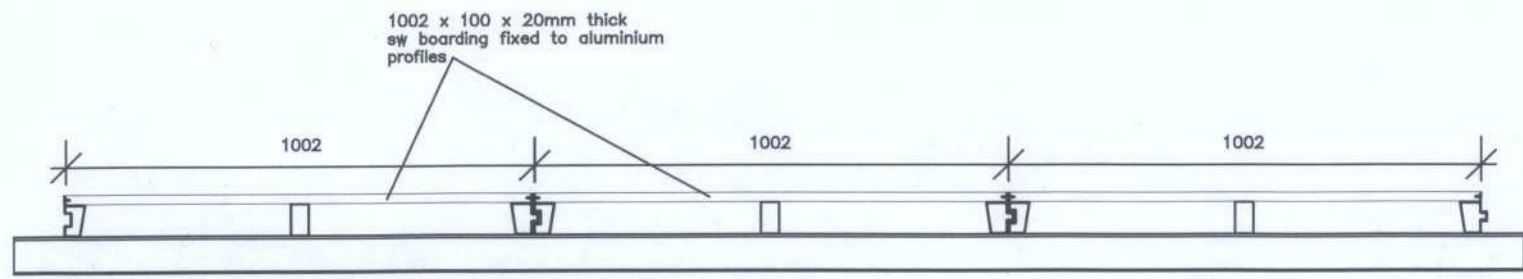
1002 x 100 x 20mm thick sw boarding fixed to aluminium profiles



3D VIEW

PLAN

1002 x 200 x 20mm thick sw boarding fixed at outer edges of flooring

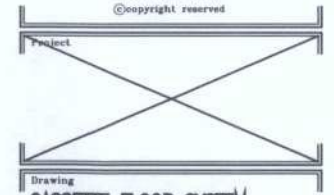


FRONT ELEVATION

1002 x 100 x 20mm thick sw boarding fixed to aluminium profiles

DE BOER STRUCTURES

De Boer Structures (UK) Ltd.
Waterperry Court
Middleton Road
Banbury
Oxon OX15 8QQ
Tel. 01295 270056
Fax. 01295 277643
©copyright reserved



Drawing
CASSETTE FLOOR SYSTEM
PLAN, ELEVATION + 3D
(SHEET 2 of 2)

Scale NIS	Project Number	Drawing No
Date 29.10.97	Computer Ref. DA/10EMER/DE/MS	DET03