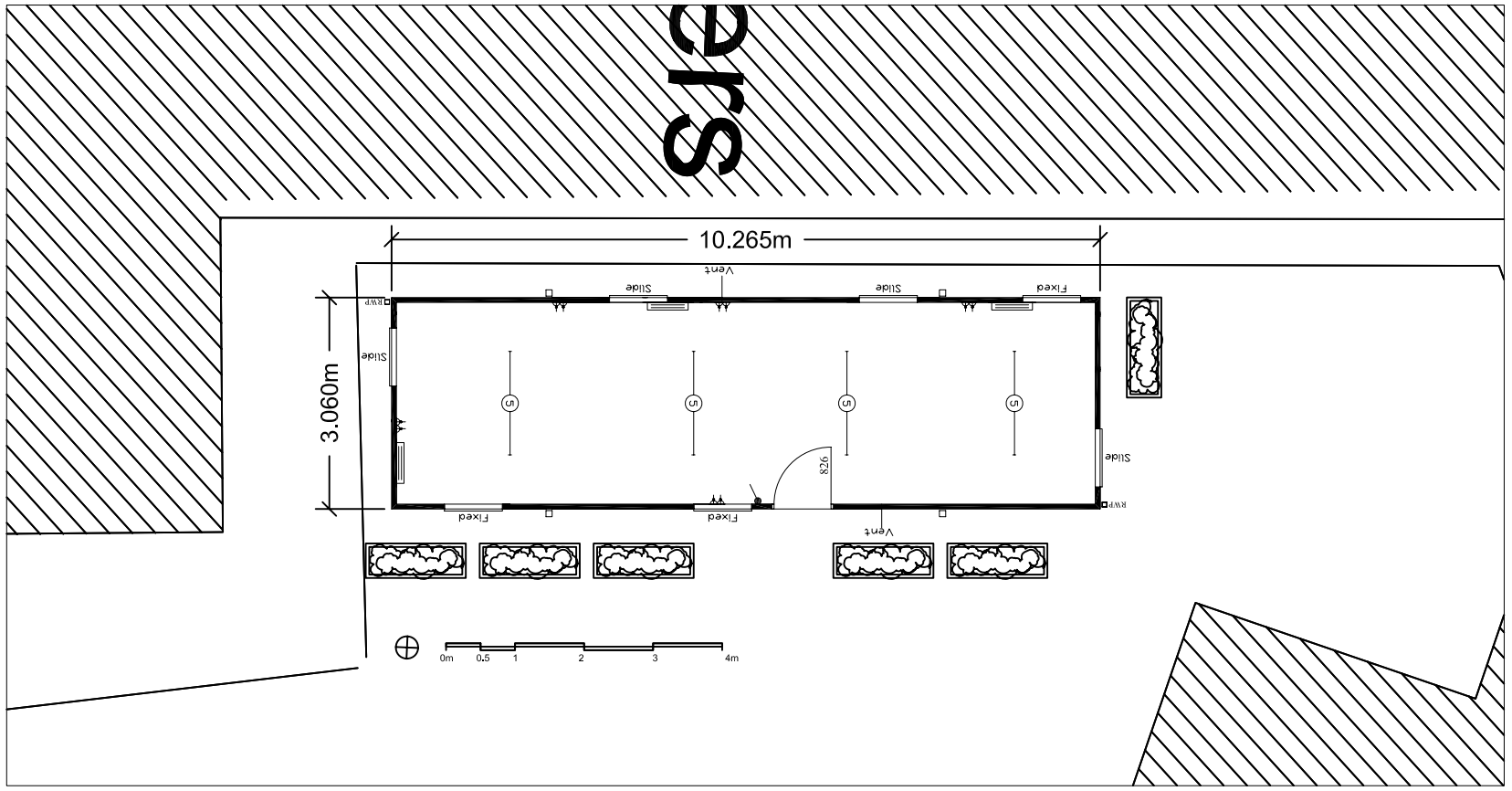

01 Cabin 2 Plan
1:100

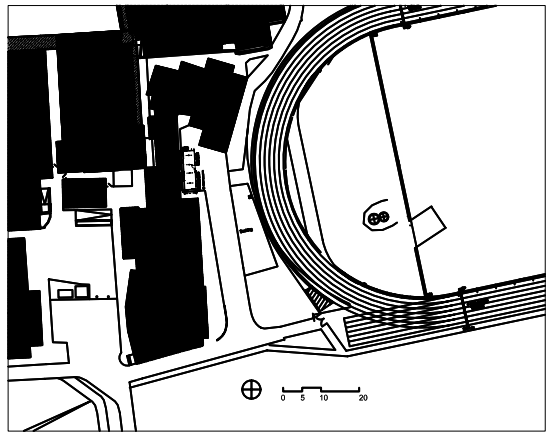

Location Plan NTS

Outline Specifications:

Portakabins:
Plastisol covered, steel construction grey finish, window black powder coated, single glazed.
Hiab crane into location onto existing tarmac surface.

Hedera Screens
Pre grown *Hedera helix*,
3m high trellis in timber clad container 1.4m x 0.5m x 0.45m

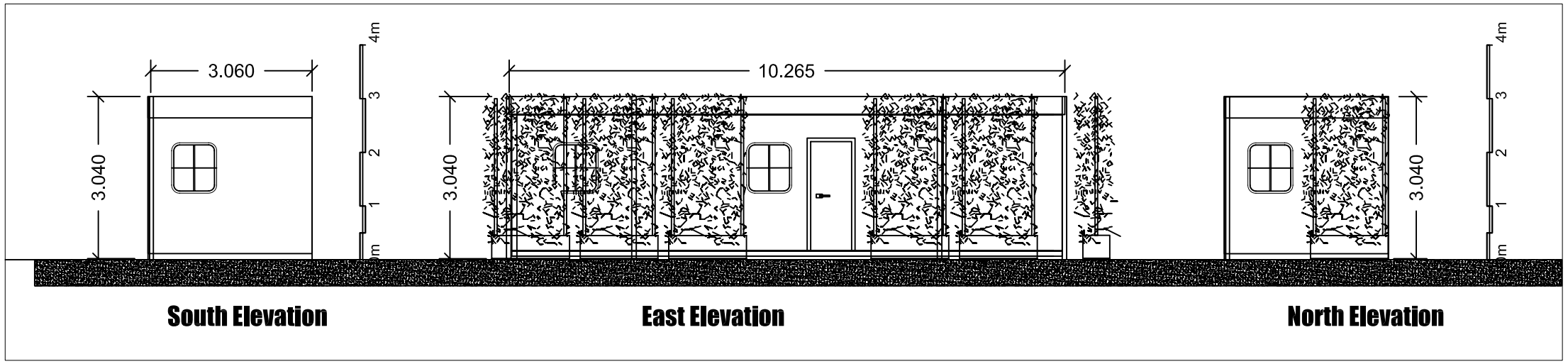

South Elevation **East Elevation** **North Elevation**

02 Cabin 2 Elevations
1:100

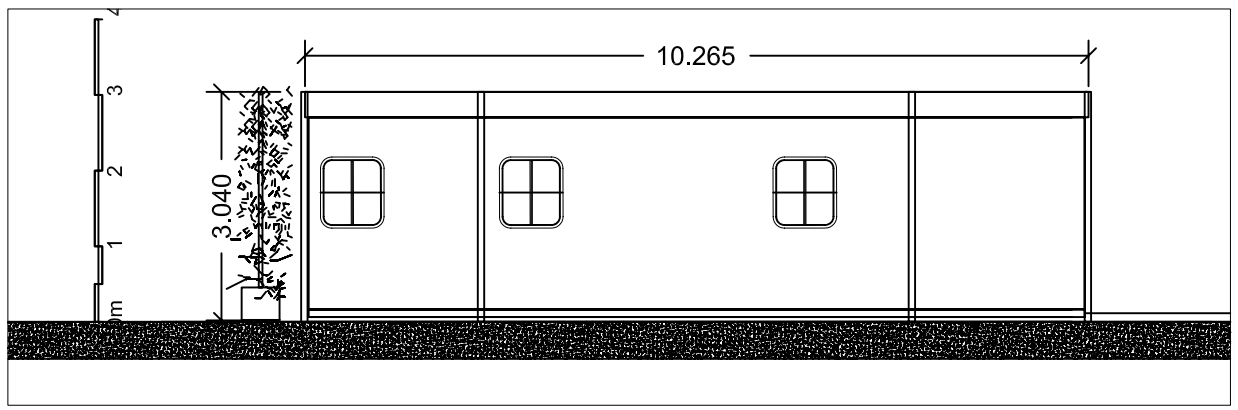

West Elevation

General notes:
1. Contractors must check all dimensions on site.
2. All dimensions are in millimeters, unless otherwise stated
3. All dimensions shall be verified on site proir to proceeding with the works.
4. Only figured dimensions are to be used.
5. To be read in conjunction with structural and service engineers.
6. Discrepancies must be reported immediatly to the Architect before proceeding.

Not for construction!

Status: **Planning**

Revised	Date	Reason for Issue	Drawn	Checked
01	01.08.12	New elevations added	PC	JP
00	18.07.12	Original Issue	PC	JP

Client: **St Mary's University**

Landscape Architect:
craft:pegg
Studio 25, Riverside Building
Trinity Buoy Wharf
London E14 0JY
t 0207 538 9010
www.craftpegg.com

Project Title: **St Mary's- Office Cabins**

Drawing Title: **Cabin 2 - Adj. Dolce Vita Plan & Elevation**

Scale	Date	Checked / Drawn
1:100@A3	01.08.2012	JP / PC

Project Number	Drawing Number	Rev. No
SMU117	D126	01