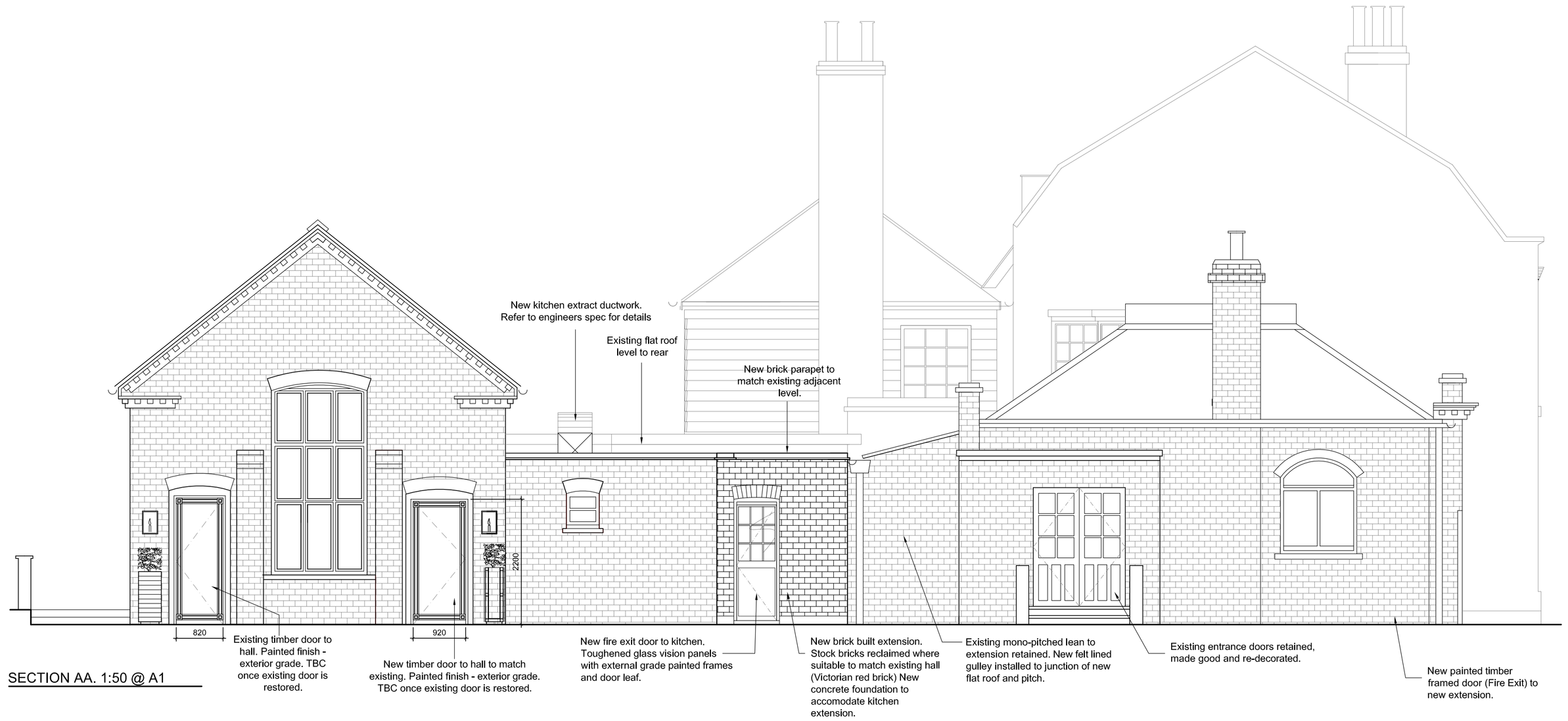

SECTION AA. 1:50 @ A1

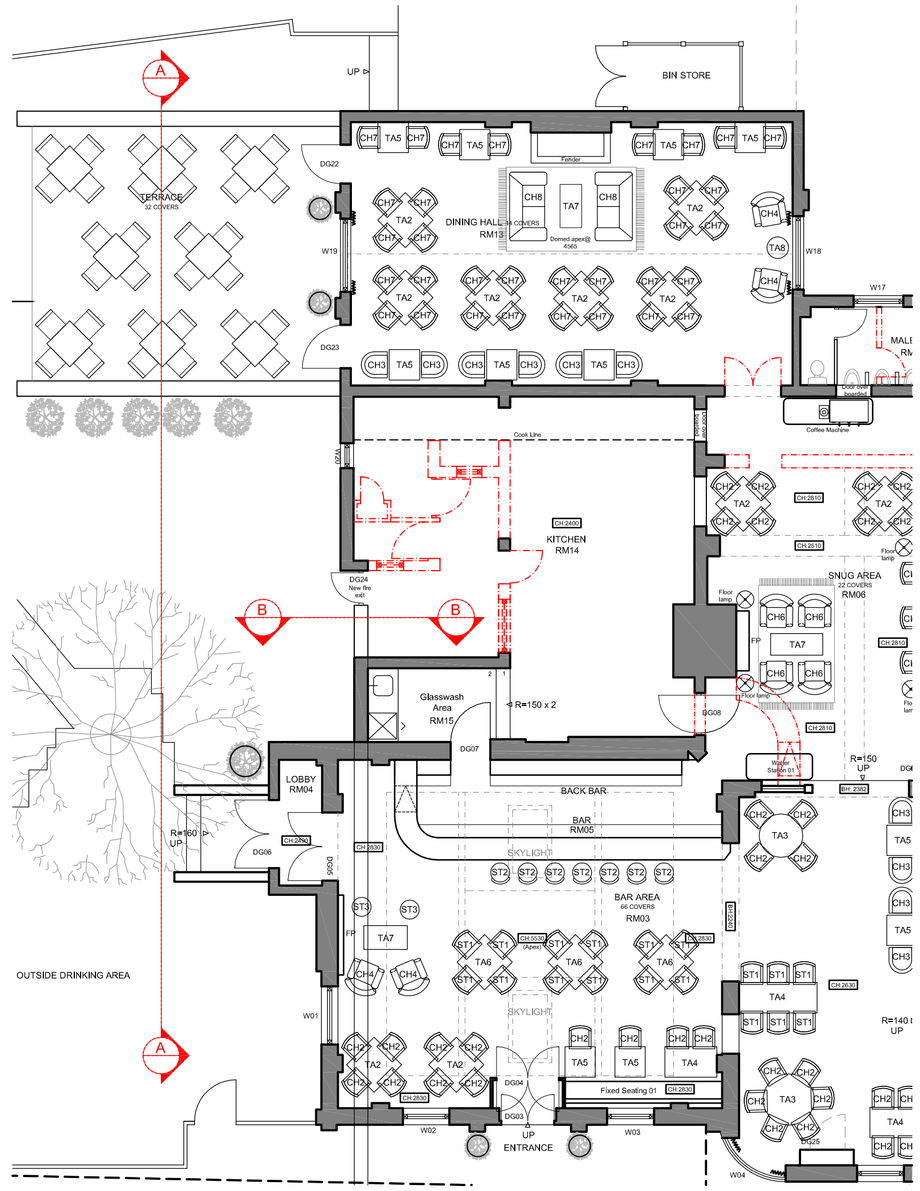

PLAN. 1:100 @ A1

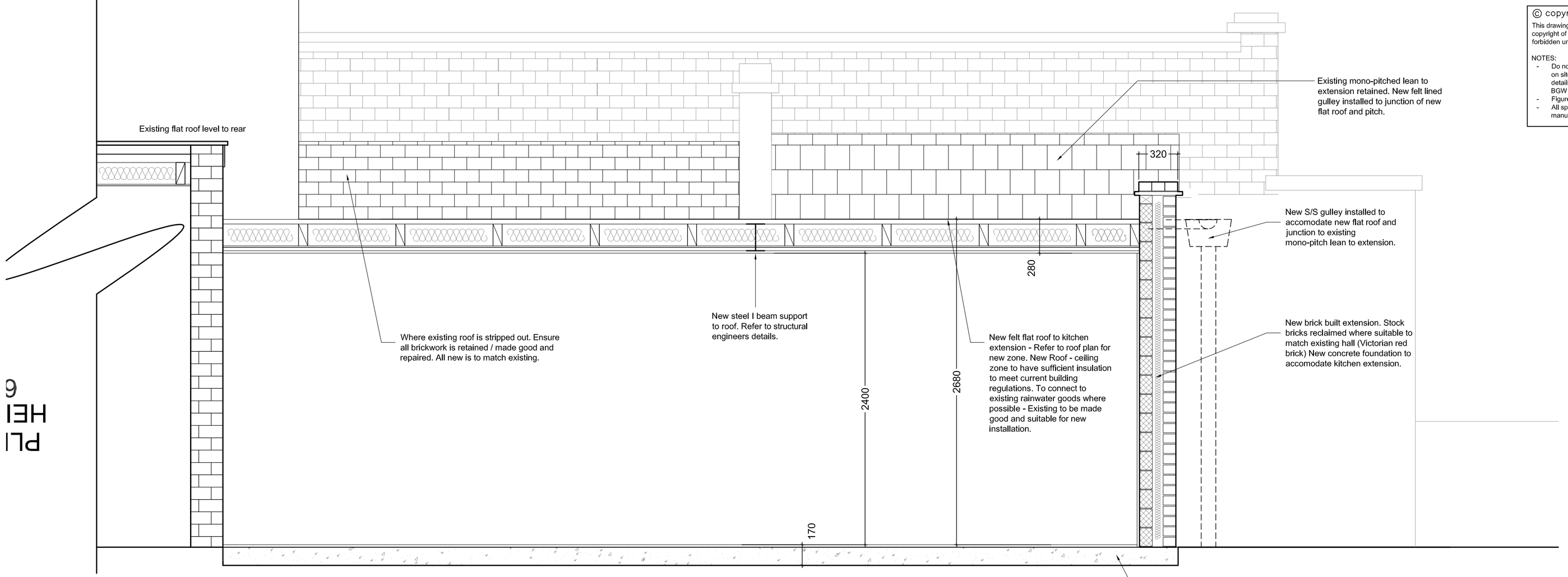

SECTION BB. 1:20 @ A1

© copyright
This drawing, design & all information contained herein remains the sole copyright of BGW DESIGN STUDIO & reproduction in any form is strictly forbidden unless permission is obtained in writing.

NOTES:
- Do not scale from this drawing, all dimensions must be checked on site. The contractor must verify all site dimensions, drawings, details & specifications. Any discrepancies must be reported to BGW DESIGN STUDIO prior to any commencement of work.
- Figured dimensions to take preference over those scaled.
- All specified items are to be installed in accordance with the manufacturers recommendations & instructions.

rev	date	note	init.
C	13.08.2012	Revised Planning Issue	BW
B	23.07.2012	Revised Planning Issue	BW
A	21.06.2012	Revised Planning Issue	BW
–	17.05.2012	New fire exit from kitchen re–positioned	BW
–	13.04.2012	Issued For Planning	BW

Stage: PLANNING

Client: RB&AH LTD

Project: THE CROWN, 174 RICHMOND ROAD, TWICKENHAM, MIDDLESEX, TW1 2NH

Title: PROPOSED EXTERNAL ELEVATIONS

Scale: VARIES @A1	Dwg size: A1
Drawn: SWH	Date: MARCH12
Drawing No. P1169–16	Revision: C

BGW DESIGN STUDIO
PART OF CONCORDE BGW

South Yorkshire
Palmer Street
Hyde Park
Doncaster
DN4 5DD

Studio: 01302 361 024
Fax: 01302 321 343
www.bgwdesignstudio.com

London
First Floor
107 Cheapside
London
EC2V 6DN

Studio: 020 7611 4947