

*Demolition of garage
at parking spaces
superseded.*

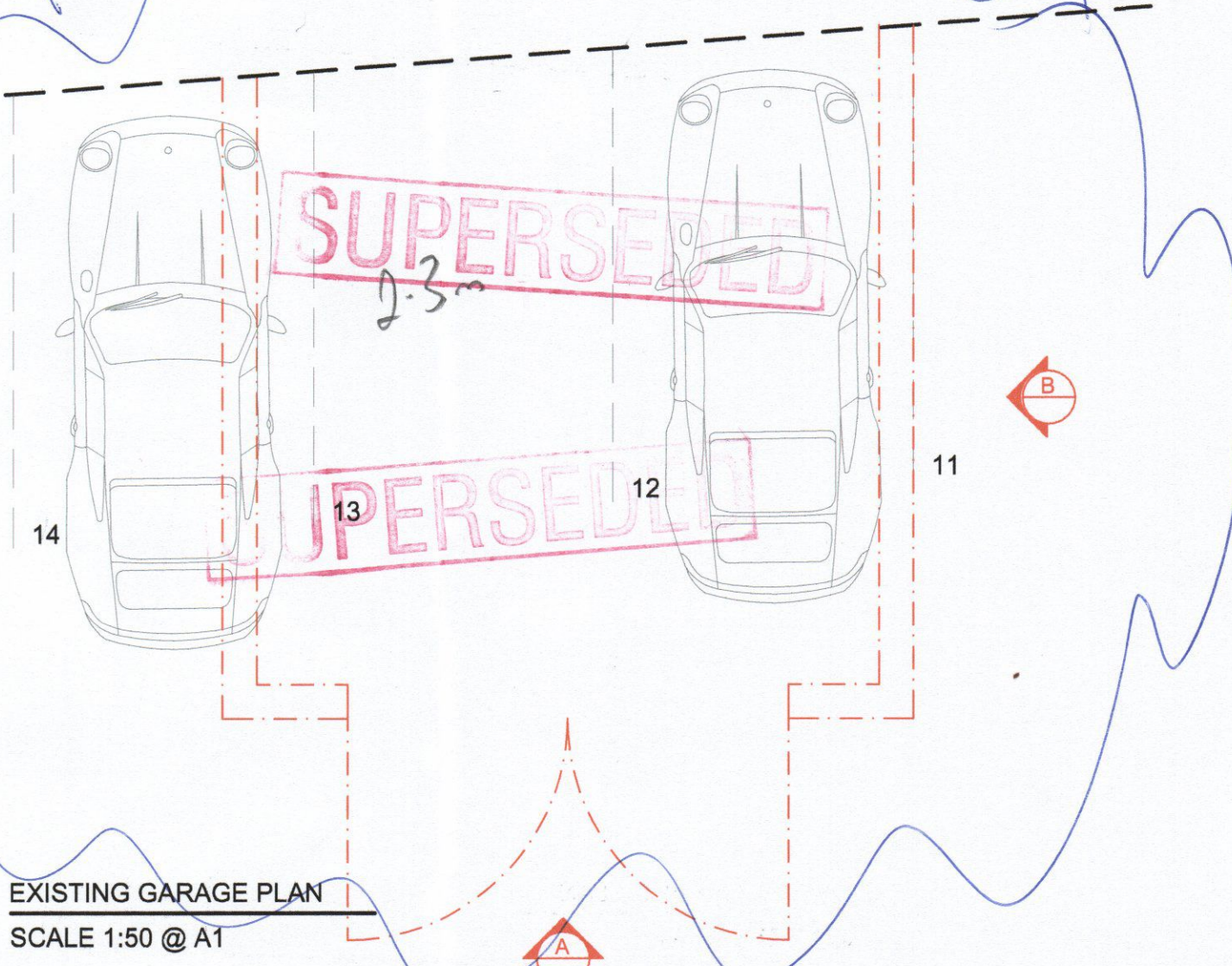
GARAGE DETAILS

GENERAL NOTE:
Existing exterior garage to be demolished to allow for 3no. new car parking spaces - foundations to be excavated & levelled & prepared for new car park hard stand to match exg.



FRONT ELEVATION - A
SCALE 1:25 @ A1

SIDE ELEVATION - B
SCALE 1:25 @ A1



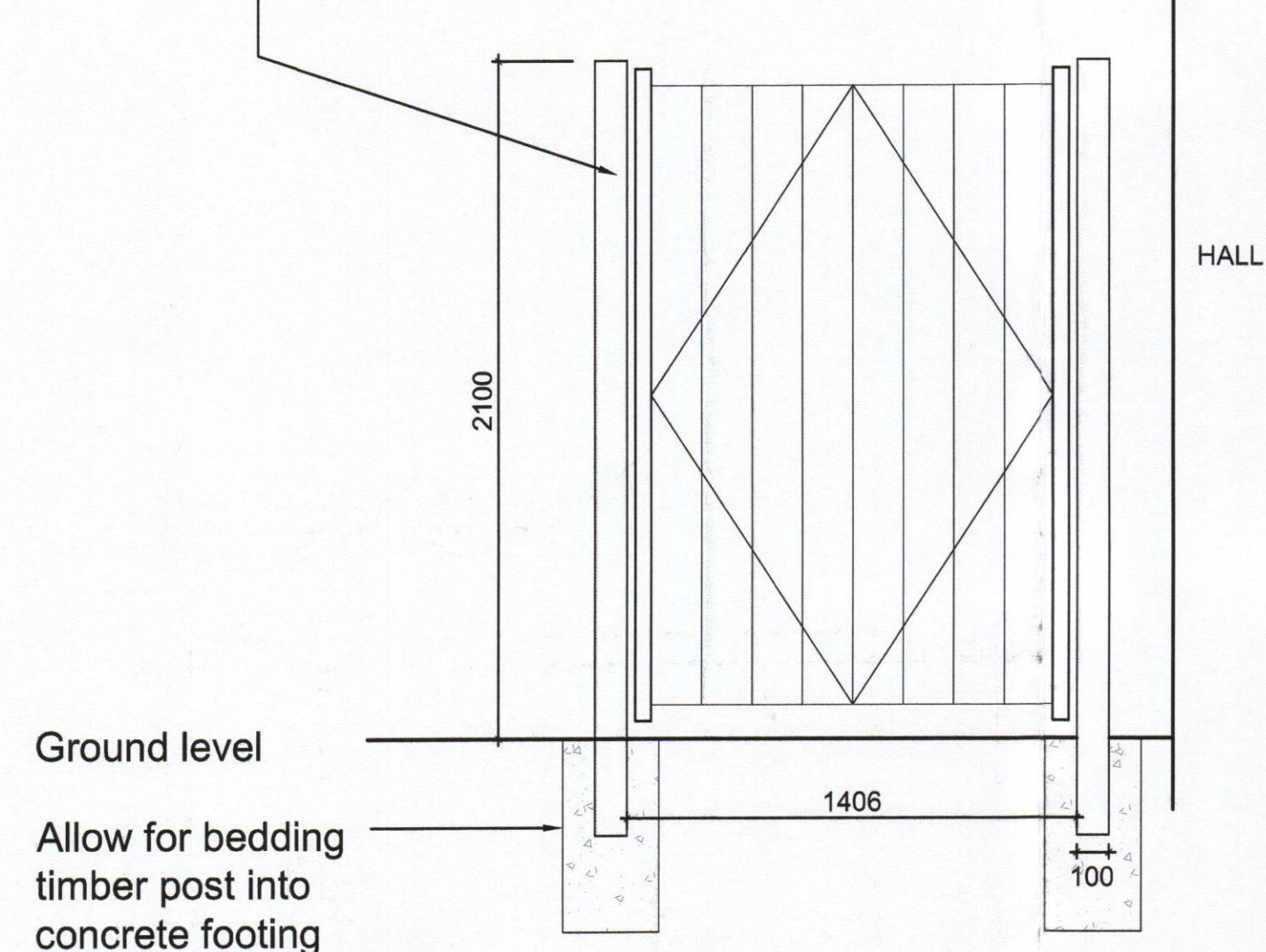
EXISTING GARAGE PLAN
SCALE 1:50 @ A1

RECEIVED
15 OCT 2012
PLANNING

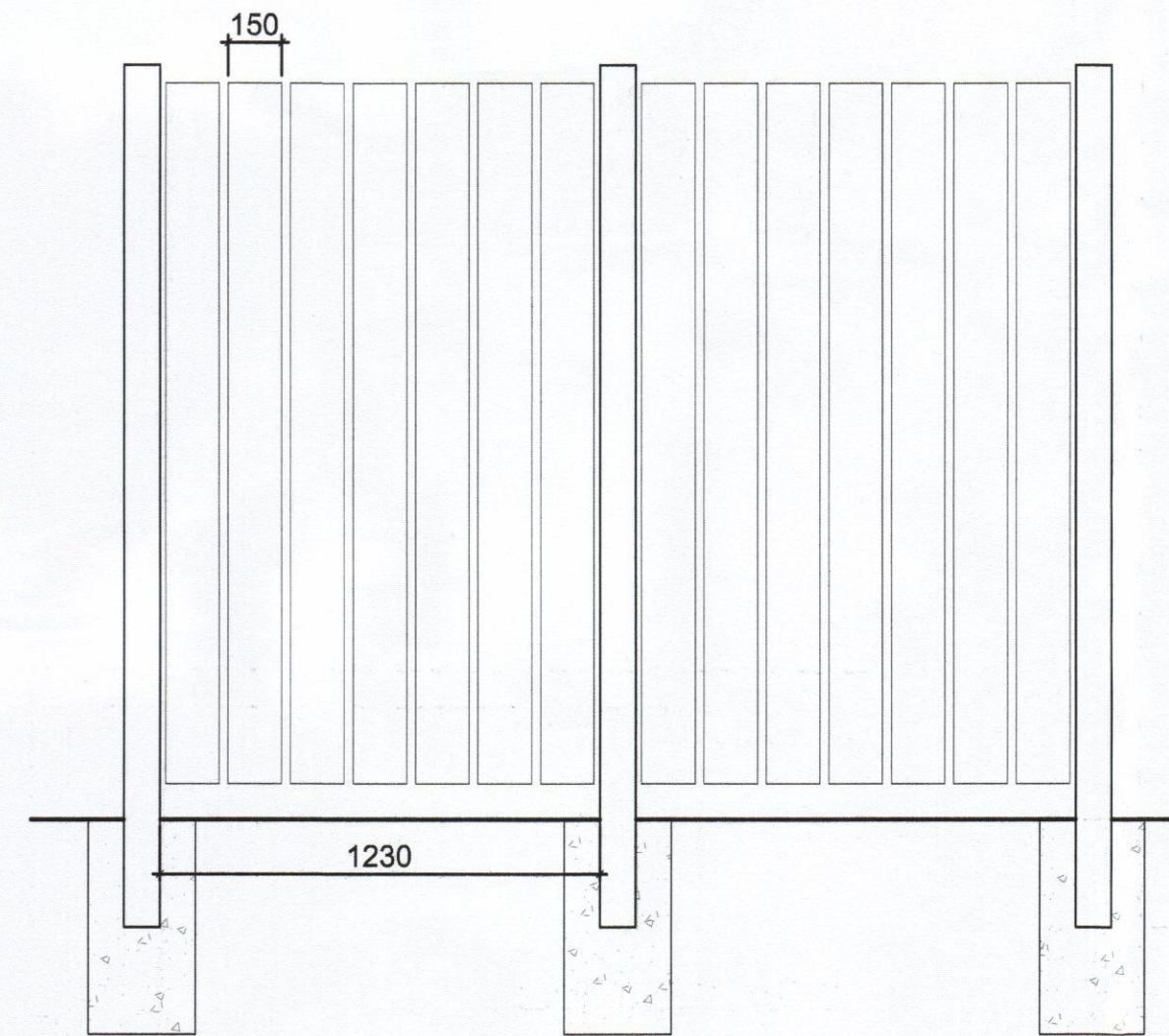
BIN STORE DETAILS

GENERAL NOTE:
Exterior grade treated & painted timber fencing & gates at 2m high with met steel post footing - provided as indicated on the drawings. Fix galvanised ironmongery ie. t-hinges, bolts and latches as specified.

100 x 100 s/w posts set in concrete surround and fixed at head of frame

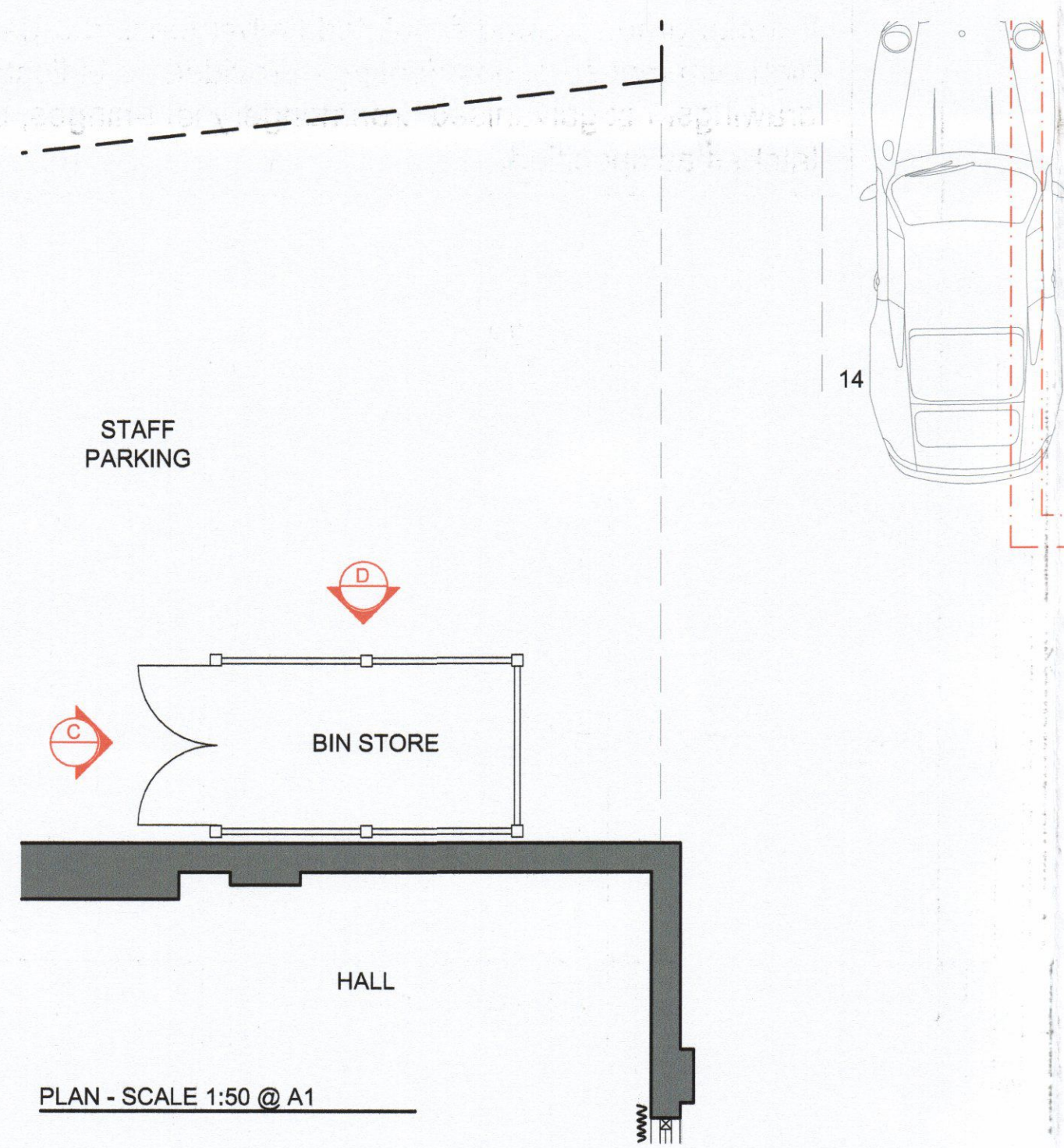


FRONT ELEVATION - C
SCALE 1:20 @ A1



SIDE ELEVATION - D
SCALE 1:20 @ A1

ENSURE FOOTINGS ARE LOCATED SUFFICIENT DISTANCE FROM EXISTING HALL FOUNDATIONS. BIN STORE TO BE FREE-STANDING STRUCTURE



PLAN - SCALE 1:50 @ A1

rev	date	note	init.
B	11.10.2012	Revised Planning Issue	BW
A	23.07.12	Issued for planning	
-	23.04.12	Issued for planning	

Stage: **PLANNING**

Client: **RB&AH LTD**

Project: **THE CROWN,
174 RICHMOND ROAD,
TWICKENHAM,
MIDDLESEX,
TW1 2NH**

Title: **PROPOSED BIN ENCLOSURE, EXG
GARAGE DETAILS**

Scale: VARIES @A1 Dwg size: A1

Drawn: SWH Date: MARCH12

Drawing No. P1169-20 Revision: B

BGW DESIGN STUDIO

South Yorkshire
Palmer Street
Hyde Park
Doncaster
DN4 5DD

Studio: 01302 381 024
Fax: 01302 321 343
www.bgwdesignstudio.com

London
First Floor
107 Cheapside
London
EC2V 6DN

Studio: 020 7611 4947

© copyright
This drawing, design & all information contained herein remains the sole copyright of BGW DESIGN STUDIO & reproduction in any form is strictly forbidden unless permission is obtained in writing.

NOTES:
- Do not scale from this drawing, all dimensions must be checked on site. The contractor must verify all site dimensions, drawings, details & specifications. Any discrepancies must be reported to BGW DESIGN STUDIO prior to any commencement of work.
- Figured dimensions to take preference over those scaled.
- All specified items are to be installed in accordance with the manufacturers recommendations & instructions.