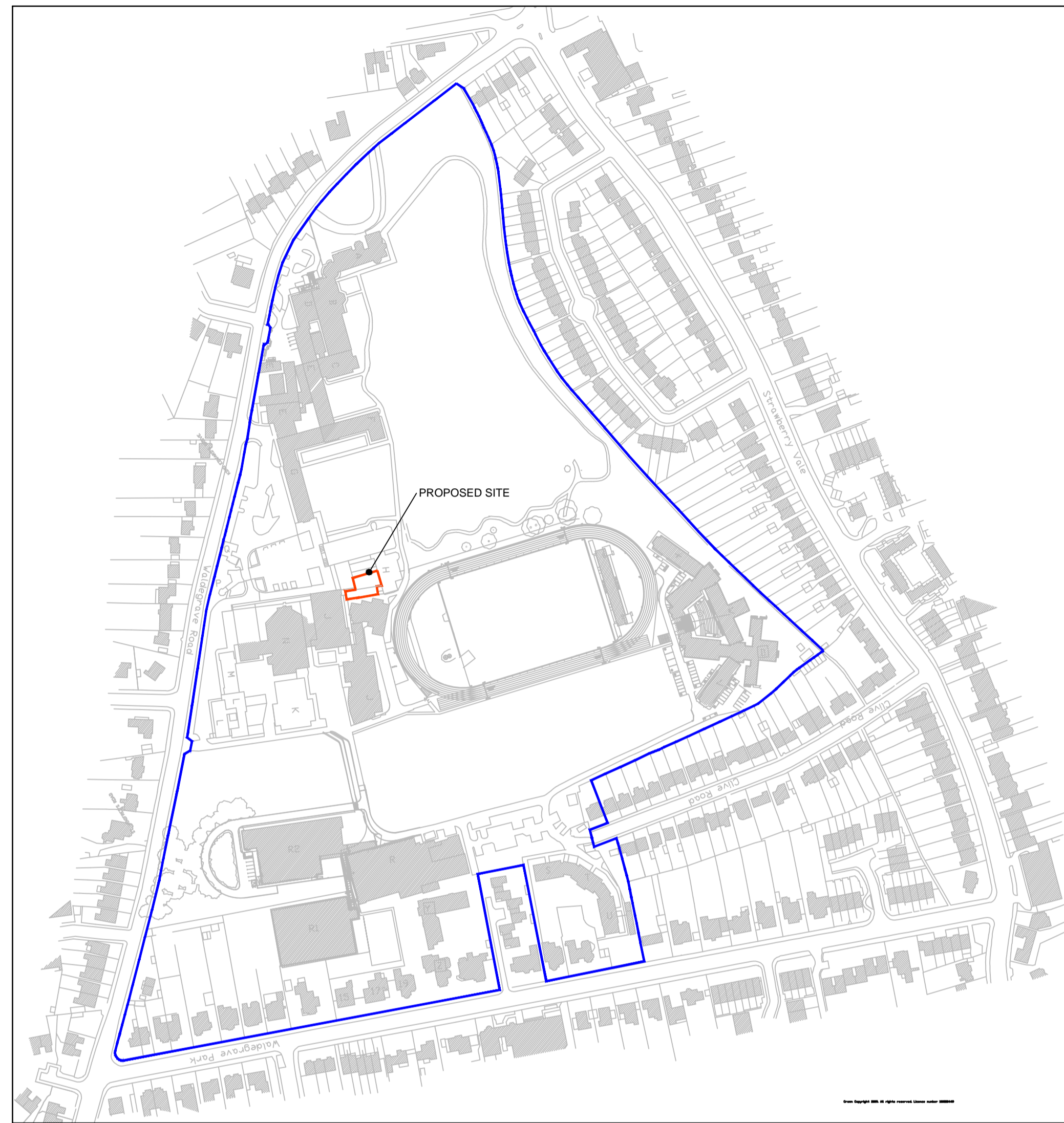
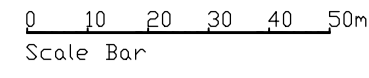

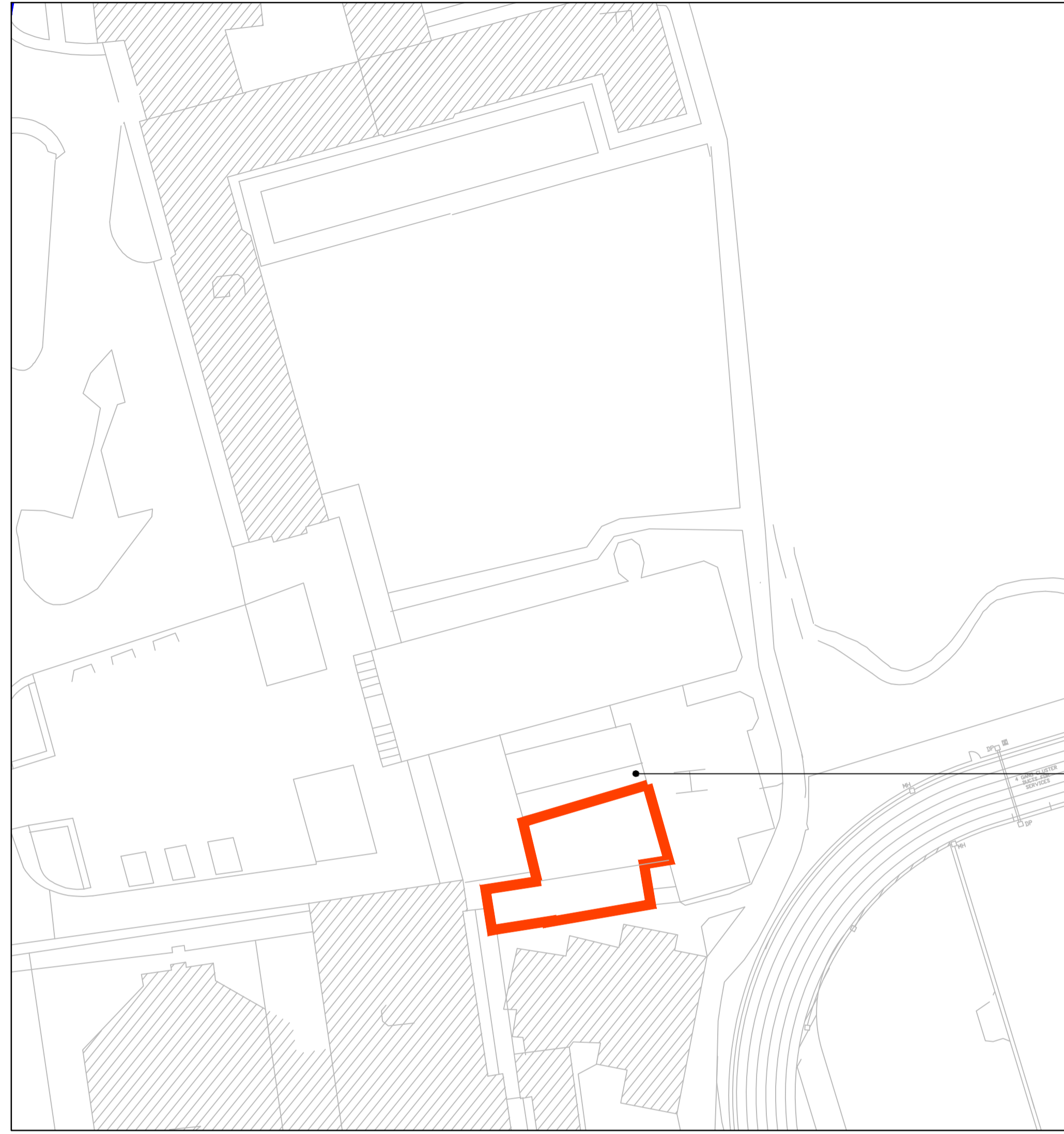
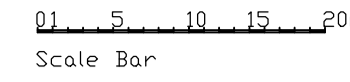


LOCATION PLAN
SCALE 1:1250

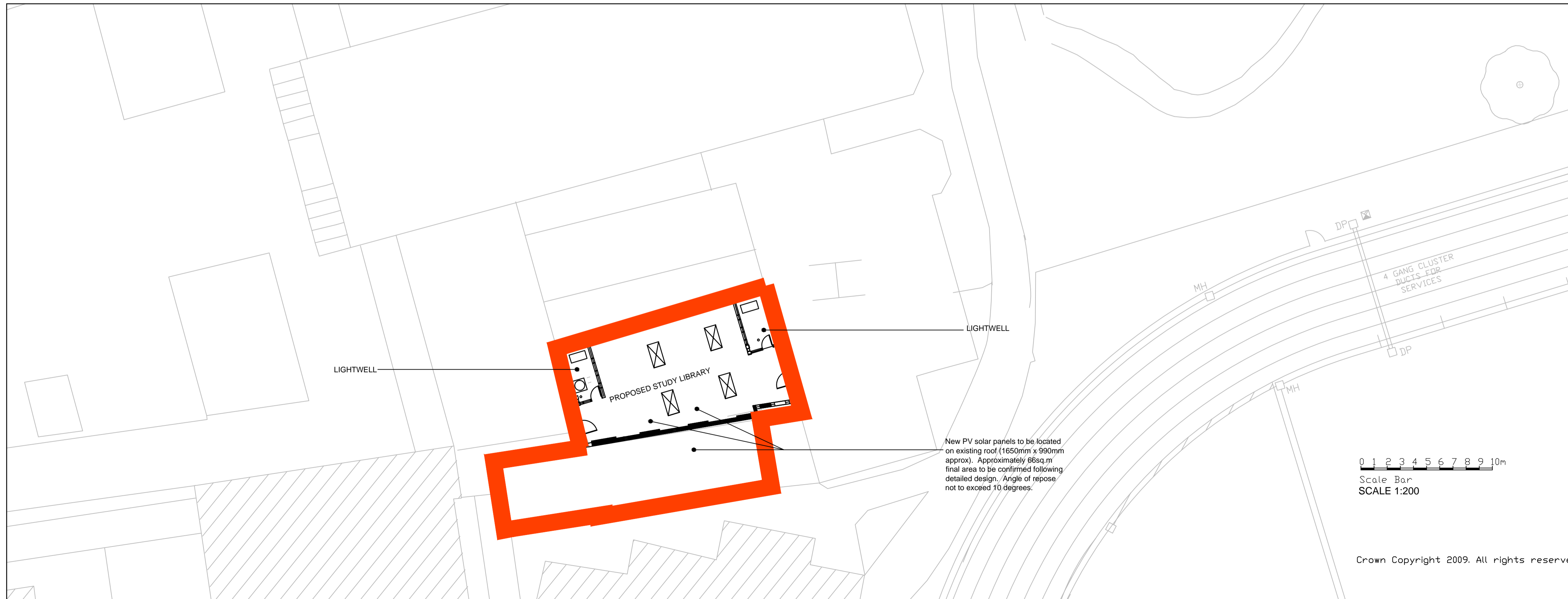


BLOCK PLAN
SCALE 1:500



PROPOSED FIRST FLOOR
INFILL SITE

SITE PLAN
SCALE 1:200



Crown Copyright 2009. All rights reserved. Licence number 100020449

Note:

1. This drawing remains the copyright of Drake & Kannemeyer: Surveyors and shall not be copied in any format without their specific approval in writing. The issue of the drawing in digital format (on floppy disk, CD or via email) entitles the named recipient only to utilise the elements of the drawing that are visible in paper space at the time of issue for the purposes of the named project only.
2. Drake & Kannemeyer: Surveyors accept no responsibility for the accuracy or currency of data on digitally issued drawings that, at the time of issue, is not visible in paper space viewpoints or is located on layers that are switched off or frozen.
3. The Contractor is responsible for checking dimensions, tolerances and information. Any discrepancies are to be verified with the Surveyors before preparing shop drawings or proceeding with the Works.
4. Where two or more drawings illustrate the same element of the works, the drawing at the largest scale shall take precedence. Where drawings are of the same scale the drawing with the later date (or revision date) shall take precedence.
5. Where drawings contain cross-references to a written specification that specification shall carry equal precedence with the drawing.
6. Figured dimensions are to be worked to in all cases.
7. All dimensions indicated are structural unless specifically identified to the contrary.
8. Workmanship and materials are to be in accordance with all relevant British Standards, Codes of Practice, Agreement Certificates and manufacturer's written instructions that are current at the commencement of the Works. All materials and components are to be utilised strictly in accordance with the manufacturer's written instructions.
9. All works are to be carried out in strict accordance with the Building Regulations and to the entire satisfaction of the Building Inspector. Should this differ from that shown on the drawings, obtain the Surveyors approval prior to proceeding with the Works.
10. The inclusion on this drawing of any elements of the Works that are subject to detailed design by other parties (whether consultant specialist supplier/subcontractor) is purely indicative and is incorporated solely to illustrate its relationship to the adjoining construction. The liability for the design of those elements shall lie entirely with the relevant designer.

Rev. A RED LINE AMENDED 20/5/13

Rev. Date

Drake & Kannemeyer

Chartered Surveyors.
The Old Mill, Mill Lane,
Godalming, Surrey GU7 1EY
Telephone No. (01483) 425744
Fax No. (01483) 426727

Client
St. MARY'S UNIVERSITY COLLEGE

Job Title
PROPOSED FIRST FLOOR LRC EXTENSION

Drawing Title
LOCATION, BLOCK & SITE PLAN

Scale	Date	Drawn	Comp. ref.
	MAR 13	PH	
Job No.	Drawing No.	Revision	
212/12/04	P001	A	Copyright