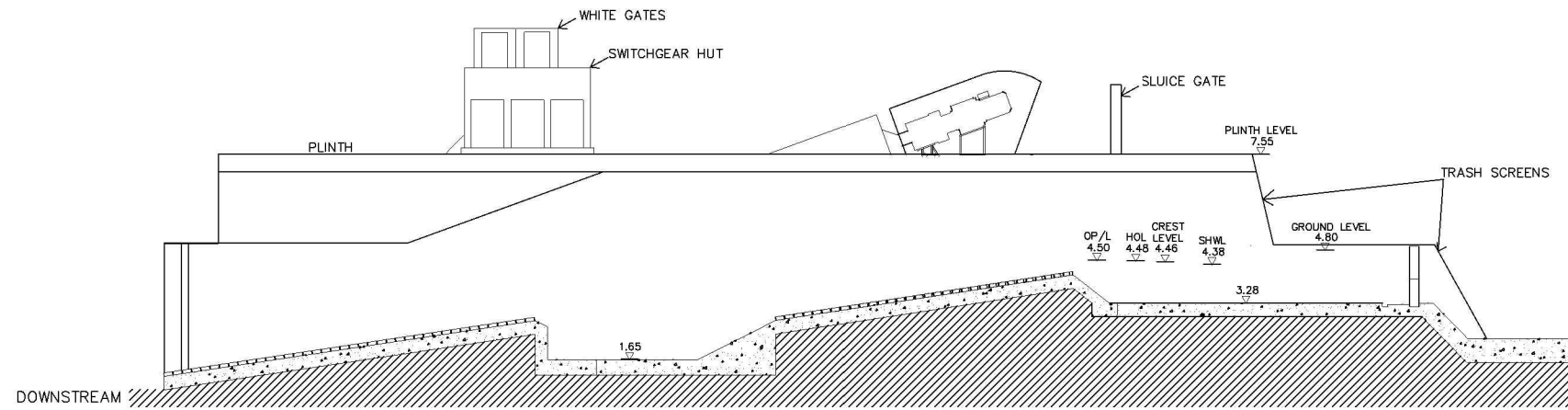
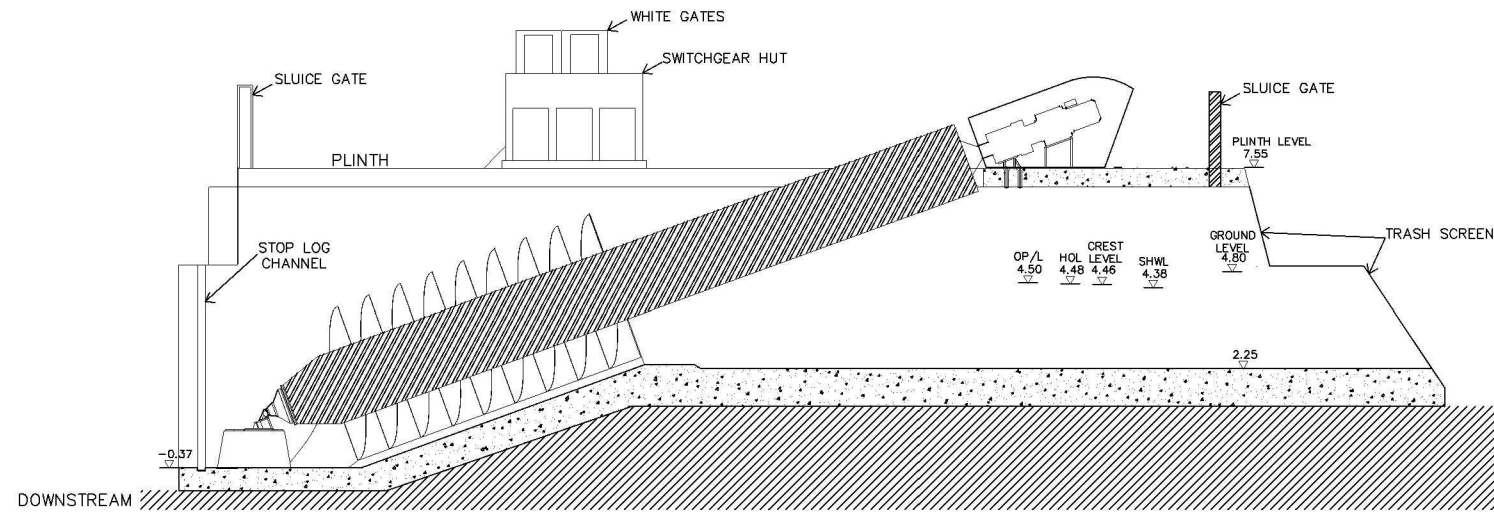


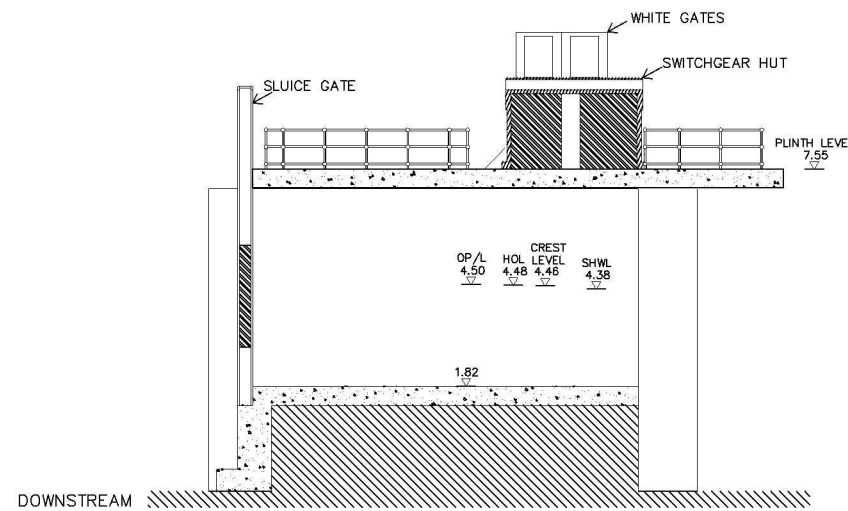
SECTION 1  
FISH PASS



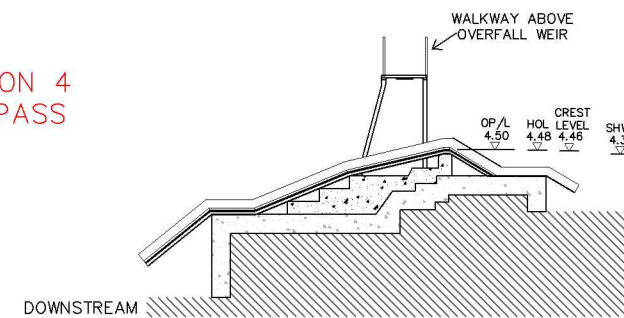
SECTION 2  
TURBINE



SECTION 3  
BYWASH



SECTION 4  
EEL PASS



NOTES :

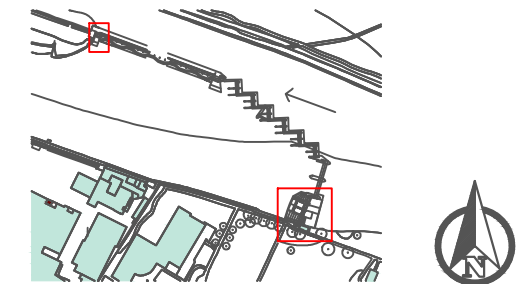
- THE COPYRIGHT OF THIS DRAWING REMAINS WITH BRENDAN BARROW AND IS NOT TO BE REPRODUCED WITHOUT WRITTEN APPROVAL.
  - ALL DIMENSIONS ARE IN MM.
  - ALL LEVELS ARE IN mAOD.
  - DIMENSIONS ARE NOT TO BE SCALED FROM THE DRAWING UNLESS OTHERWISE SPECIFIED. THE CONTRACTOR IS TO CHECK ALL THE DIMENSIONS AND REPORT BACK IF ANY DISCREPANCIES ARE FOUND.
  - THE DRAWING IS TO BE READ IN CONJUNCTION WITH OTHER STANDARD DOCUMENTATION.
- PROPOSED SITE - PLAN: DWG-TW-PS1

NO.	DATE	DESCRIPTION	BY

REVISIONS

ISSUED FOR : **TEDDINGTON PLANNING PERMISSION**

KEY PLAN :



CLIENT NAME :

**TEDDINGTON & HAM HYDRO**

JOB TITLE :

**TEDDINGTON WEIR HYDROPOWER SCHEME**

DRAWING TITLE :

**PROPOSED SITE - SECTIONS**

LAYOUT : A3	DRAWING NO. -
DRAWN BY : ST	CHECKED BY : BB
SCALE : 1:200	DATE : 27/08/2014

