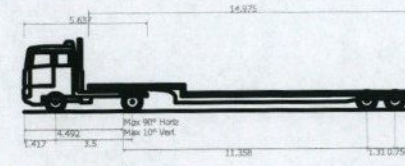
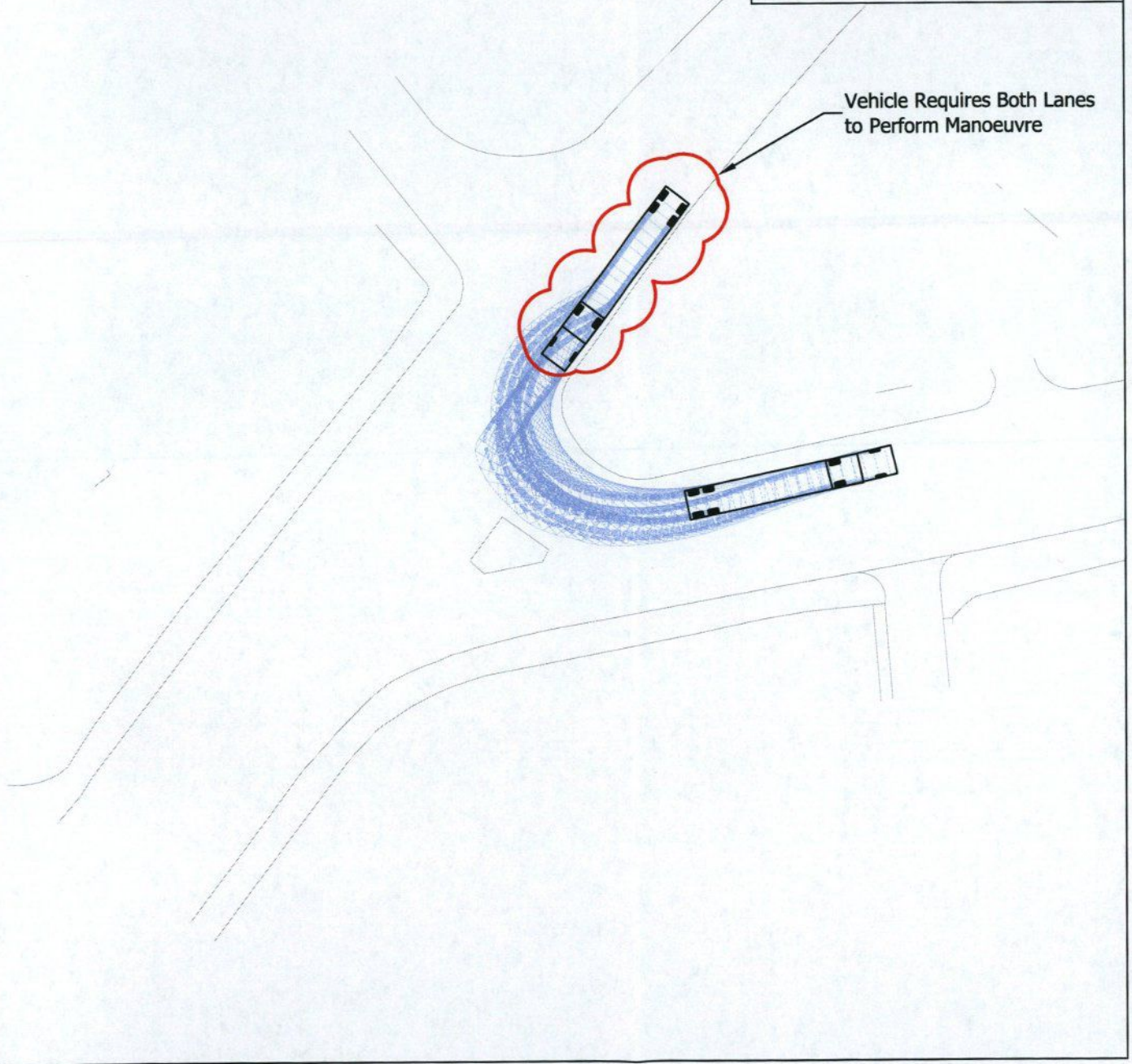
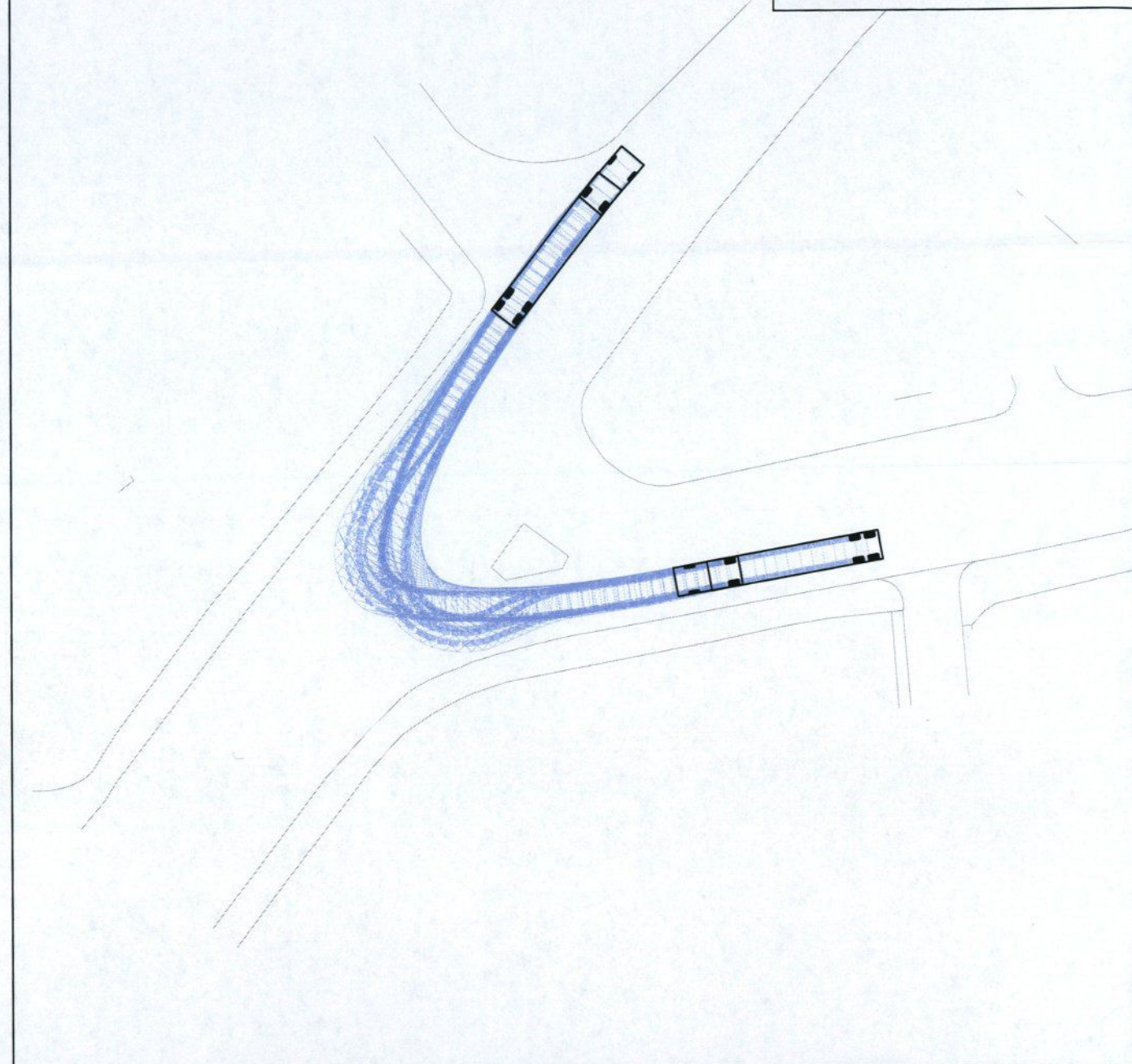


Generic 18m Low Loader
 Overall Length 17.918m
 Overall Width 2.540m
 Overall Body Height 3.408m
 Min Body Ground Clearance 0.332m
 Max Track Width 2.520m
 Lock to Lock Time 6.00s
 Kerb to Kerb Turning Radius 6.400m



Generic 18m Low Loader
 Overall Length 17.918m
 Overall Width 2.540m
 Overall Body Height 3.408m
 Min Body Ground Clearance 0.332m
 Max Track Width 2.520m
 Lock to Lock Time 6.00s
 Kerb to Kerb Turning Radius 6.400m



Vehicle Requires Both Lanes to Perform Manoeuvre

This map is reproduced from Ordnance Survey material with the permission of Ordnance Survey on behalf of the Controller of Her Majesty's Stationary Office © Crown copyright. Unauthorised reproduction infringes Crown copyright and may lead to prosecution or civil proceedings. Mayer Brown Ltd. Licence No - AL 100002189



client
BERKELEY HOLMES LTD

project
LATCHMERE HOUSE, RICHMOND

title
**18m LOW LOADER
 ENTERING/EXITING A238
 FROM/TO A308**

scale	1:500@A3	drawn by	OAN	checked by	RDG
date	AUGUST 2015	cad file	Master 2015-08-25.DWG		
drawing number	BHLATCHMERE(CMP).1/TK11			rev.	