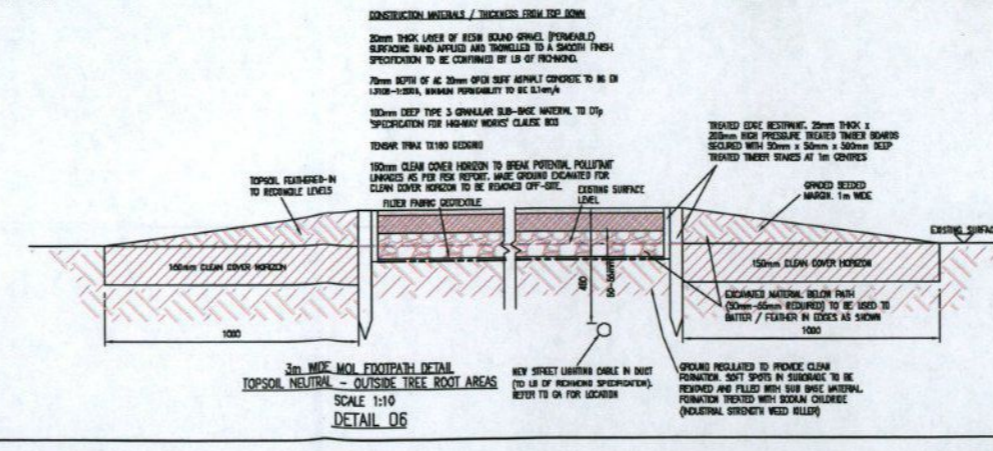
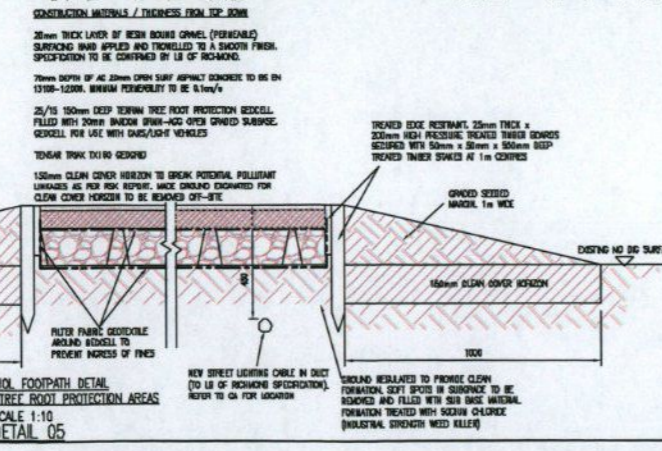


MCL FOOTPATH CENTRELINE ALIGNMENT AND SETTING OUT

LOOKON	CHANGING	ENDING	NORTHING	EASTING	BEARING	ANGLE	ARC LENGTH	TOTAL
SPFOOTPATH-0	0.000	515074.053	173888.881					
SPFOOTPATH-14	19.185	515082.212	173878.880		246.28113	17.62216	6.277	4.500
SPFOOTPATH-1	38.423	515047.890	173878.009	20.000	235.97561			
SPFOOTPATH-13	42.547	515025.162	173876.707		235.97561			
SPFOOTPATH-2	70.368	515015.248	173876.706	100.000	19.88228	17.722	13.800	
SPFOOTPATH-15	70.721	515004.387	173881.813		230.08303			
SPFOOTPATH-3	70.721	515004.387	173881.813	90.000	230.08303	40.44419	33.294	18.119
SPFOOTPATH-16	106.610	515074.053	173888.881		246.28113			
SPFOOTPATH-4	115.975	515074.053	173888.881	70.000	238.44888			
SPFOOTPATH-5	181.080	515082.212	173888.881		246.28113	37.34602	45.887	33.800
SPFOOTPATH-17	181.080	515082.212	173888.881		246.28113			
SPFOOTPATH-6	200.511	515084.065	173884.075	15.000	247.04257	14.48867	18.637	8.510
SPFOOTPATH-18	200.511	515084.065	173884.075		247.04257			
SPFOOTPATH-7	225.300	515124.059	173876.481	80.000	246.04138	18.48478	22.689	11.574
SPFOOTPATH-19	225.300	515124.059	173876.481		246.04138			
SPFOOTPATH-8	246.322	515124.059	173876.481	300.000	246.04138	3.33767	18.776	9.992
SPFOOTPATH-20	246.322	515124.059	173876.481		246.04138			
SPFOOTPATH-9	318.100	515104.022	173867.714		245.80386			
SPFOOTPATH-21	318.100	515104.022	173867.714		245.80386			
SPFOOTPATH-10	318.100	515104.022	173867.714	140.000	245.80386	28.42261	44.514	32.940
SPFOOTPATH-22	318.100	515104.022	173867.714		245.80386			
SPFOOTPATH-11	422.870	515084.065	173884.075	55.000	246.04138	30.68719	32.331	18.948
SPFOOTPATH-23	422.870	515084.065	173884.075		246.04138			
SPFOOTPATH-12	485.210	515074.053	173888.881		246.28113			
SPFOOTPATH-24	485.210	515074.053	173888.881		246.28113			

- LEGEND**
- ▲ PROVISION FOR NEW LAMP COLUMN TO L3 OF HIGHWAY SPECIFICATION
 - NEW STREET LIGHTING CABLE IN DUCT (TO L3 OF HIGHWAY SPECIFICATION)
 - 3m HIGH SECURITY PALISADE FENCE WITH BATTERY ANCHORED MET POSTS REFER TO DETAIL 01
 - 1.8m HIGH METAL BARRIERS REFER TO DETAIL 02
- NOTE: ELECTRIC GATES ON DAWN TO CLICK LOCKING SYSTEM

RECEIVED
- 5 OCT 2015
PLANNING



FOR APPROVAL

Project: TWICKENHAM SORTING OFFICE

Drawing No: MCL FOOTPATH

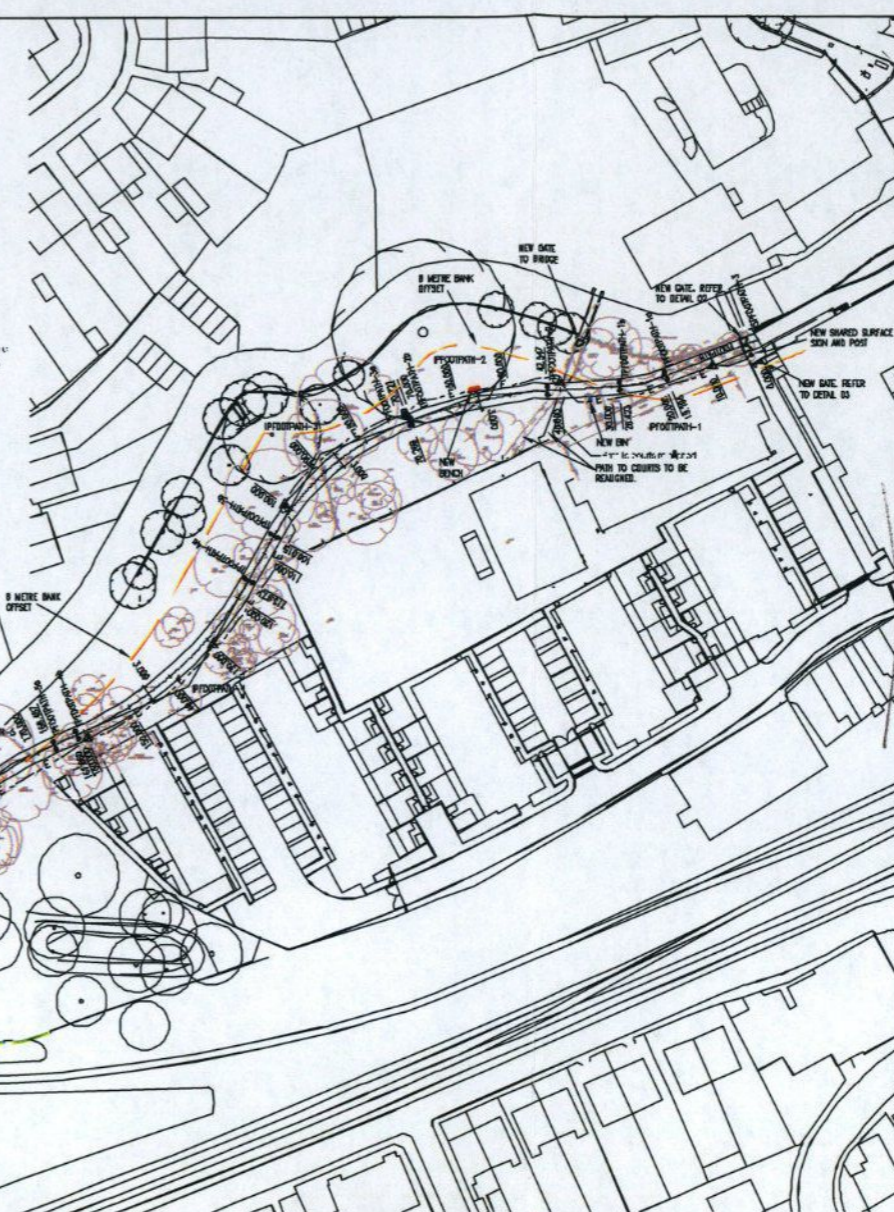
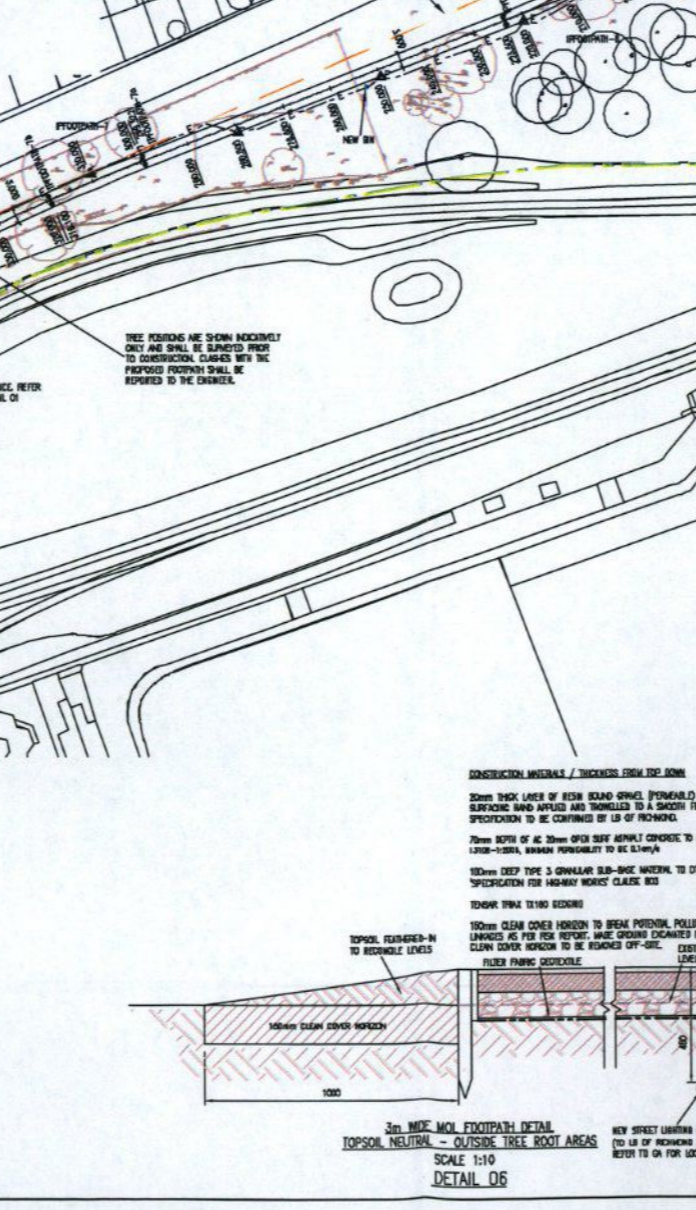
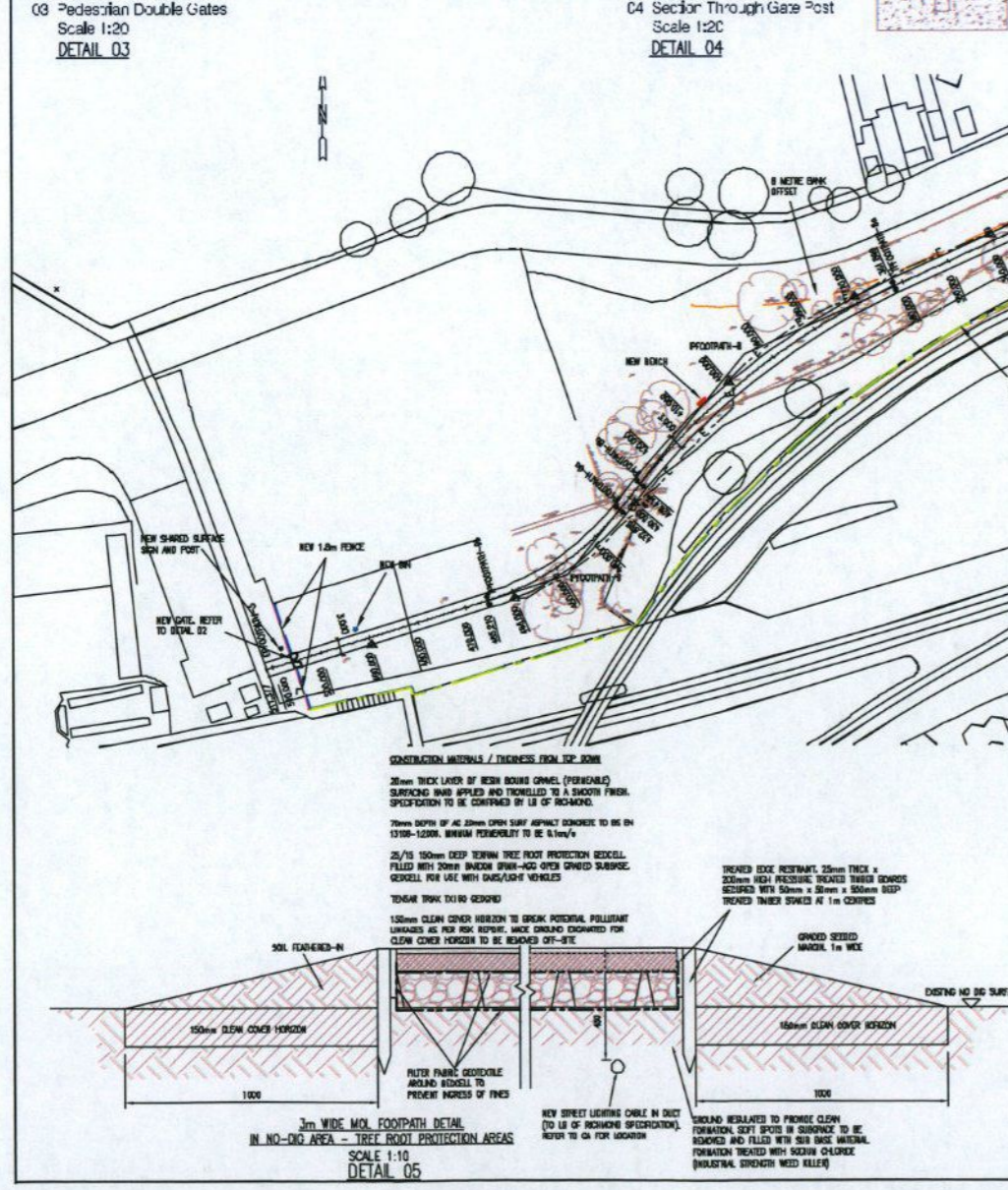
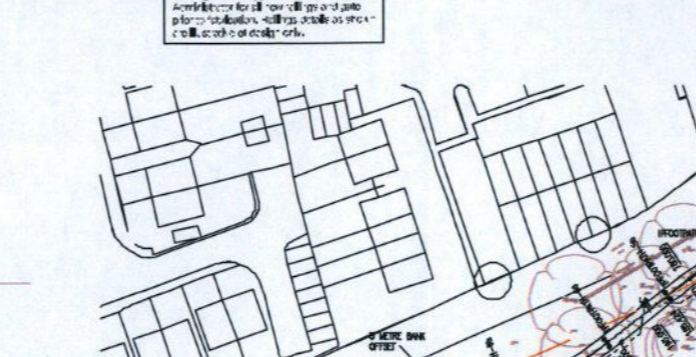
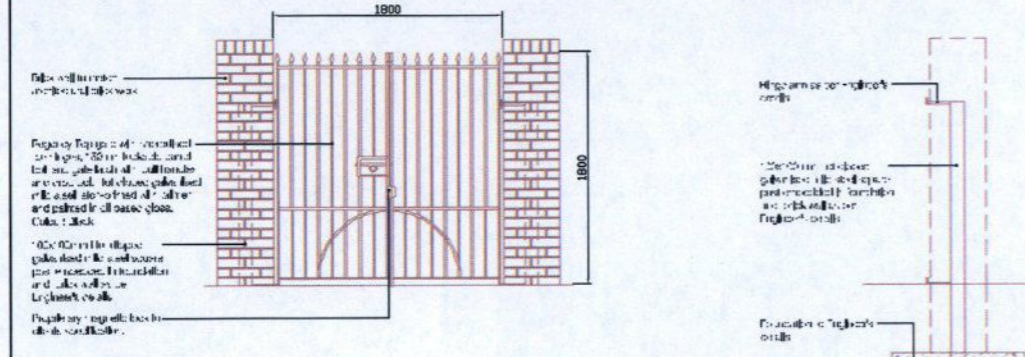
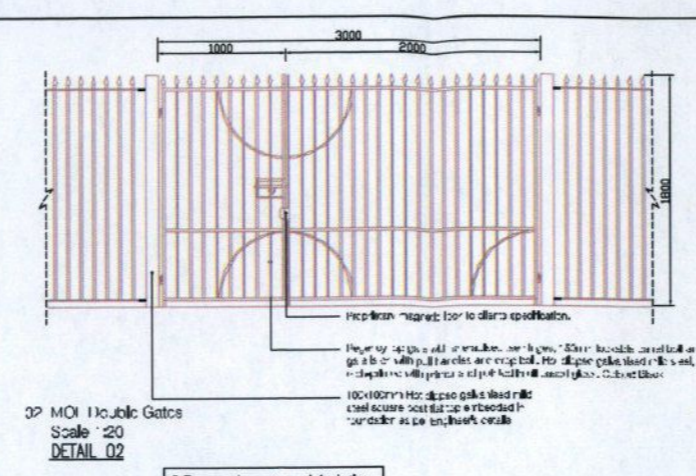
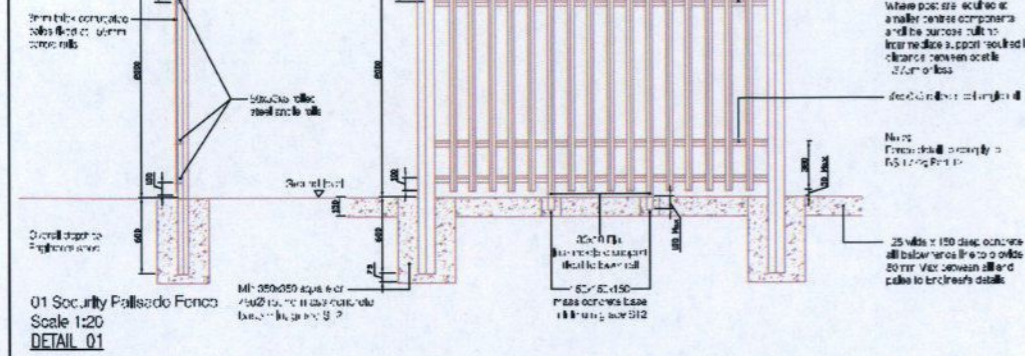
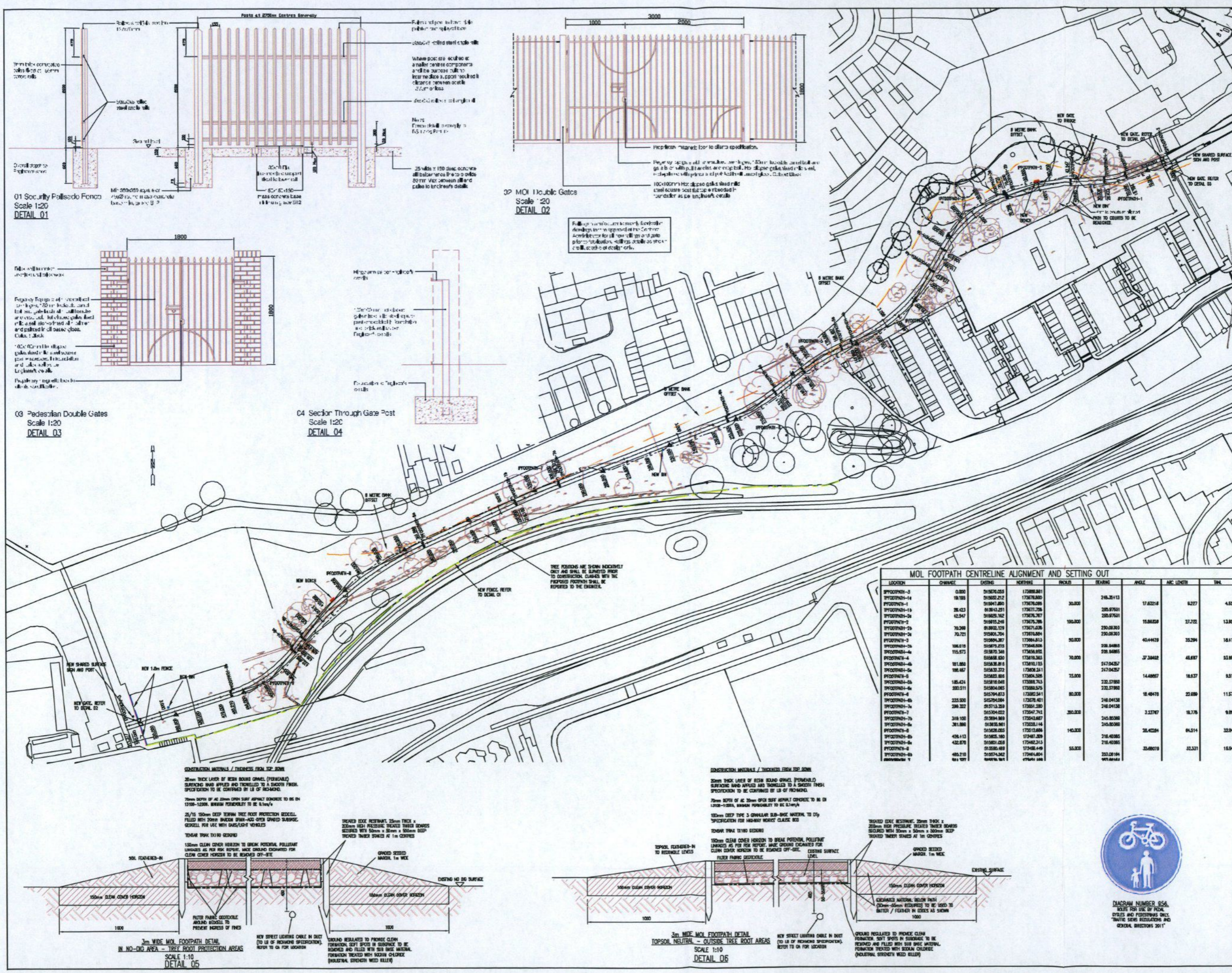
Scale: 1:500000

4616/CML/70

Drawn by: AD, Checked by: [blank], Scale: 1:500000

Issue No: G

31 Castle Street, Ipswich, Suffolk IP1 3AF
T: 01473 833100
F: 01473 833101
E: info@jsa.co.uk



MOL FOOTPATH CENTRELINE ALIGNMENT AND SETTING OUT

LOCATION	CHANGING	ENDING	NORTHING	EASTING	BEARING	ANGLE	ARC LENGTH	TOTAL
SPFOOTPH-0	0.000	515074.053	173888.881					
SPFOOTPH-14	19.185	515082.212	173878.880		246.28113	17.82216	6.277	4.500
SPFOOTPH-1	38.423	515047.890	173878.009	20.000				
SPFOOTPH-15	57.661	515013.568	173877.138					
SPFOOTPH-24	76.900	514981.246	173876.267	100.000		15.88228	27.722	13.800
SPFOOTPH-2	96.138	514946.924	173875.396					
SPFOOTPH-25	115.377	514914.602	173874.525	90.000		40.44419	33.294	18.119
SPFOOTPH-3	134.615	514880.280	173873.654					
SPFOOTPH-26	153.854	514847.958	173872.783	70.000		37.34602	45.887	23.800
SPFOOTPH-4	173.092	514815.636	173871.912					
SPFOOTPH-27	192.331	514783.314	173871.041	15.000		14.48887	18.637	8.919
SPFOOTPH-5	211.570	514750.992	173870.170					
SPFOOTPH-28	230.809	514718.670	173869.300	80.000		18.48478	22.689	11.574
SPFOOTPH-6	230.809	514718.670	173869.300					
SPFOOTPH-29	250.048	514686.348	173868.430	300.000		3.33787	18.776	9.892
SPFOOTPH-7	250.048	514686.348	173868.430					
SPFOOTPH-30	269.287	514654.026	173867.560	140.000		28.42281	44.314	22.940
SPFOOTPH-8	269.287	514654.026	173867.560					
SPFOOTPH-31	288.526	514621.704	173866.690	55.000		33.68719	32.331	15.940
SPFOOTPH-9	288.526	514621.704	173866.690					
SPFOOTPH-32	307.765	514589.382	173865.820					

- LEGEND**
- PROVISION FOR NEW LAMP COLUMN TO L3 OF HIGHWAY SPECIFICATION
 - NEW STREET LIGHTING CABLE IN DUCT (TO L3 OF HIGHWAY SPECIFICATION)
 - 3m HIGH SECURITY PALISADE FENCE WITH BATTERY ANCHORED MET POSTS REFER TO DETAIL 01
 - NEW SHARED SURFACE SIGN AND POST
 - NEW GATE REFER TO DETAIL 02
 - NEW GATE REFER TO DETAIL 03
 - NEW GATE REFER TO DETAIL 04
 - NEW GATE REFER TO DETAIL 05
 - NEW GATE REFER TO DETAIL 06
 - NEW GATE REFER TO DETAIL 07
 - NEW GATE REFER TO DETAIL 08
 - NEW GATE REFER TO DETAIL 09
 - NEW GATE REFER TO DETAIL 10
 - NEW GATE REFER TO DETAIL 11
 - NEW GATE REFER TO DETAIL 12
 - NEW GATE REFER TO DETAIL 13
 - NEW GATE REFER TO DETAIL 14
 - NEW GATE REFER TO DETAIL 15
 - NEW GATE REFER TO DETAIL 16
 - NEW GATE REFER TO DETAIL 17
 - NEW GATE REFER TO DETAIL 18
 - NEW GATE REFER TO DETAIL 19
 - NEW GATE REFER TO DETAIL 20
 - NEW GATE REFER TO DETAIL 21
 - NEW GATE REFER TO DETAIL 22
 - NEW GATE REFER TO DETAIL 23
 - NEW GATE REFER TO DETAIL 24
 - NEW GATE REFER TO DETAIL 25
 - NEW GATE REFER TO DETAIL 26
 - NEW GATE REFER TO DETAIL 27
 - NEW GATE REFER TO DETAIL 28
 - NEW GATE REFER TO DETAIL 29
 - NEW GATE REFER TO DETAIL 30
 - NEW GATE REFER TO DETAIL 31
 - NEW GATE REFER TO DETAIL 32
 - NEW GATE REFER TO DETAIL 33
 - NEW GATE REFER TO DETAIL 34
 - NEW GATE REFER TO DETAIL 35
 - NEW GATE REFER TO DETAIL 36
 - NEW GATE REFER TO DETAIL 37
 - NEW GATE REFER TO DETAIL 38
 - NEW GATE REFER TO DETAIL 39
 - NEW GATE REFER TO DETAIL 40
 - NEW GATE REFER TO DETAIL 41
 - NEW GATE REFER TO DETAIL 42
 - NEW GATE REFER TO DETAIL 43
 - NEW GATE REFER TO DETAIL 44
 - NEW GATE REFER TO DETAIL 45
 - NEW GATE REFER TO DETAIL 46
 - NEW GATE REFER TO DETAIL 47
 - NEW GATE REFER TO DETAIL 48
 - NEW GATE REFER TO DETAIL 49
 - NEW GATE REFER TO DETAIL 50

NOTE: ELECTRIC GATES ON DAWN TO CLICK LOCKING SYSTEM

RECEIVED

- 5 OCT 2015

PLANNING

FOR APPROVAL

Project: TWICKENHAM SORTING OFFICE

Drawing Title: MOL FOOTPATH

Drawn by: AD Checked by: [] Scale: 1:5000(A0)

Drawing No: 4616/CML/70 Revision: G

jsa CONSULTING ENGINEERS

31 Castle Street, Ipswich, Suffolk IP1 1AB
 T: 01473 801100
 F: 01473 801101
 E: info@jsa.co.uk