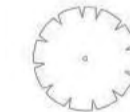







Location Plan 1:2000

KEY

Trees

-  Existing trees to be retained and protected in accordance with BS5837:2012
-  Root Protection Area (RPA) subject to 'no dig' construction to be specified by the engineer in consultation with an Arboriculturist.
-  Existing trees to be removed

Paving

-  Resin bound gravel pathway, 16mm surface course, 6mm aggregate on permeable AC binder course to Engineers specification with timber edging
-  Permeable block paving, Marshalls Tegula Priora or equal approved, 160 x 240 x 80mm, herringbone bond, Harvest. Parking bays delineated by contrasting colour blocks. Edging to be textured PCC Conservation Kerb
-  Existing road to be retained




Permeable block paving



Resin bound gravel

Planting


 Woodland planting shrub mix

Shrubs / Ferns, 70%

- Euphorbia amygdaloides* 'robbiae', 5L, 5/m²
- Polystichum setiferum*, 5L, 5/m²
- Sarcococca confusa*, 5L, 5/m²
- Skimmia japonica* 'Fragrans', 5L, 5/m²

Perennials, 30%

- Anemone nemorosa*, 2L, 11/m²
- Astilbe x arendsii* 'Irrlicht', 5L, 5/m²
- Geranium sanguineum*, 2L, 11/m²
- Vinca Minor*, 2L, 11/m²

 Turf to be retained



Euphorbia amygdaloides 'robbiae'



Astilbe x arendsii 'Irrlicht'



Polystichum setiferum



Anemone nemorosa



Skimmia japonica 'Fragrans'



Vinca Minor

DATE	DRAWN	DESCRIPTION OF REVISION	REVISION LETTER	CHECKED BY

turkington martin

Studio 3.05 Chester House, Kennington Park
1-3 Brixton Road, London, SW9 6DE
T: +44 (0)20 3567 3250
E: studio@turkingtonmartin.com

CLIENT:
Berkeley Homes (West London) Ltd.

PROJECT TITLE:
Latchmere House Marketing Suite

DRAWING TITLE:
Materials & Planting GA

DRAWING STATUS:
For Planning

NOTES:

1. This drawing is to be read in conjunction with all relevant contract documentation from the design team, with any conflicting information to be brought to the attention of Turkington Martin Landscape Architects in writing before commencing on site.
2. The contractor is to check and verify all levels and dimensions before construction. Any discrepancies are to be brought to the attention of Turkington Martin Landscape Architects in writing before commencing on site.
3. All dimensions in mm, unless otherwise stated.
4. Do not scale from this drawing.
5. All sub base and concrete design and specification to engineer's details. All diagrams provided here are purely indicative.
6. Waterproofing of any element to be specified by others.
7. All proprietary products shall be installed in accordance with manufacturers written instructions.
8. Plant numbers are an indication only and plants should be ordered to suit site areas in accordance with scheduled plant densities.
9. Any proposed plant substitution shall be agreed with the landscape architect prior to ordering.

DRAWING SCALE: 1:100	DRAWN BY: RF	DRAWN DATE: 08.03.2016
PAPER SIZE: A1	CHECKED BY: JT	CHECKED DATE: 08.03.2016
DRAWING NUMBER: TM246L20	REVISION: #	

Turkington Martin LANDSCAPE ARCHITECTS