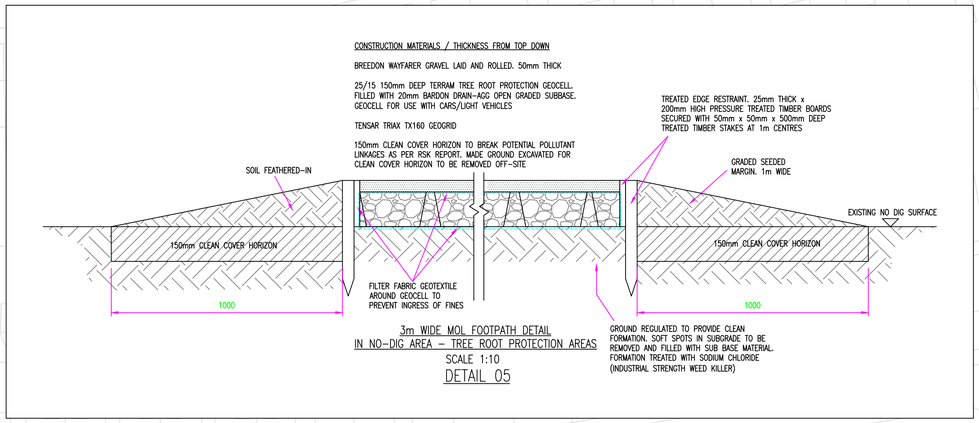

Note:
The original of this drawing was produced in colour - a monochrome copy should not be relied upon.

MOL Footpath based on JSA Consulting Engineers drawing number 4616/CIVIL/70 Rev J.

Figure 3 Example of a protective barrier including above-ground stabilizing systems

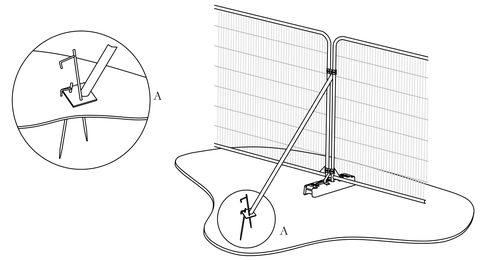

a) Stabilizer strut with base plate secured with ground pins

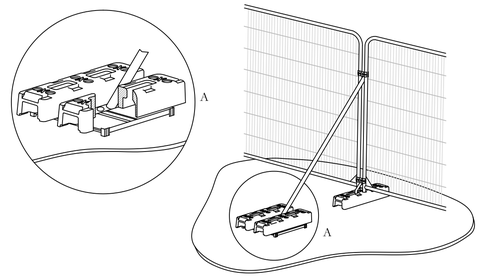

b) Stabilizer strut mounted on block tray

Reproduced from BS 5837:2012 Trees in relation to design, demolition and construction - Recommendations

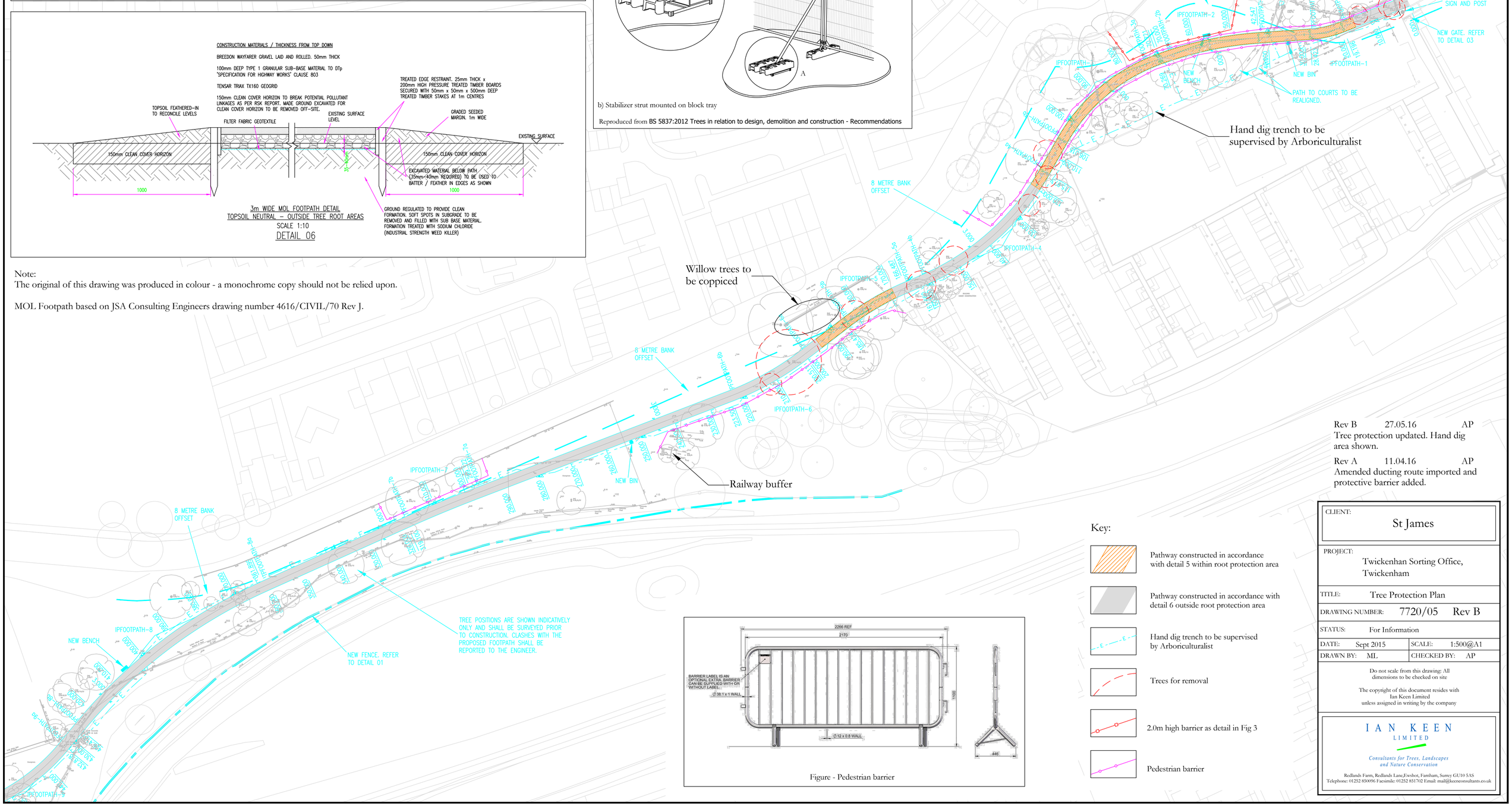

Figure - Pedestrian barrier

Key:

- Pathway constructed in accordance with detail 5 within root protection area
- Pathway constructed in accordance with detail 6 outside root protection area
- Hand dig trench to be supervised by Arboriculturalist
- Trees for removal
- 2.0m high barrier as detail in Fig 3
- Pedestrian barrier

Rev B	27.05.16	AP
Tree protection updated. Hand dig area shown.		
Rev A	11.04.16	AP
Amended ducting route imported and protective barrier added.		

CLIENT: St James

PROJECT: Twickenhan Sorting Office, Twickenham

TITLE: Tree Protection Plan

DRAWING NUMBER: 7720/05 Rev B

STATUS: For Information

DATE: Sept 2015 | SCALE: 1:500@A1

DRAWN BY: ML | CHECKED BY: AP

Do not scale from this drawing: All dimensions to be checked on site

The copyright of this document resides with Ian Keen Limited unless assigned in writing by the company

IAN KEEN LIMITED
Consultants for Trees, Landscapes and Nature Conservation
Redlands Farm, Redlands Lane,Fwshot, Farnham, Surrey GU10 5AS
Telephone: 01252 850096 Facsimile: 01252 851702 Email: mail@keenconsultants.co.uk