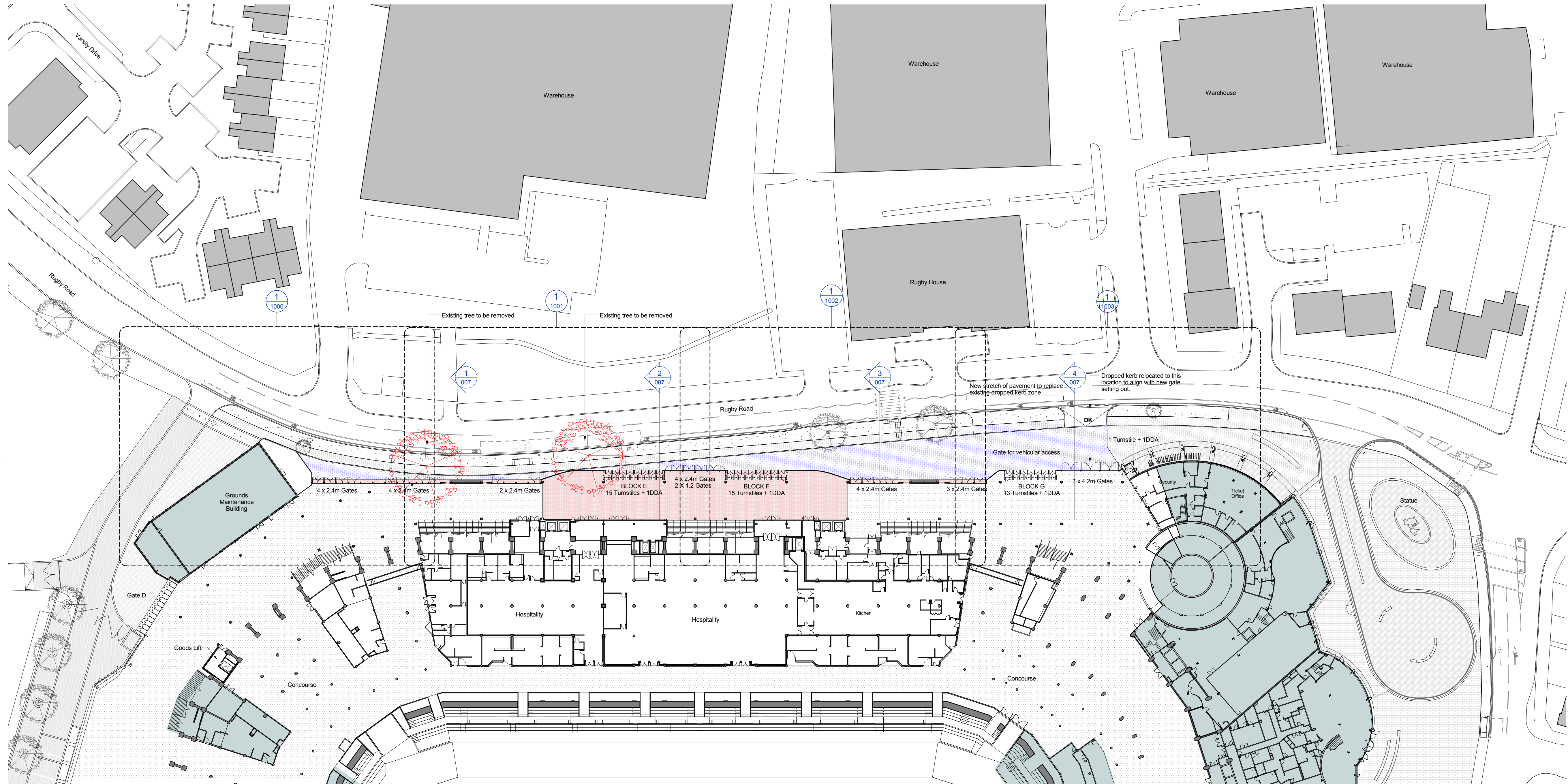
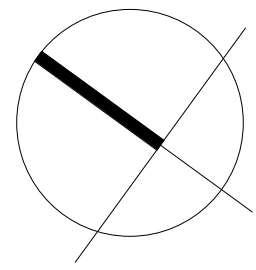


Revisions			
P01	28.08.16	PLANNING ISSUE	AE PY
P02	23.08.16	PLANNING	ML PY



NOTES

To be read in conjunction with the following drawing series: 010,020,030,110,120,200,300.
 Please refer to drawing 007 for landscape sections.
 These hatches are for reference only.

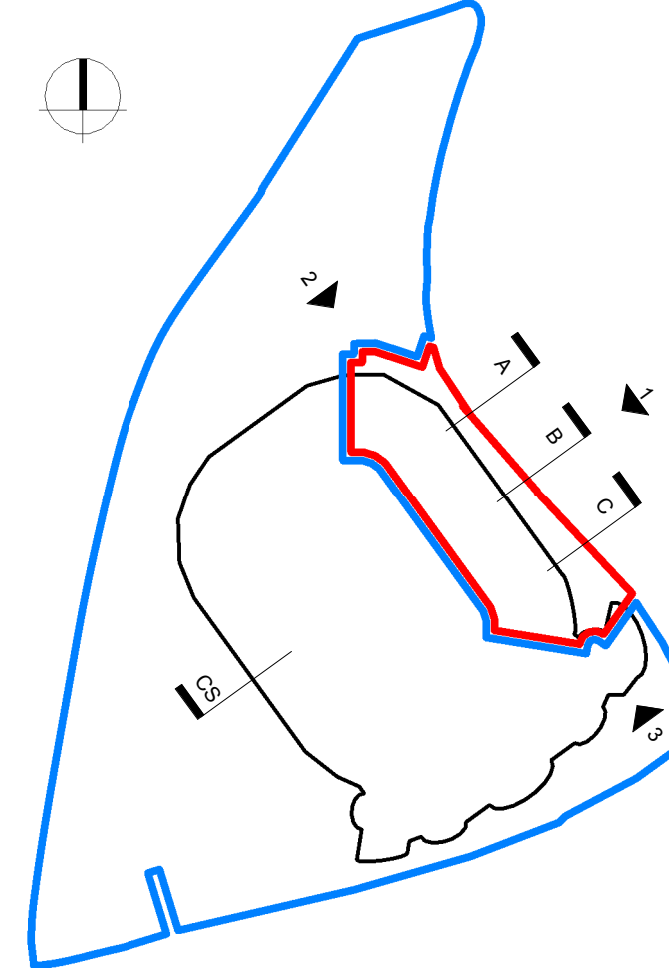
KEY

- Existing fence & turnstile line
- Tarmac
- ▨ Existing concrete block paving (see image 1 drawing 006)
- ▩ Proposed concrete block paving to match existing at south stand
- ▧ Proposed small concrete block paving (similar to south stand, see image 2 drawing 006)
- Resin bonded aggregate with integrated uplights (similar to south stand, see image 3 drawing 006)
- ⊞ Existing tactile paving to crossing
- Existing bollards
- Proposed bollards
- Demountable bollards for vehicle access.
- Cycle Stands
- DK Dropped Kerb

KEY

- Development Boundary
- Site Ownership Boundary
- Area out of scope (The areas marked grey are those parts of the stadium, at this level, where no physical works are proposed).

KEY PLAN



TENDER


Client _____

RFU _____

Project _____

**TWICKENHAM STADIUM
 EAST STAND EXTENSION**

Drawing title
**PROPOSED EXTERNAL LANDSCAPING
 L01 PLAN**



Scale at A1
1 : 500
 File ref _____
 East Stand Extension
 Drawn by _____ Date drawn _____
 Checked by _____ Date checked _____
 PY 10.06.16

Project number 15735 Drawing number 006 Revision P02




IMAGE 1 - EXISTING CONCRETE BLOCK PAVING AT SOUTH STAND




IMAGE 2 - EXISTING SMALL CONCRETE BLOCK PAVING AT SOUTH STAND




IMAGE 3 - EXISTING RESIN BONDED AGGREGATE AT SOUTH STAND

