
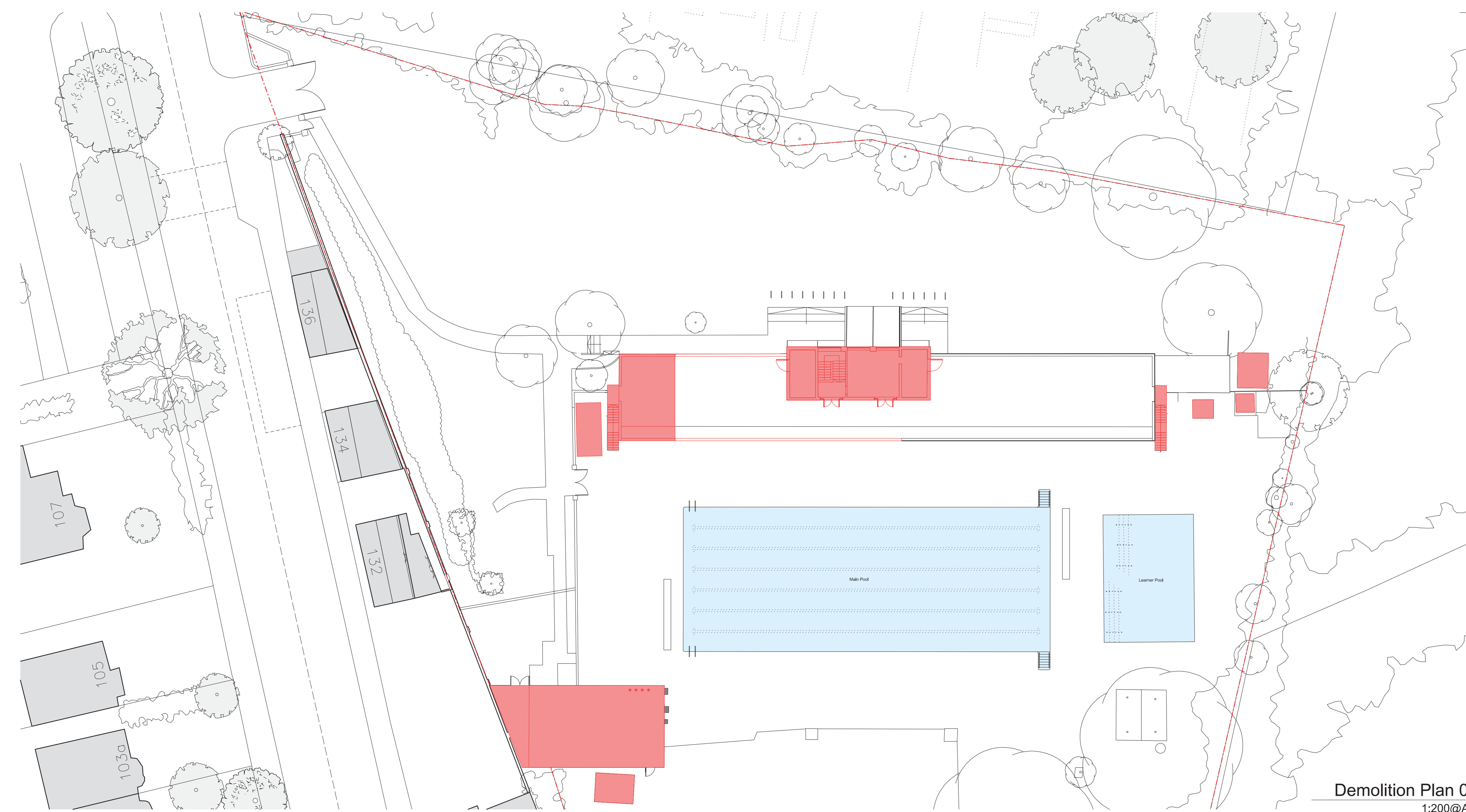


North Elevation



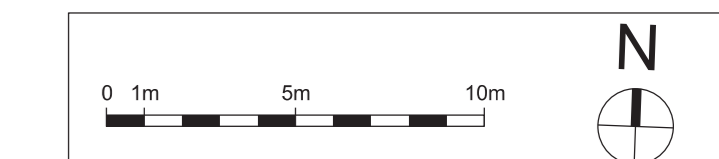
South Elevation



Car Park - Looking toward entrance



East end of existing building



Demolition Legend
 - - - Project site boundary
 ■ Demolition

| Revision | Date | Description |
|----------|------------|-------------|
| P1 | 25/08/2016 | Planning |

© copyright Wimshurst Pelleriti, all rights reserved 2016

Do not scale-off this drawing. Wimshurst Pelleriti take no responsibility for any dimensions obtained by measuring or scaling from this drawing and no reliance may be placed on such dimensions, if no dimension is given, it is the responsibility of the recipient to ascertain the dimension specifically from the Architect or by site measurement.

The sizing of all structural and service elements must always be checked against the relevant engineers drawings. No reliance should be placed upon sizing information shown on this drawing.

| | |
|---|---------------|
| Project | |
| J0360 - Hampton Pools | |
| Drawing title | |
| Demolition Drawings | |
| Ground Floor Plan | |
| First Floor Plan | |
| Drawing number | Revision |
| WP-0360-PL-0081-P-X | P1 |
| Scale @ A0 | Revision date |
| 1:200 | 25 Aug 2016 |
| Drawing purpose | |
| PLANNING | |
| WIMSHURST PELLERITI | |
| The Mews, 6 Poney Common, SW15 1HL | |
| 0208 780 2208 info@wp.co.uk wimshurst-pelleriti.com | |

