

















KEY

-  EVERGREEN HEDGE
-  SHRUB/PERENNIAL MIX PLANTING
-  GROUNDCOVERS
-  LAWN

-  ACER CAMPESTRE
ref. to planting schedule
-  PRUNUS SERRULA
ref. to planting schedule
-  RHUS TYPHINA
ref. to planting schedule

-  GRANITE SLABS
-  GRANITE SETTS
-  GRANITE SLABS
-  COMPOSITE
TIMBER DECKING

-  FENCE
-  FURNITURE
-  BENCH
-  LITTER BIN
-  SHEFFIELD BIKE STAND

NOTE:

1. Do not scale from this drawing.
2. All setting out, levels and dimensions to be agreed on site.
3. The dimensions of all materials must be checked on site before being laid out.
4. This drawing must be read with the relevant specification clauses and detail drawings
5. Order of construction and setting out to be agreed on site.
6. This drawing is copyright protected and may not be reproduced in whole or part without written authority.
7. All Dimensions are in millimetres unless otherwise stated.

Bradley-Hole Schoenaich
Landscape Architects

Greystone House
Sudbrook Lane
Richmond TW10 7AT
+44 (0)20 8939 1749
info@bhsla.co.uk

Project	Hampton Hill
Client	GreatPlanet LTD
Drng title	MASTERPLAN
Drng nr	561.D.01
Scale	1:200 @ A3
Status	PLANNING
Drawn	TS
Checked	VG

REV	DATE	DESCRIPTION	CKD
-	26.09.16	First issue	VG
A	17.10.16	Updated plan	VG
B	24.10.16	Updated plan	VG
C	08.11.16	Revised boundary	VG