




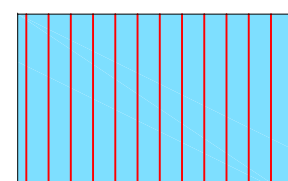


Key

Refer to hardworks plan 6377-LD-PLN-201 for paving courses and block dimensions.
To also be read in conjunction with edges plan 6377-LD-PLN-202, and the landscape specification.

-  College Phasing Boundary
-  Impermeable bitmac within School boundary/ extent of works, with porous bitmac used for School parking bays.
-  Impermeable bitmac within College boundary/ extent of works - to match School's material at shared car park interface.
-  Permeable block paving in 'Balmoral' (dark grey).
-  Permeable block paving in 'Cornish' (light grey). Parking bays delineated with 'Balmoral' (dark grey) blocks.
-  Impermeable block paving in 'Cornish' (light grey). Parking bays delineated with 'Balmoral' (dark grey) blocks.

- Notes**
- Do not scale from this drawing, use only written dimensions.
 - All dimensions are drawn in mm unless otherwise noted.
 - All dimensions must be checked on site and any discrepancies verified with landscape architect.
 - Landscape drawing only - to be read in conjunction with architect and engineers drawings.
 - All materials/items used to be as specified or alternatives to be approved by landscape architect.

Rev	Date	Issue Notes	ML	JB	EP
A	14.12.16	Planning			

LUC 43 Chalton Street
London, NW11 1JD
T: 020 7383 5764
F: 020 7383 4798
london@landuse.co.uk
www.landuse.co.uk

Project
Richmond Upon Thames College
Phase 1

Client
Atkins

Title
College & School Interface
Surface Materials

Scale
1:250 @ A1

Status
Planning

Job No.
6377

Drawing No.
LD PLN 205

Issue
A

Do not scale from this drawing
© Drawing & Design Copyright of LUC