

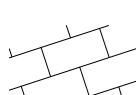
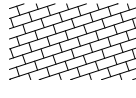


Please see Architect's drawings for building details

STABLE BLOCK

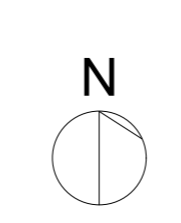
CAFE

CONCRETE STEP

SOUTHEND HOUSE & GARDEN

- KEY:**
-  Concrete pavers
  -  Existing cobbles - lifted and re-laid
  -  Asphalt
  -  Cedec - self binding gravel

**Notes:**  
 Do not scale off this drawing. Use figured dimensions only.  
 All levels are nominal. Detailed site survey to be carried out to establish tolerances.  
 Figured dimensions are in millimetres.  
 Spot heights are in metres.



+0.00 EXISTING LEVEL  
 +0.200 PROPOSED LEVEL

<b>J &amp; L GIBBONS LLP</b> LANDSCAPE ARCHITECTURE URBAN DESIGN 10 BRANKYARD LONDON N1 1ED T: 020 7238 1345		<b>Project:</b> MARBLE HILL REVIVED		<b>Drawing title:</b> Stable Cafe Hard Landscape Plan	
Date: 16_01_17	Scale: 1:100 @ A1 1:200 @ A3	Status: For planning	Drawing Number: 581_PL_S_02	Rev: B	
Drawn: VB	Checked: ND	Approved: ND			