

External: Frame

Frame Panels will feature at key points around the gardens to interpret a key view.

Each will include an illustration of people taking part in a relevant activity to the view, up to 75 words of text, and potentially a quote.

Final heights will be confirmed on site, ensuring accessibility and optimum viewing angles.



Frame:
Approx Size: see 3D drawing
Please see 3D package for fixing details



The Green House

Henrietta protected plants from the weather here but it also contained sofas to sit with friends.

The large Green House was designed in the same Palladian style as Marble Hill House probably by its architect, Roger Morris. Letters show that Henrietta enjoyed socialising here but was also a functional space where her gardeners cultivated delicate plants.

Sadly it was demolished by xxx in the early 20th century but traces remain underground.

'lay their lazy limbs upon the delightfull sofa's of the Greenhouse'

George Grenville to Henrietta, 4th Sept 1742

Frame:
OPTION 02 text and quote from letter
Approx Size: 690 x 590
Text Panel: 440 x 180

PLEASE NOTE:
images shown are placeholders only and will be commissioned new illustrations
NOT historic images

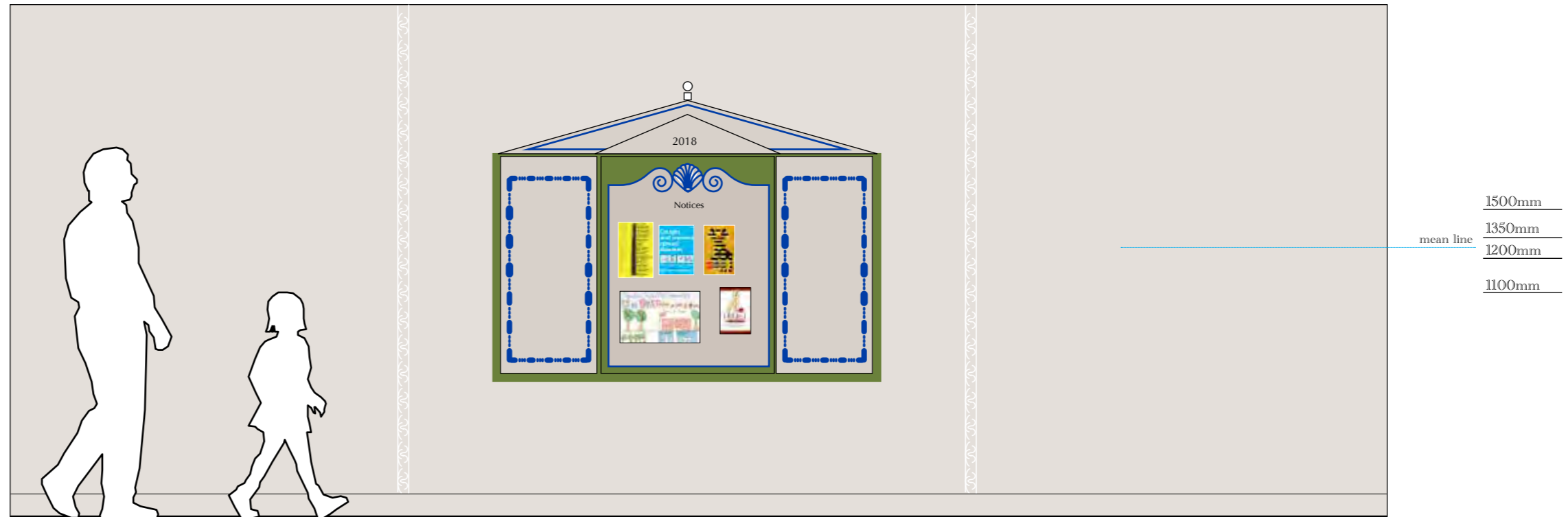
Interior: Sports Hall

There will be a board inside the Sports Hall to host information on the Resonance Project, and introduce the story of Henrietta at Marble Hill.

The central part will be available for community notices on Sports and local events.

Approx size:

1875mm x 1125mm



The proportions could reflect those of Marble Hill, with decorative edging echoing the patterns of the ceramics and frames found at the house.

A resonance project could be invited to contribute to the design.

Interior: Timeline

The timeline illustrations will continue from the Intro Room into the first corridor, leading visitors through to the main part of the house, and to give an evocative feel of Henrietta's life.

We propose three to five events here from Henrietta's life be illustrated in up to ten words,

Please note:
Elevation and all content
(including illustrations)
are placeholders.



Graphic applied direct
to the finished wall.
Elevation is approximate.
The elevation will be illustration
only, and will not include text.



Family Trail

The family trail will be available in the Intro room and will lead visitors around both the house and park.

The trail will be family friendly in tone, with 4-6 activities for inside and out (20 words each).

The resource will support a variety of learning styles and encourage families to play together as they explore the interior and exterior.

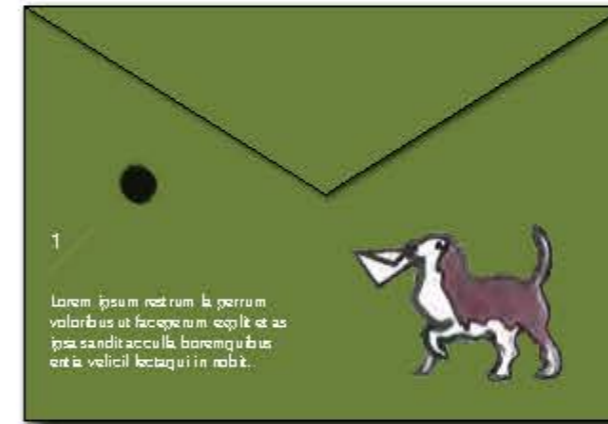
Activities will be tested with local families prior to finalising the content and artwork.

PLEASE NOTE:
all illustrations and text are placeholders
EH & HLF branding will be included.

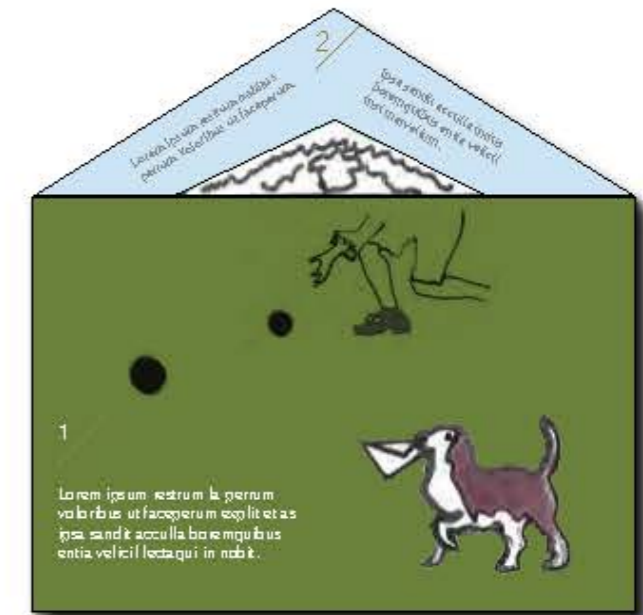
Preferred design option subject to detail design and budget.




Step 1: Pick up the Family Trail "Envelope House"
(Front shown here at 50%)



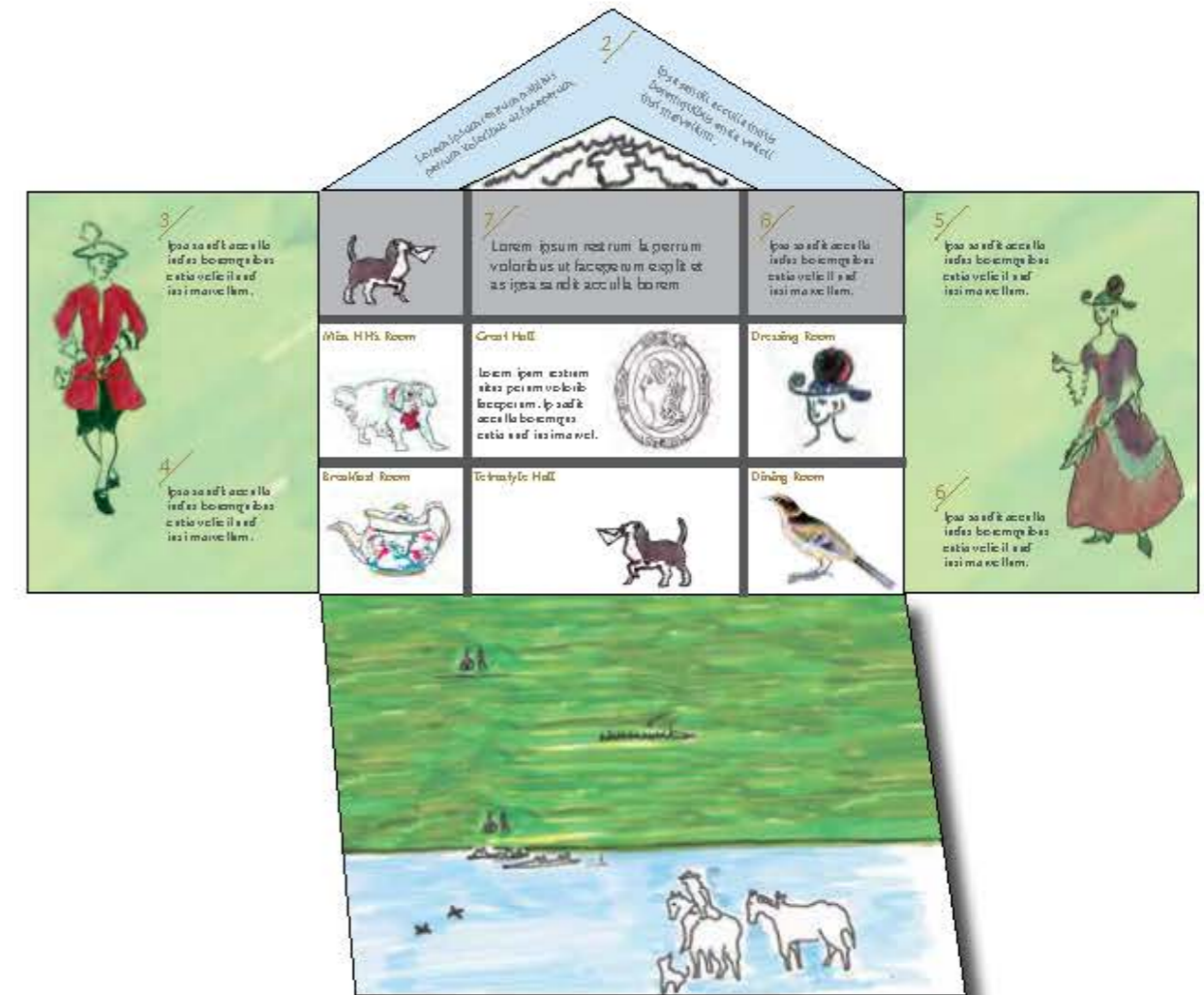
Step 2: Turnover to the back for activity one



Step 3: Open first flap to reveal second activity



Step 4: Open out to reveal a map of garden activities



Step 5: Open "House" for more activities and map of key rooms

Family Trail

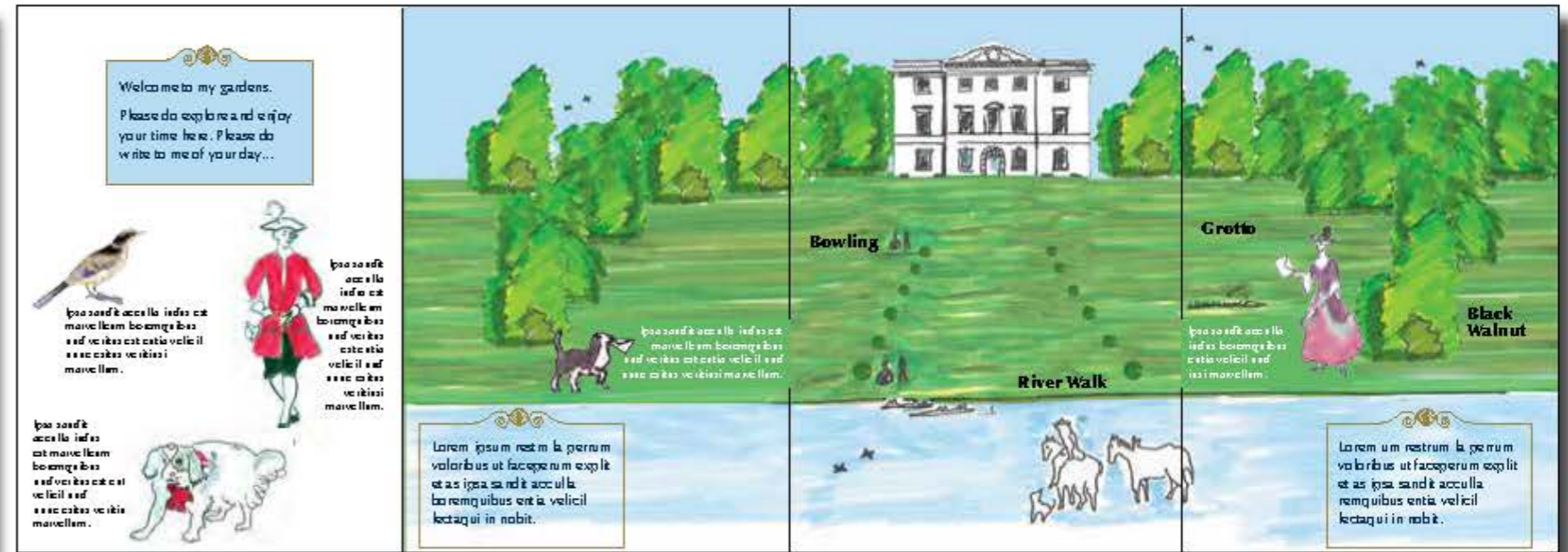

The family trail will be available in the Intro room and will lead visitors around both the house and park.

The trail will be family friendly in tone, with 4-6 activities for inside and out (20 words each).

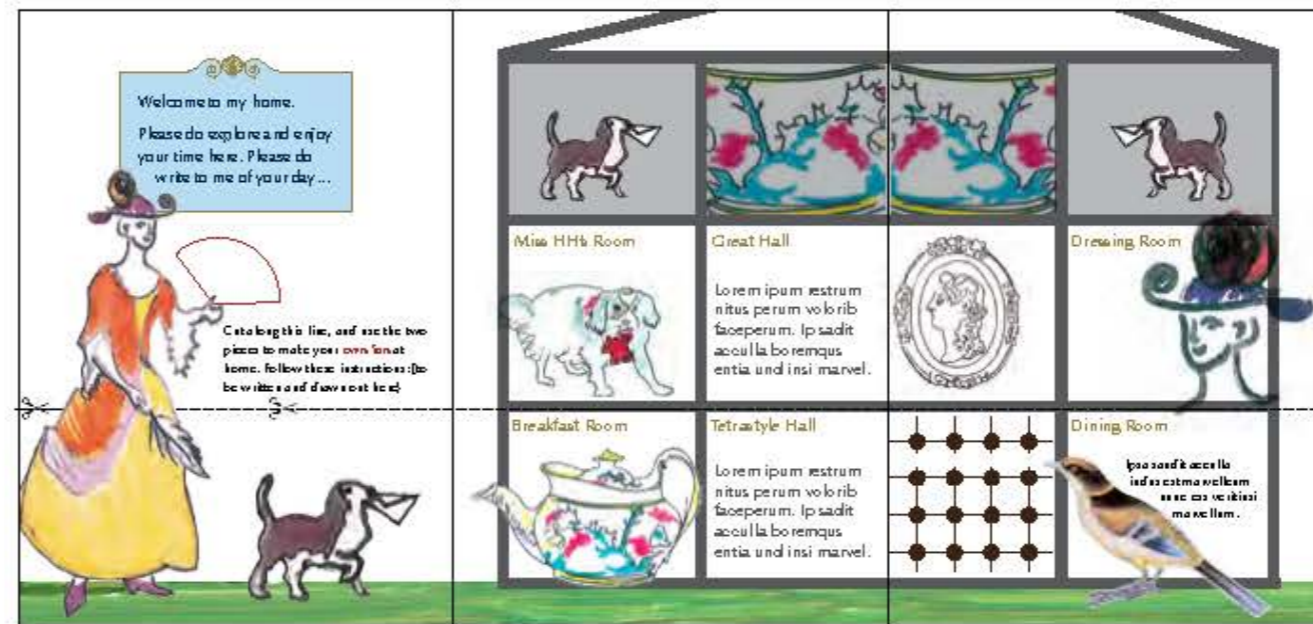
The resource will support a variety of learning styles and encourage families to play together as they explore the interior and exterior.

Activities will be tested with local families prior to finalising the content and artwork.

PLEASE NOTE:
all illustrations and text are placeholders
EH & HLF branding will be included



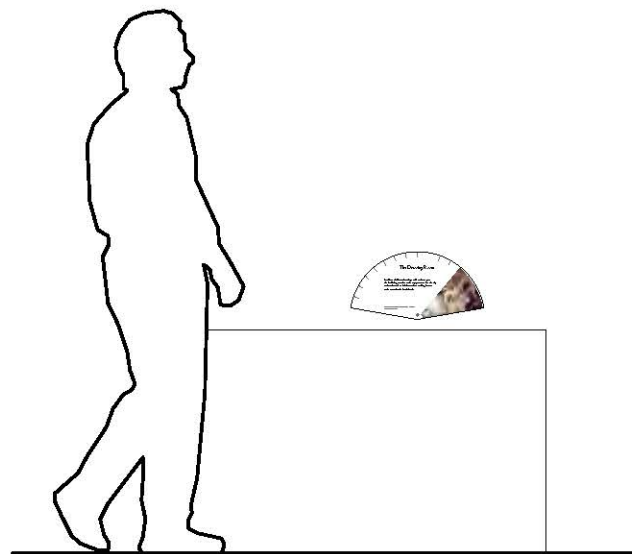
Side one: Marble Hill park
A brightly coloured illustrative full 3d map of the park will be commissioned, within which visitors will discover a trail of activities.



Side two: Marble Hill house
An brightly coloured illustrative map of the house will be commissioned, within which visitors will discover a trail of activities. And cut out a fan at home.

Interior: Room introduction fan

Each room will feature a Fan-shaped panel detailing the use of the room during Henrietta's occupancy.



Detail from 'Marriage A-la-Mode', Hogarth
© National Gallery

Room introduction fan:
Size: 440 x 220mm
(shown above at 50%, above left at 1:25)

The substrate will be robust,
and with a wipeable surface for longevity


Please see 3D drawings
for fixing detail.

Interior: Room Book

Each room will feature up to 6 copies of a booklet that discusses a Theme, and gives the labels for the collection.

The last page of the booklet offers an opportunity to lead the visitor to another aspect in the room.


Size:
 Inside pages: 130mm x 205mm
 Printed on Tyvek or 200gsm paper
 Cover: 140 x 212mm
 With coloured bookcloth, or printed cloth



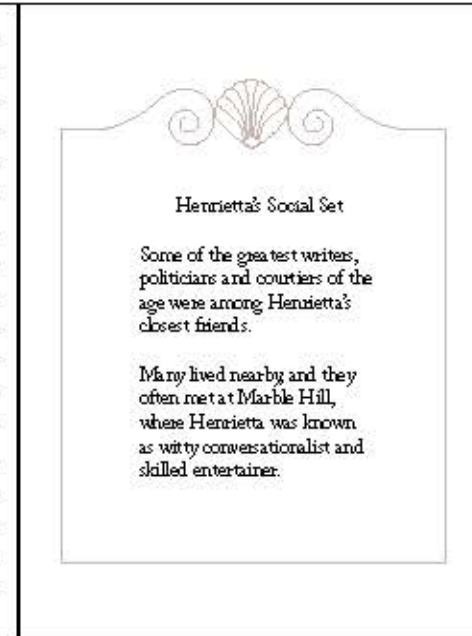
Cover: responding to wallpaper in the room.



The cover should respond to the wallpaper or paint of each room, and would ideally be tactile.



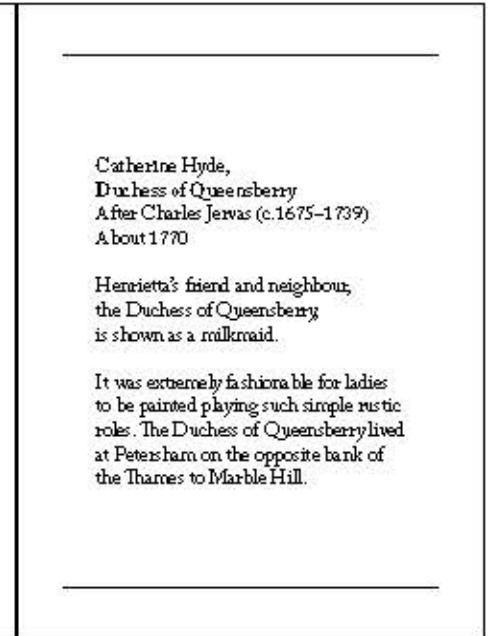
Flypaper (optional)



Thematic Text (or Label of Care)



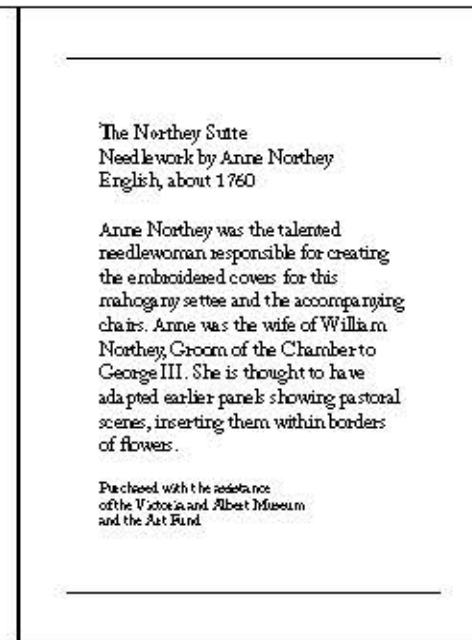
Object label 01 / image



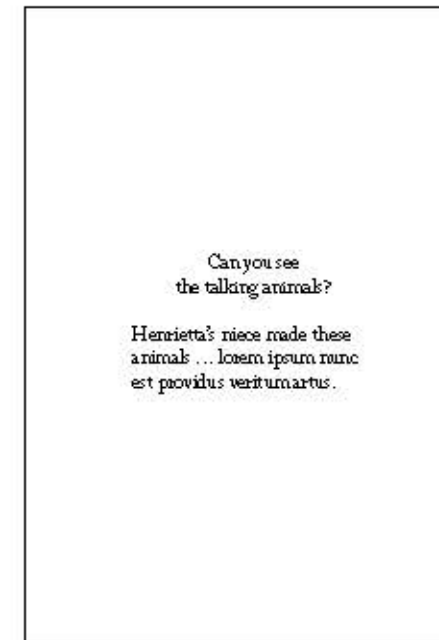
Object label 01




Object label 02 / image



Object label 02
 Each object would have its own spread; pages being added as needed.



The final page could be thematic again and lead the visitor to something else in the room



Flypaper (optional)

Production Costs

| | Park | House |
|---|-----------------|--------------|
| Setworks | £18,455 | £36,250 |
| Graphics | £14,750 | £20,515 |
| Illustration | £10,000 | |
| AV | £20,300 | |
| Associated Costs | £7,300 | |
| Spares | £1,805 | |
| <hr/> | | |
| Total Production Budget | £129,375 | |
| Design Fees | £52,850 | |
| Annual Maintenance Cost Figure | £6,500 | |
| Covers AV servicing, cleaning of trying on hats etc, replacements of handling props and smells and annual reprints of the collections books and family trail. | | |