


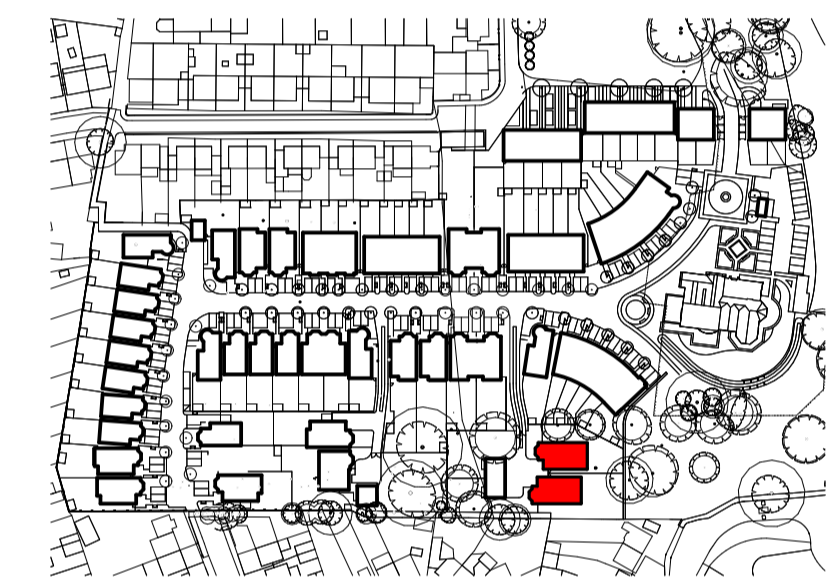
**GENERAL NOTES**  
 Drawing to be read in conjunction with engineers and other specialist drawings.  
 All dimensions are structural and must be checked on site.  
 For structural, civil and sub-surface drainage information see engineer's drawings.  
 For building services see mechanical and electrical drawings.  
 All areas are approximate.


**VENTILATION NOTES**  
 Sub-floor ventilation to provide a minimum of 500mm<sup>2</sup>/m<sup>2</sup> of floor area, or 1500mm<sup>2</sup>/m of external wall (whichever is greater).  
 Air bricks providing 6500m<sup>2</sup> of ventilation assumed in calculation.

**INCOMING SERVICES**  
 All incoming services TBC. Current assumptions provided by M+E engineer.  
 Electric — E — E — E —  
 Fibre/data — BT — BT — BT —  
 Gas — G — G — G —  
 Water — W — W — W —

**LIFETIME HOMES NOTES**  
 All units to be compliant with the Lifetime Homes Criteria  
 Bathroom activity areas   
 LT - Level threshold  
**SETTING OUT NOTES FOR TYPE F1**  
 Refer to the following drawings for the general site location:  
 4721 4 040  
 4721 4 041  
 Refer to the following drawing for the building setting out:  
 4721 4 052

**HOUSE NUMBERS - TYPE F1**  
 H64 & H65 (handed)  
 2 Units total



**SCALE 1:50**  


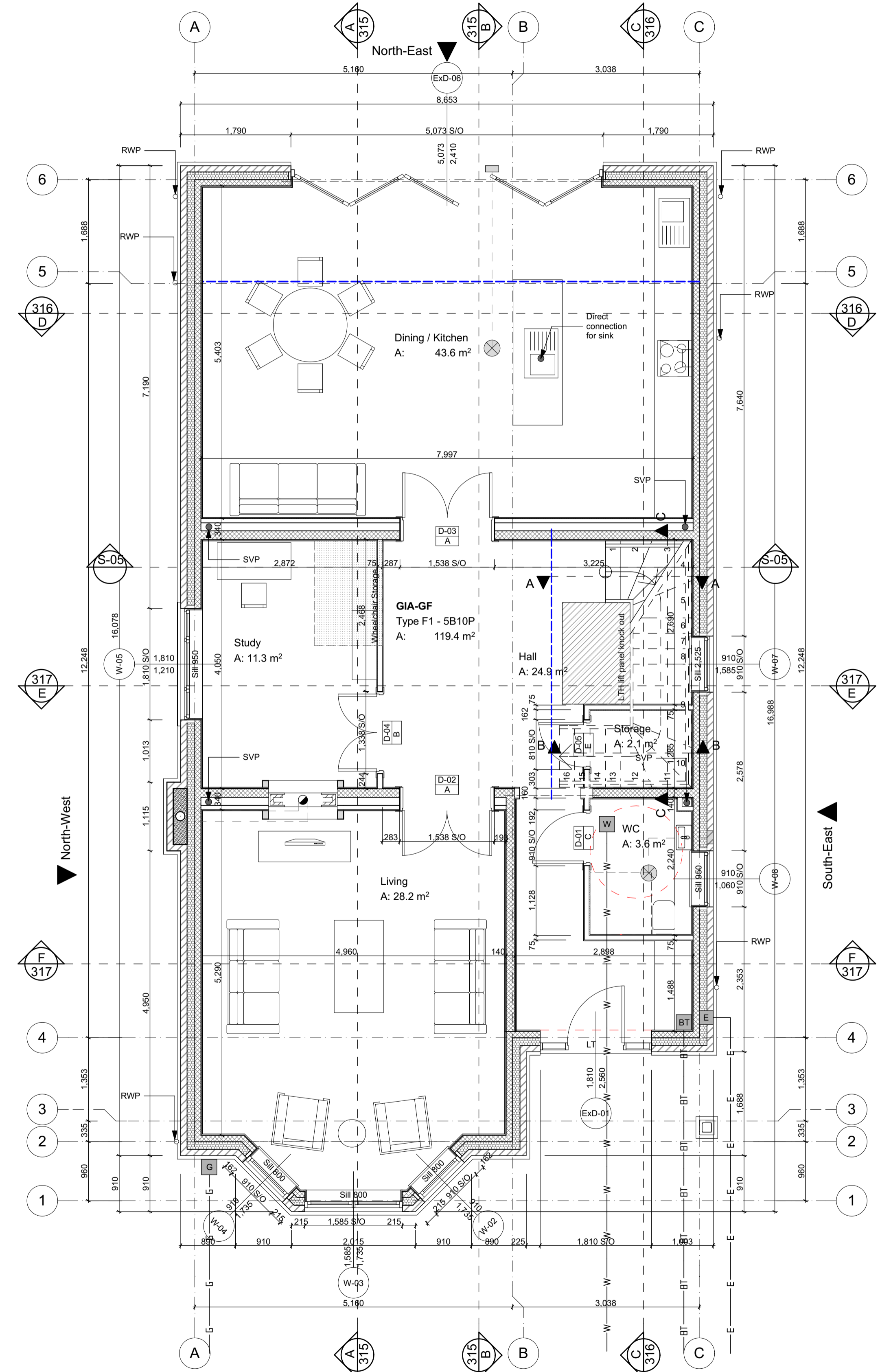
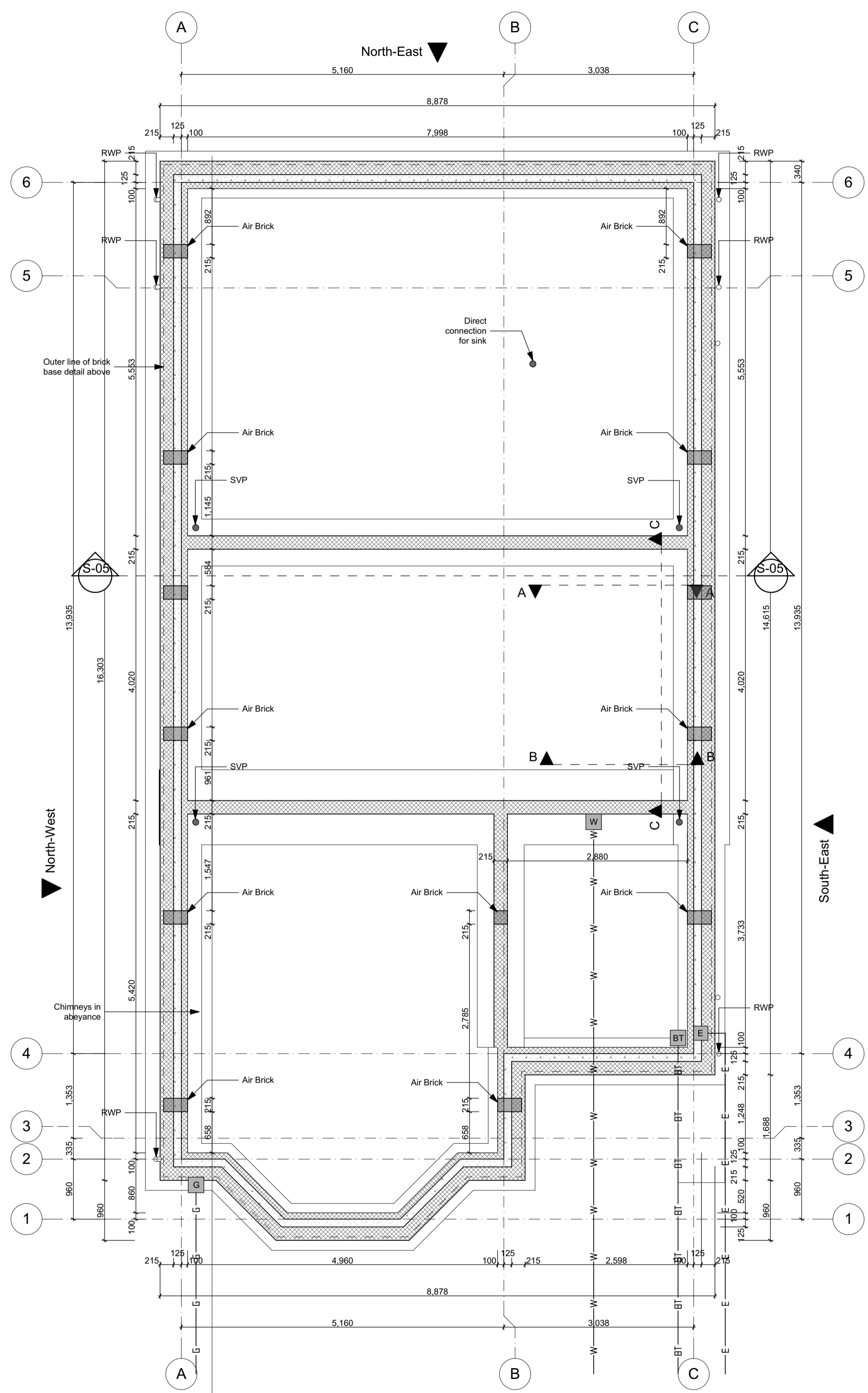
CONSTRUCTION			
Rev	Description	Issued	Chk
C1	Construction issue	18/04/2017	MBe NL
Rev	Description	Issued	Dwn
Client			

**Berkeley Homes West London**  
 Project  
**Latchmere House**  
 Church Road, Richmond TW10 5HH  
 and  
 Latchmere Lane, Kingston KT2 5NX

Drawing  
**House Type F1 Substructure and GF GA Plans (wheelchair)**

Scale 1:50 @ A1 Date Apr '17 Drawn MBe Checked NL

**Brookes Architects**  
 Upstairs at The Grange, Bank Lane,  
 London SW15 5JT  
 T 020 8487 1223  
 F 020 8876 4172  
 E info@brookesarchitects.co.uk  
 www.brookesarchitects.co.uk



Drawing No.	4721	4	308	Rev No.	C1
-------------	------	---	-----	---------	----