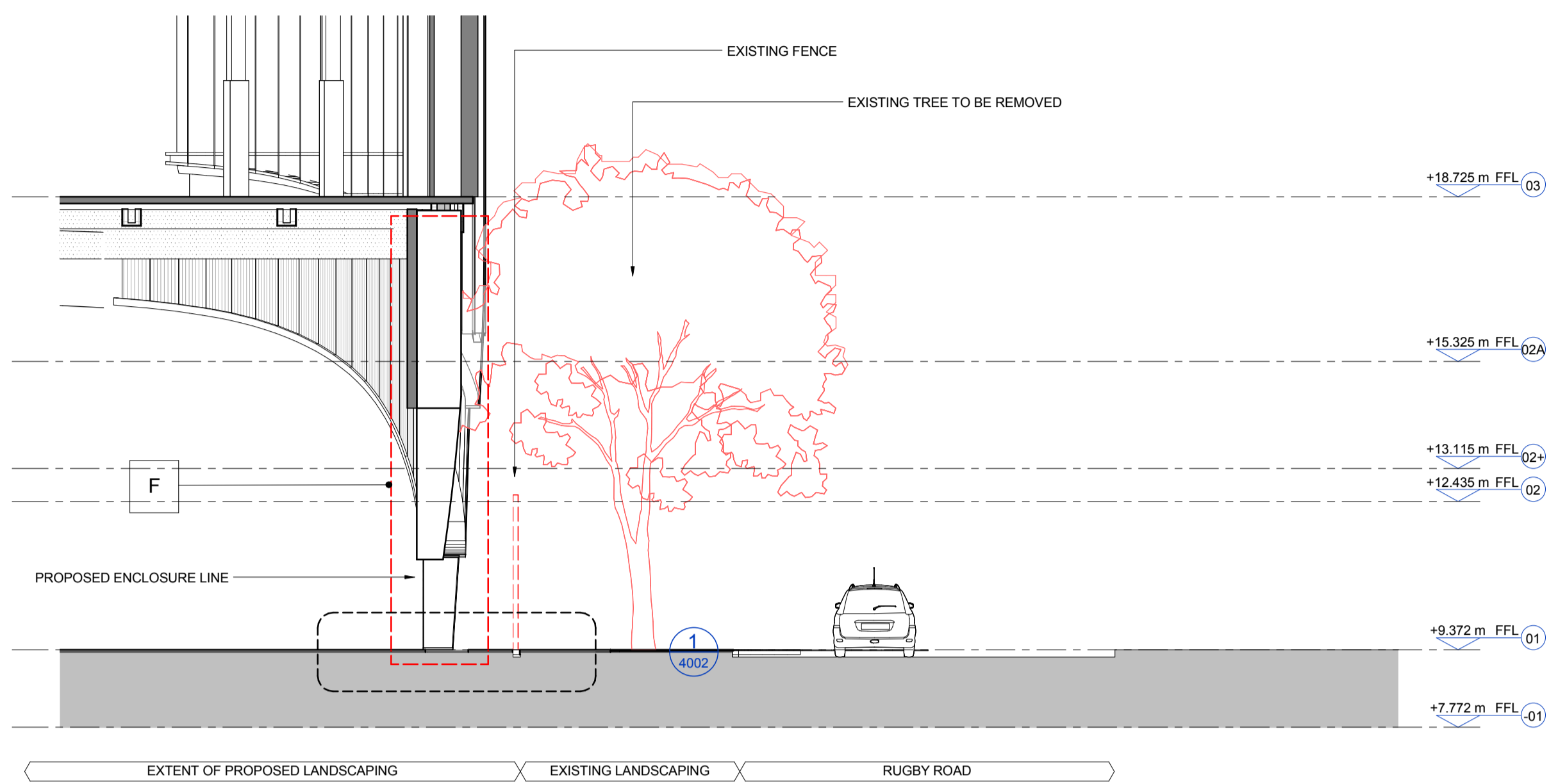


Revisions			
P01	28.06.16	PLANNING ISSUE	AE PY
P02	27.04.17	PLANNING ISSUE	ML LP

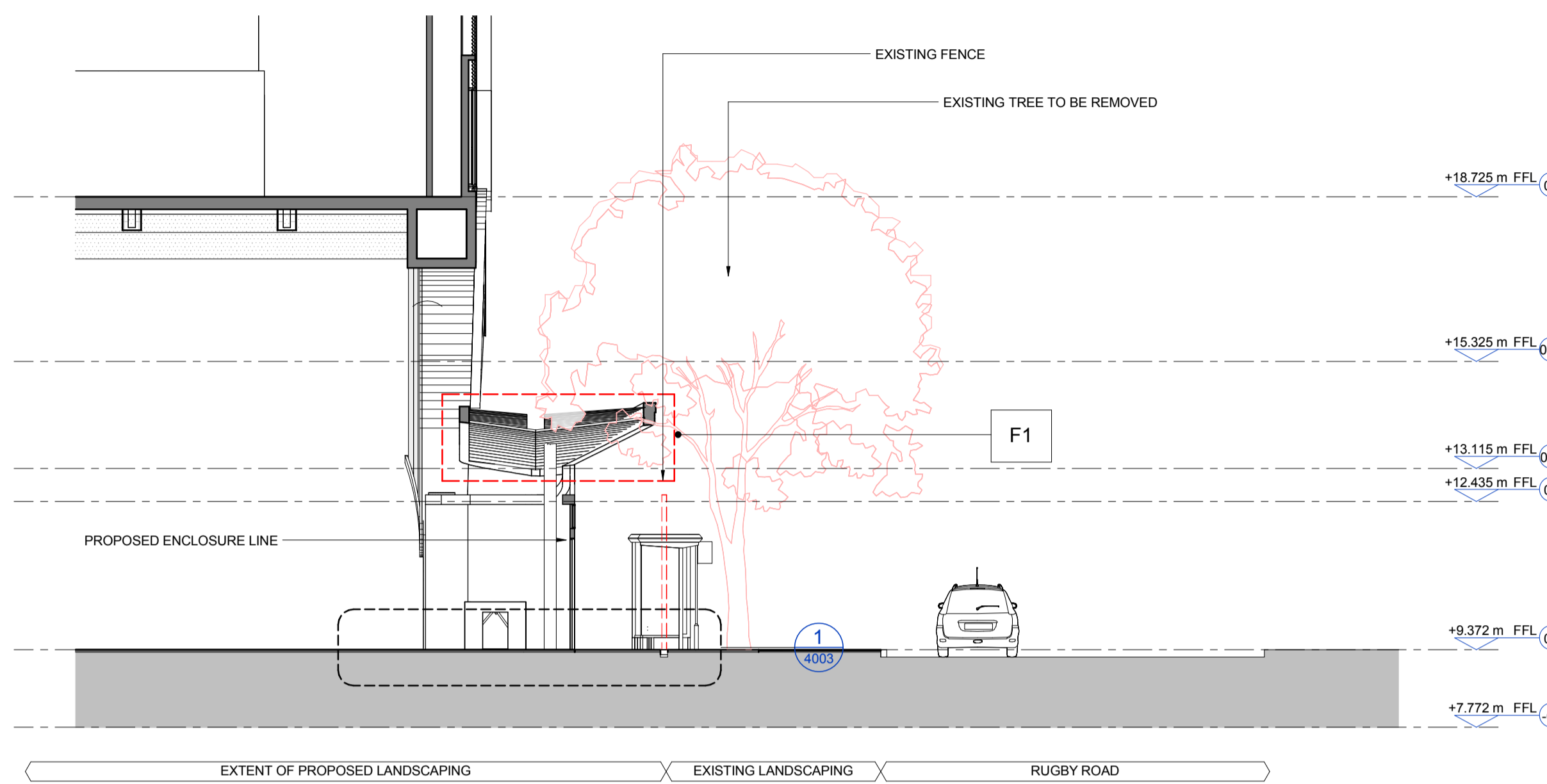
**Revision Notes**

**PLANNING AMENDMENTS**

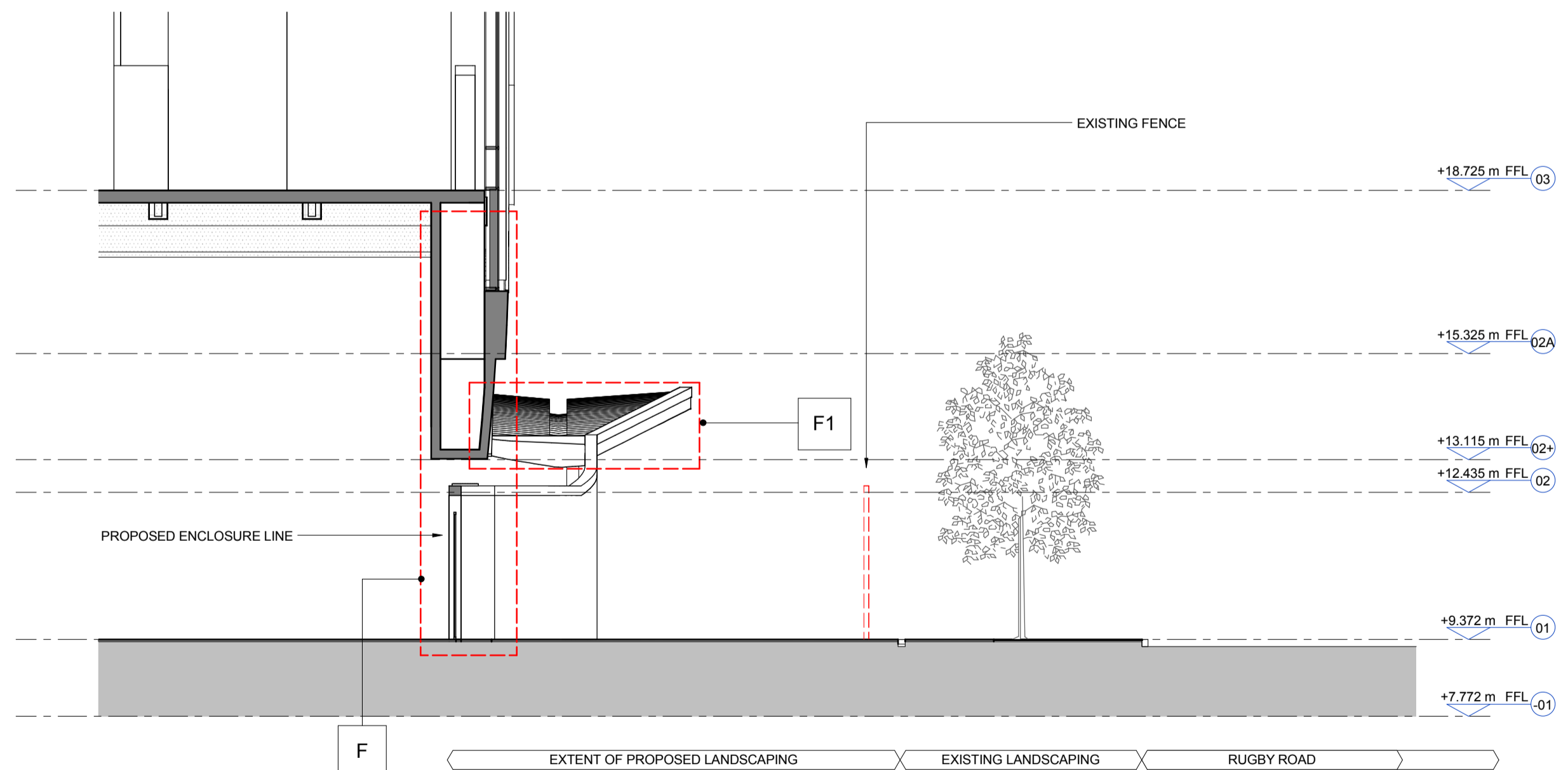
- A GENERAL AMENDMENTS TO THE SOUTH END.
- A1 INCREASED SHINGLES CLADDING AREA AND CURTAIN WALL REDUCED ACCORDINGLY.
- A2 REDUCED MASSING AND REVISED INTERFACE WITH THE SOUTH STAND.
- B PPC LOUVRES LOCATED TO THE BOWL SIDE HAVE BEEN OMITTED.
- C CURTAIN WALL SETTING OUT REVISED GENERALLY. SILICONE JOINTS TO TRANSOMS AND MULLION REPLACED WITH CAPPED SYSTEM. LEVEL 04 PPC LOUVRES SETTING OUT & HEIGHT REVISED. MONORAIL FOR ABSEILING REMOVED.
- D GENERAL AMENDMENTS TO THE CENTRAL ELEVATION CANOPY AT LEVEL 5A REVISED GENERALLY AND STANDING SEAM REPLACED WITH SINGLE PLY MEMBRANE. SUPPORT COLUMNS TO ROOF CANOPY REVISED. SQUARE FASCIA TO ROOF EDGE.
- D1 LEVEL 5A GLAZED SCREEN EXTENDED IN HEIGHT AND PPC LOUVRES INCLUDED AT LOW LEVEL.
- D2 INCREASED SHINGLES CLADDING AREA AND CURTAIN WALL AREA REDUCED ACCORDINGLY. FOUR VERTICAL FINES REMOVED.
- D3 PORCELAIN PANELS WITH SLOTTED HOLES FOR VENTILATION REPLACED WITH PPC LOUVRES. EXPRESSED HORIZONTAL PATTERN TO PORCELAIN PANELS OMITTED.
- E GENERAL AMENDMENTS TO THE NORTH END
- E1 PORCELAIN CLADDING REPLACED WITH PPC ALUMINIUM CLADDING.
- E2 GREEN WALL TO THE NORTH END EXTENDED AND PPC LOUVRES REMOVED.
- E3 INCREASED SHINGLES CLADDING AREA AND CURTAIN WALL REDUCED ACCORDINGLY.
- F FENCELINE, GATE AND PERIMETER COLUMNS SETTING OUT REVISED.
- F1 CANOPY TO TURNSTILES REVISED.
- G PORCELAIN PATTERN CHANGED FROM HORIZONTAL TO VERTICAL.
- H PORCELAIN PANELS TO THE SOFFIT OF THE ARCH REPLACED WITH PPC ALUMINIUM PANELS. PORCELAIN PANELS SETTING OUT REVISED.
- K ROOF TO LEVEL 5A (NORTH END) EXTENDED.
- L GLAZED SPANDREL PANELS REPLACED WITH METAL SPANDREL PANEL. PORCELAIN PANELS REPLACED WITH PPC ALUMINIUM CLADDING.
- L1 PPC LOUVRES INCLUDED FOR MECHANICAL VENTILATION.



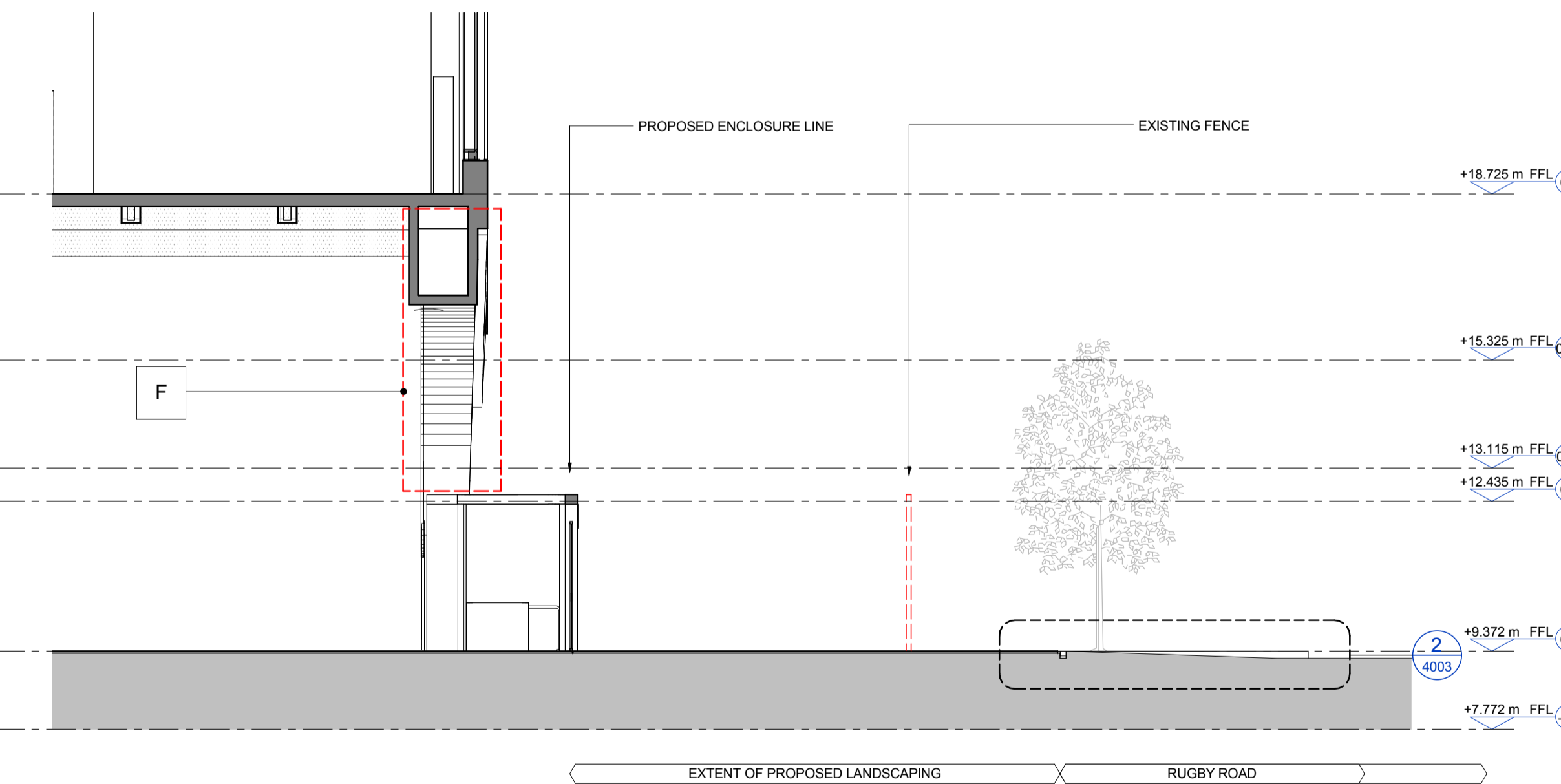
**1 SECTION**  
 LANDSCAPE SECTION 1  
 1 : 100



**2 SECTION**  
 LANDSCAPE SECTION 2  
 1 : 100



**3 SECTION**  
 LANDSCAPE SECTION 3  
 1 : 100



**4 SECTION**  
 LANDSCAPE SECTION 4  
 1 : 100

**NOTES**  
 To be read in conjunction with the following drawing series:  
 010,020,030,110,120,200,300,800.

**PLANNING**

Client  
 RFU  
 Project  
**TWICKENHAM STADIUM EAST STAND EXTENSION**

**PROPOSED LANDSCAPING SECTIONS**

**KSS** Scale at A1  
 1 : 100  
 File ref  
 East Stand Extension  
 Drawn by Date drawn

London	Sevenoaks	ML	10.06.16
1 James Street London W1U 1DR T+44(0)20 7907 2222 F+44(0)20 7907 2299	7 Blighs Walk Sevenoaks TN13 1DB T+44(0)20 7907 2222 F+44(0)1732 467 841	Checked by PY	Date checked 10.06.16

Doc ref	Project number	Drawing number	Revision
100-KSS-DR	15735	007	P02