

Revisions		
P01	28.06.16	PLANNING ISSUE
P02	23.08.16	PLANNING
P03	27.04.17	PLANNING

Revision Notes

NOTES

To be read in conjunction with the following drawing series:
 010,020,030,110,120,200,300.

Please refer to drawing 007 for landscape sections.

These hatches are for reference only.

KEY

- Existing fence & turnstile line
- Tarmac
- Existing concrete block paving (see image 1 drawing 006)
- Proposed concrete block paving to match existing at south stand
- Proposed small concrete block paving (similar to south stand, see image 2 drawing 006)
- Resin bonded aggregate with integrated uplifts (similar to south stand, see image 3 drawing 006)
- Existing tactile paving to crossing
- Existing bollards
- Proposed bollards
- Demountable bollards for vehicle access
- Cycle Stands
- Dropped Kerb

KEY

- Development Boundary
- Site Ownership Boundary
- Area out of scope (The areas marked grey are those parts of the stadium. At this level, where no physical works are proposed).

KEY PLAN

PLANNING

Client: RFU

Project: TWICKENHAM STADIUM EAST STAND EXTENSION

Drawing title: PROPOSED EXTERNAL LANDSCAPING L1 PLAN

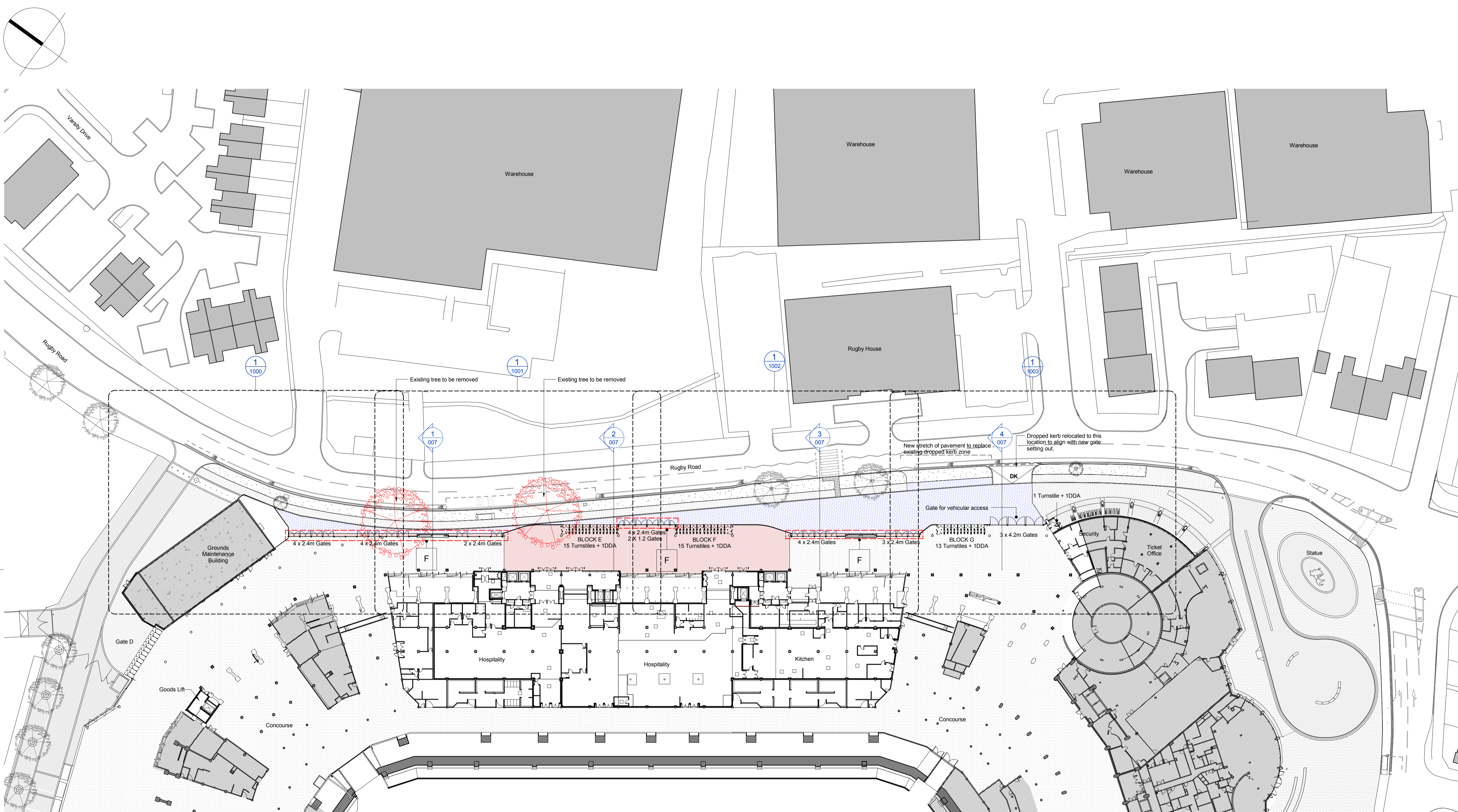
Scale: 1:100

KSS

London: 1 James Street, London W1U 1DR, T+44(0)20 7907 2222, F+44(0)20 7907 2299

Sevenoaks: 7 Blighs Walk, Sevenoaks TN13 1DB, T+44(0)20 7907 2222, F+44(0)1732 467 841

Doc ref	Project number	Drawing number	Revision
100-KSS-DR	15735	006	P03



- PLANNING AMENDMENTS**
- A GENERAL AMENDMENTS TO THE SOUTH END
 - A1 INCREASED SHINGLES CLADDING AREA AND CURTAIN WALL REDUCED ACCORDINGLY.
 - A2 REDUCED MASSING AND REVISED INTERFACE WITH THE SOUTH STAND.
 - B PPC LOUVRES LOCATED TO THE BOWL SIDE HAVE BEEN OMITTED.
 - C CURTAIN WALL SETTING OUT REVISED GENERALLY. SILICONE JOINTS TO TRANSOMS AND MULLION REPLACED WITH CAPPED SYSTEM. LEVEL 04 PPC LOUVRES SETTING OUT & HEIGHT REVISED. MONORAIL FOR ABSEILING REMOVED.
 - D GENERAL AMENDMENTS TO THE CENTRAL ELEVATION CANOPY AT LEVEL 5A REVISED GENERALLY AND STANDING SEAM REPLACED WITH SINGLE PLY MEMBRANE. SUPPORT COLUMNS TO ROOF CANOPY REVISED. SQUARE FASCIA TO ROOF EDGE.
 - D1 LEVEL 5A GLAZED SCREEN EXTENDED IN HEIGHT AND PPC LOUVRES INCLUDED AT LOW LEVEL.
 - D2 INCREASED SHINGLES CLADDING AREA AND CURTAIN WALL AREA REDUCED ACCORDINGLY. FOUR VERTICAL FINNS REMOVED.
 - D3 PORCELAIN PANELS WITH SLOTTED HOLES FOR VENTILATION REPLACED WITH PPC LOUVRES. EXPRESSED HORIZONTAL PATTERN TO PORCELAIN PANELS OMITTED.
 - E GENERAL AMENDMENTS TO THE NORTH END
 - E1 PORCELAIN CLADDING REPLACED WITH PPC ALUMINIUM CLADDING.
 - E2 GREEN WALL TO THE NORTH END EXTENDED AND PPC LOUVRES REMOVED.
 - E3 INCREASED SHINGLES CLADDING AREA AND CURTAIN WALL REDUCED ACCORDINGLY.
 - F FENCELINE, GATE AND PERIMETER COLUMNS SETTING OUT REVISED.
 - F1 CANOPY TO TURNSTILES REVISED.
 - G PORCELAIN PATTERN CHANGED FROM HORIZONTAL TO VERTICAL.
 - H PORCELAIN PANELS TO THE SOFFIT OF THE ARCH REPLACED WITH PPC ALUMINIUM PANELS. PORCELAIN PANELS SETTING OUT REVISED.
 - K ROOF TO LEVEL 5A (NORTH END) EXTENDED.
 - L GLAZED SPANDREL PANELS REPLACED WITH METAL SPANDREL PANEL. PORCELAIN PANELS REPLACED WITH PPC ALUMINIUM CLADDING.
 - L1 PPC LOUVRES INCLUDED FOR MECHANICAL VENTILATION.




IMAGE 1 - EXISTING CONCRETE BLOCK PAVING AT SOUTH STAND




IMAGE 2 - EXISTING SMALL CONCRETE BLOCK PAVING AT SOUTH STAND




IMAGE 3 - EXISTING RESIN BONDED AGGREGATE AT SOUTH STAND

