

**APPENDIX B**  
Hospice TRICS Assessment

SSS Marys

Traffic Allocation Components

MR 2023/24

SSS Marys  
St. Mary's Cottage Hospital, Upper Sunbiny Road

25/03/2023

Existing 7% staff Hospice  
Proposed 10% space Nursing Home

Total Vehicle Numbers		Duty			Weekday AM Peak			Weekday PM Peak		
		Arrivals	Departures	Total	Arrivals	Departures	Total	Arrivals	Departures	Total
Existing Development	Hospice	40	61	100	10	8	17	6	11	16
Proposed Development	Nursing Home	34	43	77	2	3	4	5	3	8
<b>Total</b>	<b>Total</b>	<b>74</b>	<b>104</b>	<b>177</b>	<b>12</b>	<b>11</b>	<b>21</b>	<b>11</b>	<b>14</b>	<b>24</b>

TRIP RATE for Land Use 05 - HEALTH/H - HOSPICE

Calculation Factor: 1 EMPLOY

Existing: 21 staff

Time Range	ARRIVALS		DEPARTURES		TOTALS	
	Trip Rate	Existing Trips	Trip Rate	Existing Trips	Trip Rate	Existing Trips
00:00-01:00	0	0	0	0	0	0
01:00-02:00	0	0	0	0	0	0
02:00-03:00	0	0	0	0	0	0
03:00-04:00	0	0	0	0	0	0
04:00-05:00	0	0	0	0	0	0
05:00-06:00	0	0	0	0	0	0
06:00-07:00	0	0	0	0	0	0
07:00-08:00	0.12	3	0.08	1	0.18	4
08:00-09:00	0.3	6	0.1	2	0.4	8
09:00-10:00	0.31	7	0.12	3	0.43	9
10:00-11:00	0.22	5	0.18	4	0.4	8
11:00-12:00	0.18	3	0.15	3	0.31	7
12:00-13:00	0.18	3	0.18	4	0.33	7
13:00-14:00	0.22	5	0.2	4	0.42	9
14:00-15:00	0.21	4	0.26	5	0.47	10
15:00-16:00	0.16	3	0.32	7	0.48	10
16:00-17:00	0.13	3	0.26	5	0.39	8
17:00-18:00	0.09	2	0.17	4	0.26	5
18:00-19:00	0.08	2	0.09	2	0.17	4
19:00-20:00	0.11	2	0.15	3	0.26	5
20:00-21:00	0.09	2	0.19	4	0.28	6
21:00-22:00	0	0	0	0	0	0
22:00-23:00	0	0	0	0	0	0
23:00-24:00	0	0	0	0	0	0
<b>Daily Trip Rates:</b>	<b>2.35</b>	<b>49</b>	<b>2.43</b>	<b>61</b>	<b>4.78</b>	<b>100</b>

Hospice

Existing

21 staff

WEEKDAY AM  
08:00 to 09:00

ARR	DEP
0.53	0.29
0.46	0.23
0.30	0.21
0.27	0.07
0.25	0.05
0.38	0.17
8	4

Average  
Existing Trips

85th Percentile  
Existing Trips

0.48	0.25
10	5

WEEKDAY PM  
17:00 to 18:00

ARR	DEP
0.33	0.63
0.09	0.47
0.09	0.13
0.04	0.11
0.00	0.10
0.11	0.29
2	8

0.19	0.53
4	11

**TRIP RATE CALCULATION SELECTION PARAMETERS:**

Land Use : 05 - HEALTH

Category : H - HOSPICE

**VEHICLES**

Selected regions and areas:

<b>02 SOUTH EAST</b>	
KC KENT	1 days
<b>04 EAST ANGLIA</b>	
SF SUFFOLK	1 days
<b>09 NORTH</b>	
CB CUMBRIA	1 days
DH DURHAM	1 days
<b>10 WALES</b>	
WR WREXHAM	1 days

**Main parameter selection:**

Parameter: Number of Employees

Range: 17 to 100 (units: )

Date Range: 01/01/97 to 23/09/03

Selected survey days:

Monday	1 days
Tuesday	2 days
Wednesday	1 days
Friday	1 days

Selected survey types:

Manual count	5 days
Directional ATC Count	0 days

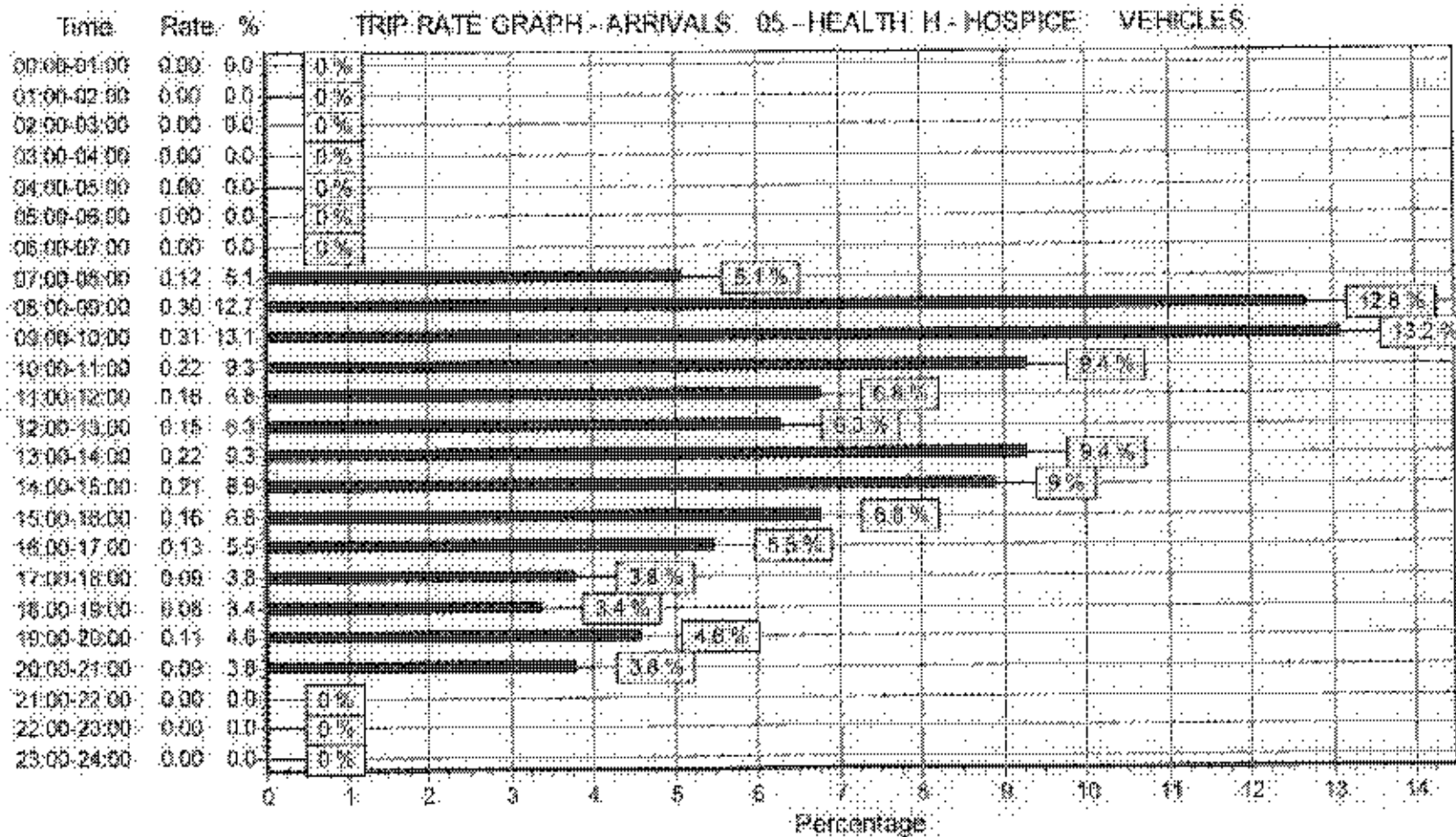
TRIP RATE for Land Use 05 - HEALTH/H - HOSPICE

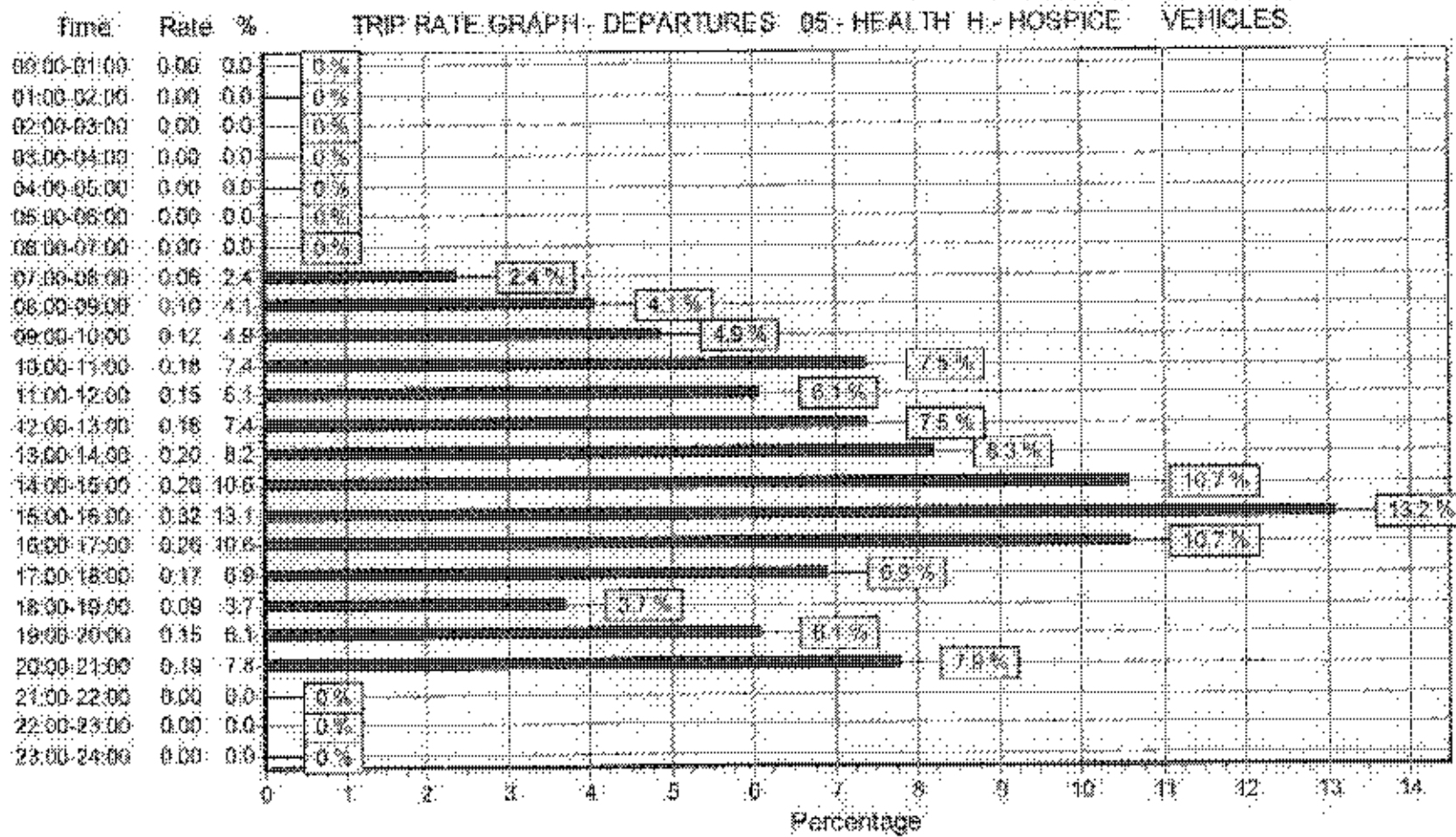
**VEHICLES****Calculation factor: 1 EMPLOY****BOLD print indicates peak (busiest) period**

Time Range	ARRIVALS			DEPARTURES			TOTALS		
	No. Days	Ave. EMPLOY	Trip Rate	No. Days	Ave. EMPLOY	Trip Rate	No. Days	Ave. EMPLOY	Trip Rate
00:00 - 01:00	0	0	0.00	0	0	0.00	0	0	0.00
01:00 - 02:00	0	0	0.00	0	0	0.00	0	0	0.00
02:00 - 03:00	0	0	0.00	0	0	0.00	0	0	0.00
03:00 - 04:00	0	0	0.00	0	0	0.00	0	0	0.00
04:00 - 05:00	0	0	0.00	0	0	0.00	0	0	0.00
05:00 - 06:00	0	0	0.00	0	0	0.00	0	0	0.00
06:00 - 07:00	0	0	0.00	0	0	0.00	0	0	0.00
07:00 - 08:00	5	60	0.12	5	60	0.06	5	60	0.18
08:00 - 09:00	5	60	0.30	5	60	0.10	5	60	0.40
09:00 - 10:00	<b>5</b>	<b>60</b>	<b>0.31</b>	5	60	0.12	5	60	0.43
10:00 - 11:00	5	60	0.22	5	60	0.18	5	60	0.40
11:00 - 12:00	5	60	0.16	5	60	0.15	5	60	0.31
12:00 - 13:00	5	60	0.15	5	60	0.18	5	60	0.33
13:00 - 14:00	5	60	0.22	5	60	0.20	5	60	0.42
14:00 - 15:00	5	60	0.21	5	60	0.26	5	60	0.47
15:00 - 16:00	5	60	0.16	<b>5</b>	<b>60</b>	<b>0.32</b>	<b>5</b>	<b>60</b>	<b>0.48</b>
16:00 - 17:00	5	60	0.13	5	60	0.26	5	60	0.39
17:00 - 18:00	5	60	0.09	5	60	0.17	5	60	0.26
18:00 - 19:00	4	70	0.08	4	70	0.09	4	70	0.17
19:00 - 20:00	2	49	0.11	2	49	0.15	2	49	0.26
20:00 - 21:00	2	49	0.09	2	49	0.19	2	49	0.28
21:00 - 22:00	0	0	0.00	0	0	0.00	0	0	0.00
22:00 - 23:00	0	0	0.00	0	0	0.00	0	0	0.00
23:00 - 24:00	0	0	0.00	0	0	0.00	0	0	0.00
Daily Trip Rates:			2.37			2.45			4.78

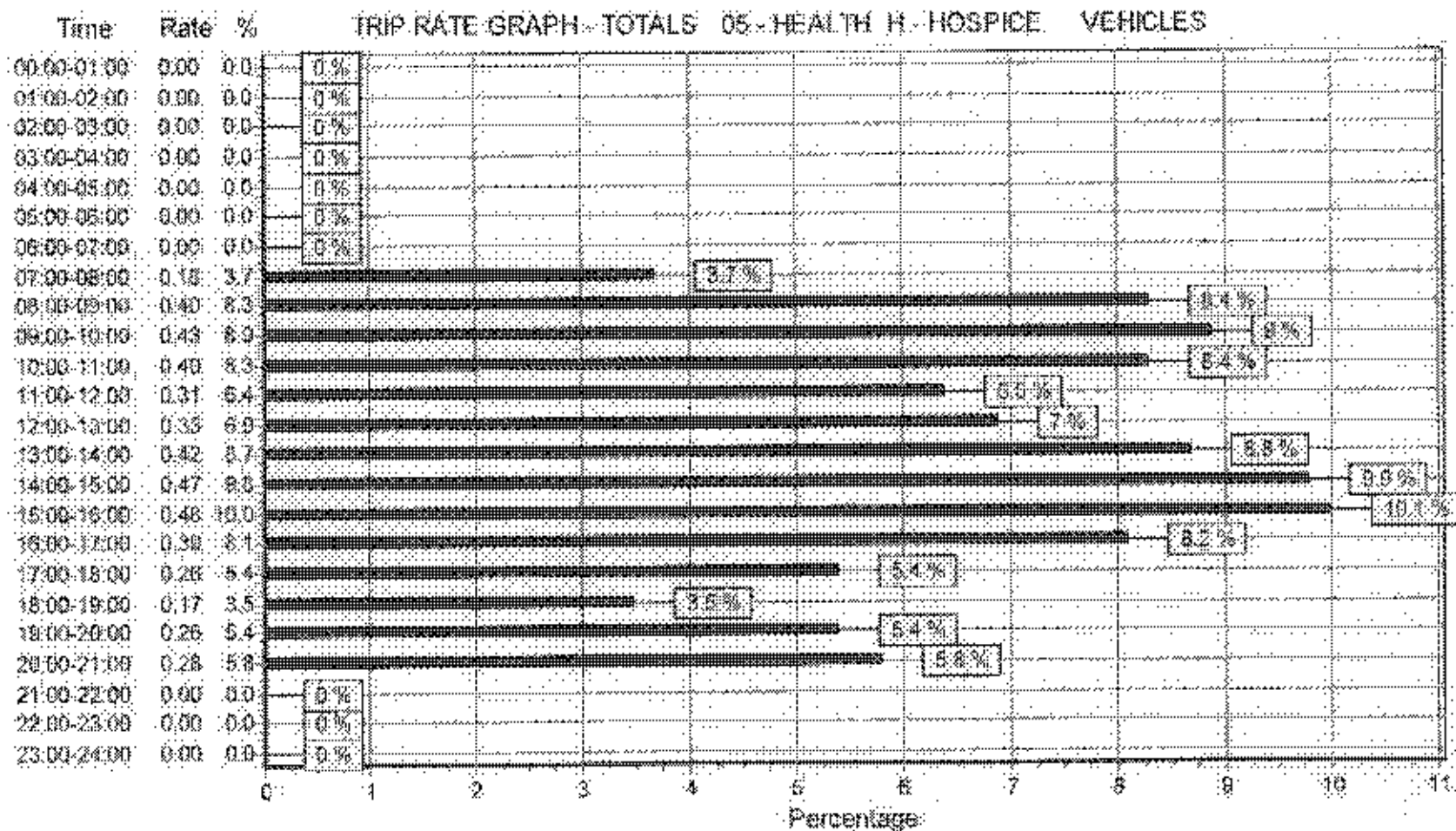
**Parameter summary**

Trip rate parameter range selected: 0 - 0 (units: )  
 Survey date range: 01/01/97 - 23/09/03  
 Number of weekdays (Monday-Friday): 5  
 Number of Saturdays: 0  
 Number of Sundays: 0  
 Optional parameters used in selection: NO  
 Surveys manually removed from selection: 0









**TRIP RATE CALCULATION SELECTION PARAMETERS:**

Land Use : 05 - HEALTH

Category : H - HOSPICE

**VEHICLES**Selected regions and areas:

<b>02</b>	<b>SOUTH EAST</b>	
	KC KENT	1 days
<b>04</b>	<b>EAST ANGLIA</b>	
	SF SUFFOLK	1 days
<b>09</b>	<b>NORTH</b>	
	CB CUMBRIA	1 days
	DH DURHAM	1 days
<b>10</b>	<b>WALES</b>	
	WR WREXHAM	1 days

**Main parameter selection:**

Parameter: Number of Employees

Range: 17 to 100 (units: )

Date Range: 01/01/97 to 23/09/03

Selected survey days:

Monday	1 days
Tuesday	2 days
Wednesday	1 days
Friday	1 days

Selected survey types:

Manual count	5 days
Directional ATC Count	0 days

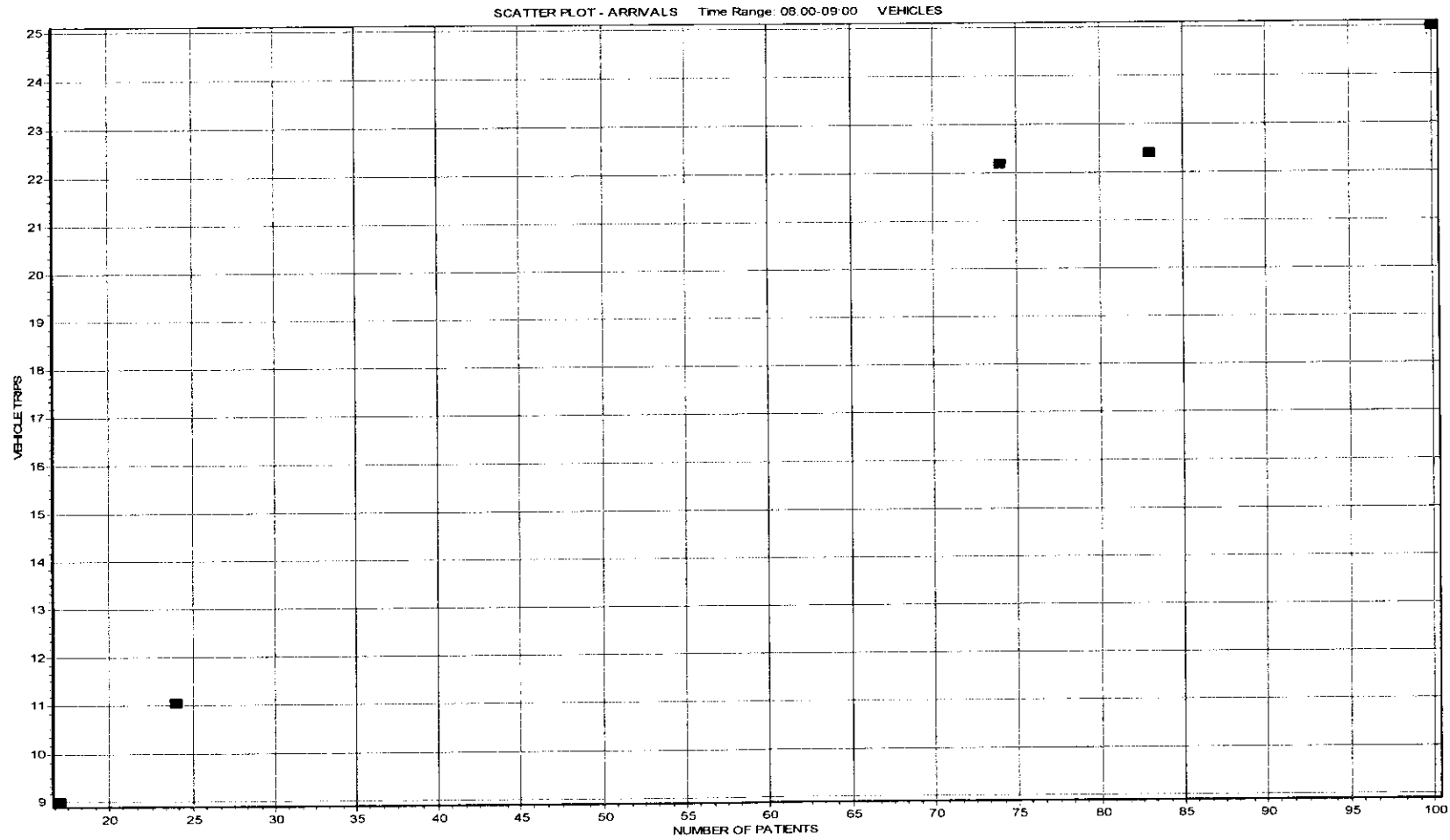
RANK ORDER for Land Use 05 - HEALTH/H - HOSPICE

**VEHICLES**

Ranking Type: **ARRIVALS** Time Range: 08:00-09:00

Under 6 Surveys Included, 15th/85th Percentile Not Highlighted

Rank	Site-Ref	Description	Area	Day	Date	Trip Rate
1	DH-05-H-01	HOSPICE, DURHAM	DURHAM	Tue	10/06/03	0.53
2	KC-05-H-01	HOSPICE, GRAVESEND	KENT	Fri	13/10/00	0.46
3	CB-05-H-01	HOSPICE, CARLISLE	CUMBRIA	Wed	26/06/02	0.30
4	WR-05-H-01	NIGHTINGALE HOUSE HOSPI	WREXHAM	Tue	23/09/03	0.27
5	SF-05-H-01	HOSPICE, IPSWICH	SUFFOLK	Mon	28/07/03	0.25



**TRIP RATE CALCULATION SELECTION PARAMETERS:**

Land Use : 05 - HEALTH

Category : H - HOSPICE

**VEHICLES**Selected regions and areas:

<b>02</b>	<b>SOUTH EAST</b>	
	KC KENT	1 days
<b>04</b>	<b>EAST ANGLIA</b>	
	SF SUFFOLK	1 days
<b>09</b>	<b>NORTH</b>	
	CB CUMBRIA	1 days
	DH DURHAM	1 days
<b>10</b>	<b>WALES</b>	
	WR WREXHAM	1 days

**Main parameter selection:**

Parameter: Number of Employees

Range: 17 to 100 (units: )

Date Range: 01/01/97 to 23/09/03

Selected survey days:

Monday	1 days
Tuesday	2 days
Wednesday	1 days
Friday	1 days

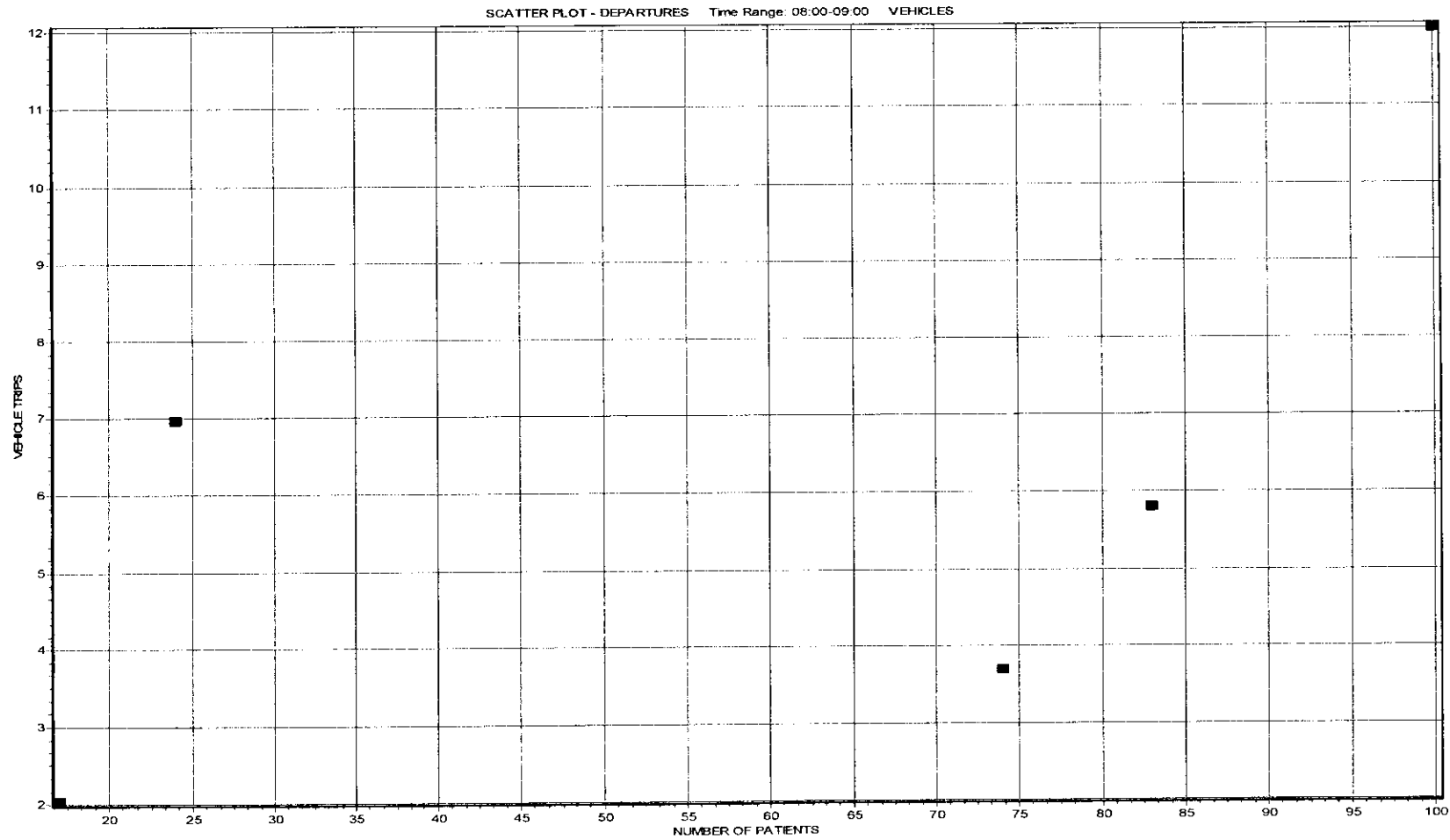
Selected survey types:

Manual count	5 days
Directional ATC Count	0 days

RANK ORDER for Land Use 05 - HEALTH/H - HOSPICE  
**VEHICLES**

Ranking Type: **DEPARTURES** Time Range: 08:00-09:00  
Under 6 Surveys Included, 15th/85th Percentile Not Highlighted

Rank	Site-Ref	Description	Area	Day	Date	Trip Rate
1	KC-05-H-01	HOSPICE, GRAVESEND	KENT	Fri	13/10/00	0.29
2	SF-05-H-01	HOSPICE, IPSWICH	SUFFOLK	Mon	28/07/03	0.12
3	DH-05-H-01	HOSPICE, DURHAM	DURHAM	Tue	10/06/03	0.12
4	WR-05-H-01	NIGHTINGALE HOUSE HOSPI	WREXHAM	Tue	23/09/03	0.07
5	CB-05-H-01	HOSPICE, CARLISLE	CUMBRIA	Wed	26/06/02	0.05



**TRIP RATE CALCULATION SELECTION PARAMETERS:**

Land Use : 05 - HEALTH  
Category : H - HOSPICE

**VEHICLES**

Selected regions and areas:

<b>02 SOUTH EAST</b>	
KC KENT	1 days
<b>04 EAST ANGLIA</b>	
SF SUFFOLK	1 days
<b>09 NORTH</b>	
CB CUMBRIA	1 days
DH DURHAM	1 days
<b>10 WALES</b>	
WR WREXHAM	1 days

**Main parameter selection:**

Parameter: Number of Employees  
Range: 17 to 100 (units: )

Date Range: 01/01/97 to 23/09/03

Selected survey days:

Monday	1 days
Tuesday	2 days
Wednesday	1 days
Friday	1 days

Selected survey types:

Manual count	5 days
Directional ATC Count	0 days



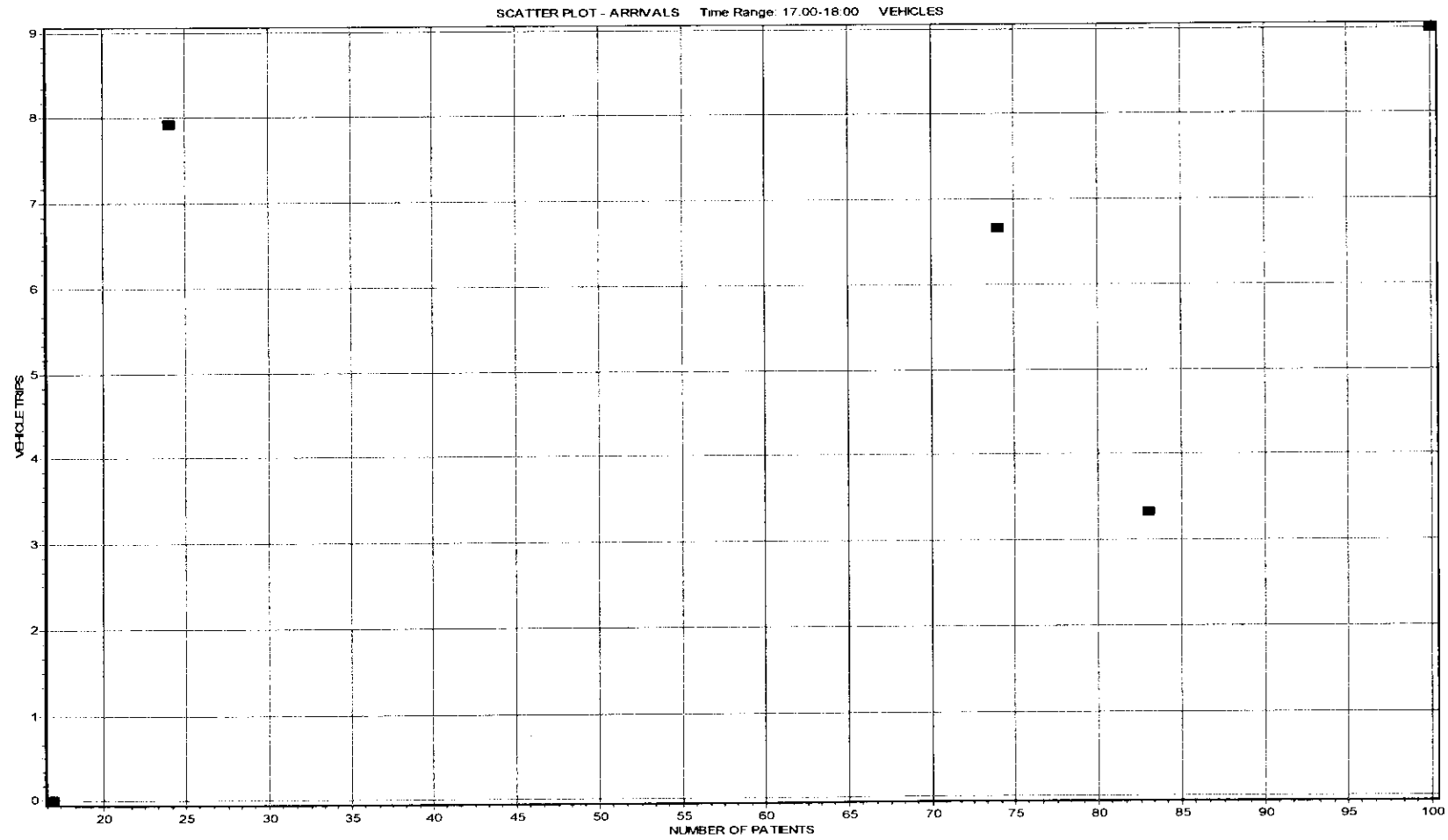
RANK ORDER for Land Use 05 - HEALTH/H - HOSPICE

**VEHICLES**

Ranking Type: **ARRIVALS** Time Range: 17:00-18:00

Under 6 Surveys Included, 15th/85th Percentile Not Highlighted

Rank	Site-Ref	Description	Area	Day	Date	Trip Rate
1	KC-05-H-01	HOSPICE, GRAVESEND	KENT	Fri	13/10/00	0.33
2	SF-05-H-01	HOSPICE, IPSWICH	SUFFOLK	Mon	28/07/03	0.09
3	CB-05-H-01	HOSPICE, CARLISLE	CUMBRIA	Wed	26/06/02	0.09
4	WR-05-H-01	NIGHTINGALE HOUSE HOSPI	WREXHAM	Tue	23/09/03	0.04
5	DH-05-H-01	HOSPICE, DURHAM	DURHAM	Tue	10/06/03	0.00



**TRIP RATE CALCULATION SELECTION PARAMETERS:**

Land Use : 05 - HEALTH

Category : H - HOSPICE

**VEHICLES**Selected regions and areas:

<b>02</b>	<b>SOUTH EAST</b>	
	KC KENT	1 days
<b>04</b>	<b>EAST ANGLIA</b>	
	SF SUFFOLK	1 days
<b>09</b>	<b>NORTH</b>	
	CB CUMBRIA	1 days
	DH DURHAM	1 days
<b>10</b>	<b>WALES</b>	
	WR WREXHAM	1 days

**Main parameter selection:**

Parameter: Number of Employees

Range: 17 to 100 (units: )

Date Range: 01/01/97 to 23/09/03

Selected survey days:

Monday	1 days
Tuesday	2 days
Wednesday	1 days
Friday	1 days

Selected survey types:

Manual count	5 days
Directional ATC Count	0 days

RANK ORDER for Land Use 05 - HEALTH/H - HOSPICE

**VEHICLES**

Ranking Type: **DEPARTURES** Time Range: 17:00-18:00

Under 6 Surveys Included, 15th/85th Percentile Not Highlighted

Rank	Site-Ref	Description	Area	Day	Date	Trip Rate
1	KC-05-H-01	HOSPICE, GRAVESEND	KENT	Fri	13/10/00	0.63
2	DH-05-H-01	HOSPICE, DURHAM	DURHAM	Tue	10/06/03	0.47
3	SF-05-H-01	HOSPICE, IPSWICH	SUFFOLK	Mon	28/07/03	0.13
4	CB-05-H-01	HOSPICE, CARLISLE	CUMBRIA	Wed	26/06/02	0.11
5	WR-05-H-01	NIGHTINGALE HOUSE HOSPI	WREXHAM	Tue	23/09/03	0.10

