

APPENDIX C
Nursing Home TRICS Assessment

TRIP RATE for Land Use 06 - HEALTHY - NURSING HOMES
 Calculation Factor: 1 PARKING SPACE

Proposed 16 spaces

Time Range	ARRIVALS		DEPARTURES		TOTALS	
	Trip Rate	Proposed Trips	Trip Rate	Proposed Trips	Trip Rate	Proposed Trips
00:00-01:00	0	0	0	0	0	0
01:00-02:00	0	0	0	0	0	0
02:00-03:00	0	0	0	0	0	0
03:00-04:00	0	0	0	0	0	0
04:00-05:00	0	0	0	0	0	0
05:00-06:00	0	0	0	0	0	0
06:00-07:00	0	0	0	0	0	0
07:00-08:00	0.4	6	0.16	3	0.56	9
08:00-09:00	0.13	2	0.16	3	0.29	5
09:00-10:00	0.22	4	0.13	2	0.35	6
10:00-11:00	0.18	3	0.16	3	0.34	6
11:00-12:00	0.21	3	0.21	3	0.42	7
12:00-13:00	0.12	2	0.19	3	0.31	5
13:00-14:00	0.20	5	0.31	5	0.5	10
14:00-15:00	0.26	4	0.29	5	0.55	9
15:00-16:00	0.16	3	0.18	3	0.34	6
16:00-17:00	0.29	5	0.48	7	0.75	12
17:00-18:00	0.1	2	0.09	1	0.19	3
18:00-19:00	0.09	1	0.02	0	0.11	2
19:00-20:00	0	0	0	0	0	0
20:00-21:00	0	0	0	0	0	0
21:00-22:00	0	0	0	0	0	0
22:00-23:00	0	0	0	0	0	0
23:00-24:00	0	0	0	0	0	0
Daily Trip Rates:	2.45	39	2.36	38	4.81	77

Nursing Home:

Proposed

16 space

WEEKDAY AM
08:00 to 09:00

ARR	DEP
0.15	0.20
0.15	0.19
0.09	0.09

WEEKDAY PM
17:00 to 18:00

ARR	DEP
0.18	0.18
0.10	0.10
0.04	0.00

Average

0.15	0.20
------	------

0.14	0.14
------	------

Existing Trips

0	0
---	---

0	0
---	---

Proposed Trips

2	3
---	---

2	2
---	---

85th Percentile

0.15	0.20
------	------

0.17	0.17
------	------

Existing Trips

0	0
---	---

0	0
---	---

Proposed Trips

2	3
---	---

3	3
---	---

TRIP RATE CALCULATION SELECTION PARAMETERS:

Land Use : 05 - HEALTH
Category : F - NURSING HOMES

VEHICLES

Selected regions and areas:

02	SOUTH EAST	
	BD BEDFORDSHIRE	1 days
09	NORTH	
	TV TEES VALLEY	1 days
	TW TYNE & WEAR	1 days

Main parameter selection:

Parameter: Parking spaces
Range: 11 to 26 (units:)

Date Range: 01/01/00 to 04/05/05

Selected survey days:

Monday	2 days
Wednesday	1 days

Selected survey types:

Manual count	3 days
Directional ATC Count	0 days

TRIP RATE for Land Use 05 - HEALTH/F - NURSING HOMES

VEHICLES

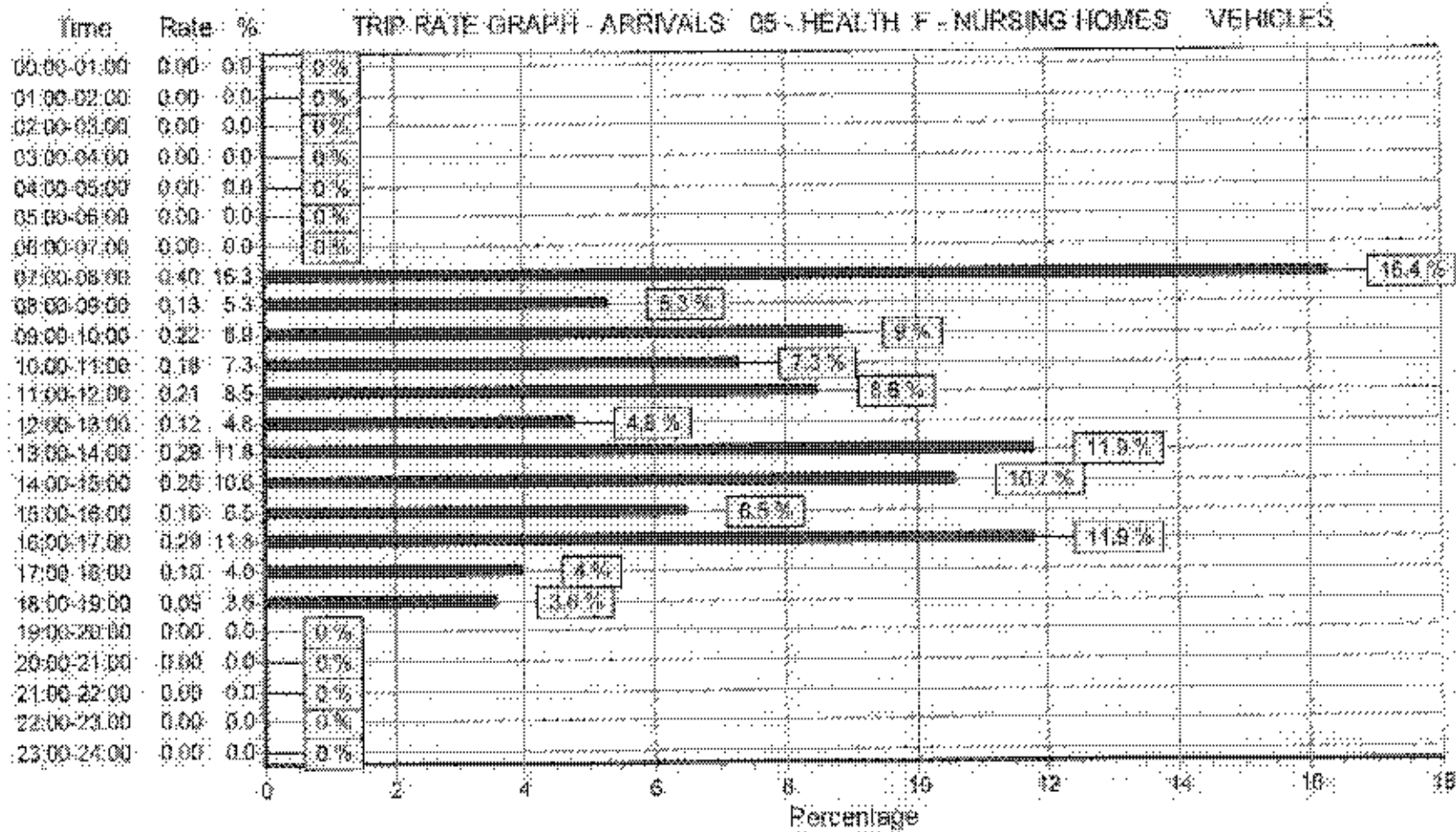
Calculation factor: 1 PARKING SPACES

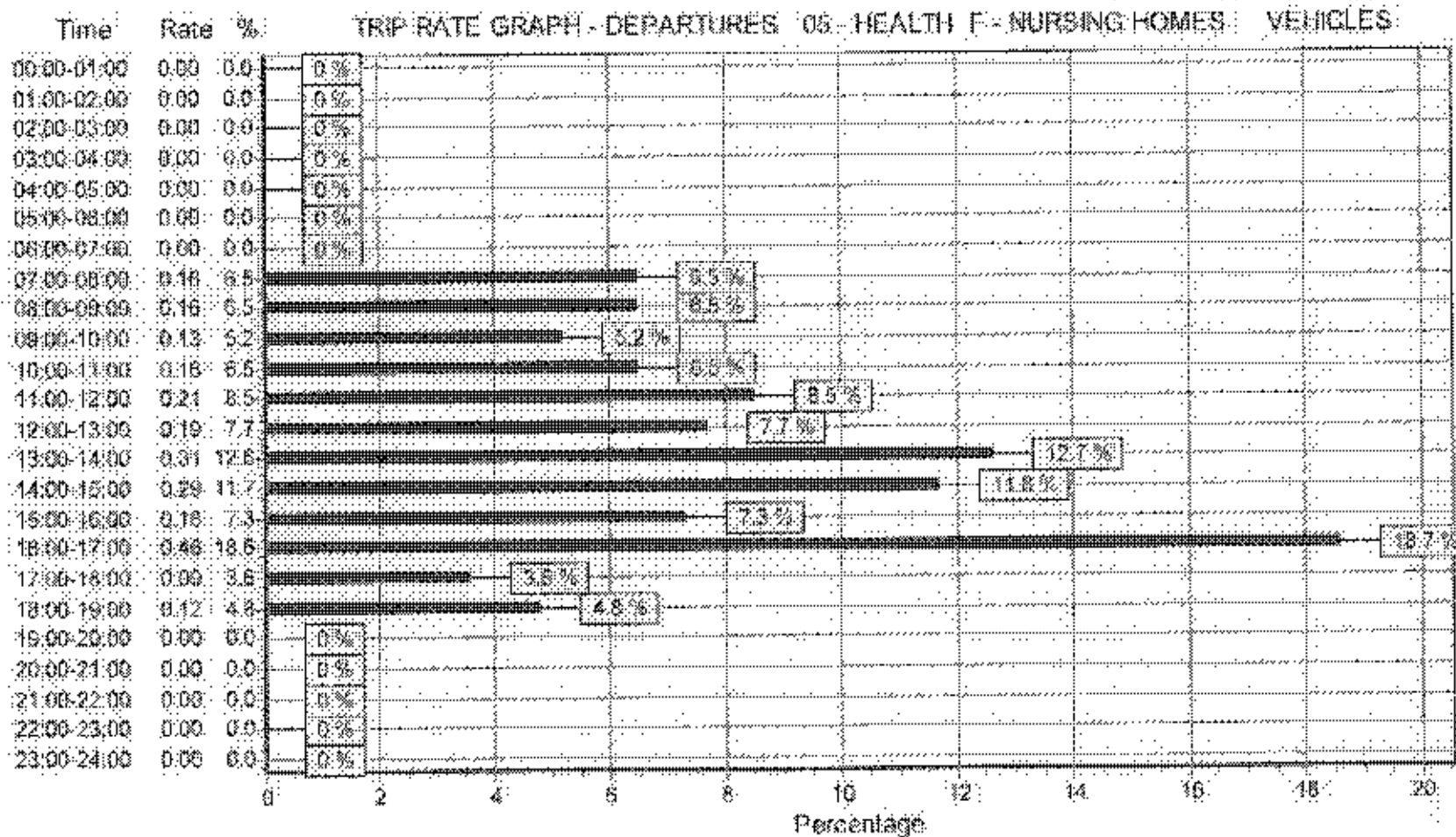
BOLD print indicates peak (busiest) period

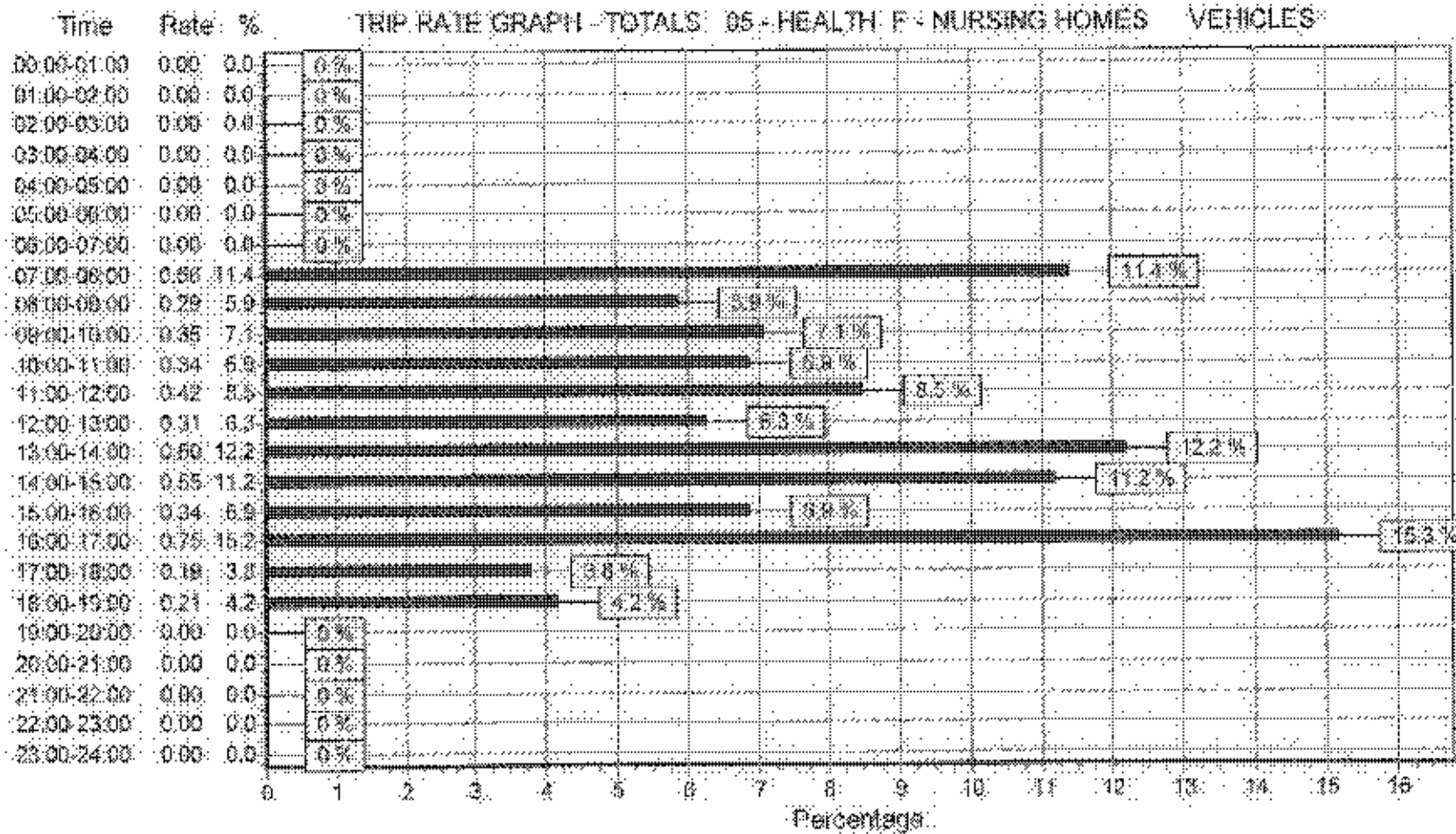
Time Range	ARRIVALS			DEPARTURES			TOTALS		
	No. Days	Ave. SPACES	Trip Rate	No. Days	Ave. SPACES	Trip Rate	No. Days	Ave. SPACES	Trip Rate
00:00 - 01:00	0	0	0.00	0	0	0.00	0	0	0.00
01:00 - 02:00	0	0	0.00	0	0	0.00	0	0	0.00
02:00 - 03:00	0	0	0.00	0	0	0.00	0	0	0.00
03:00 - 04:00	0	0	0.00	0	0	0.00	0	0	0.00
04:00 - 05:00	0	0	0.00	0	0	0.00	0	0	0.00
05:00 - 06:00	0	0	0.00	0	0	0.00	0	0	0.00
06:00 - 07:00	0	0	0.00	0	0	0.00	0	0	0.00
07:00 - 08:00	3	23	0.40	3	23	0.16	3	23	0.56
08:00 - 09:00	3	23	0.13	3	23	0.16	3	23	0.29
09:00 - 10:00	3	23	0.22	3	23	0.13	3	23	0.35
10:00 - 11:00	3	23	0.18	3	23	0.16	3	23	0.34
11:00 - 12:00	3	23	0.21	3	23	0.21	3	23	0.42
12:00 - 13:00	3	23	0.12	3	23	0.19	3	23	0.31
13:00 - 14:00	3	23	0.29	3	23	0.31	3	23	0.60
14:00 - 15:00	3	23	0.26	3	23	0.29	3	23	0.55
15:00 - 16:00	3	23	0.16	3	23	0.18	3	23	0.34
16:00 - 17:00	3	23	0.29	3	23	0.46	3	23	0.75
17:00 - 18:00	3	23	0.10	3	23	0.09	3	23	0.19
18:00 - 19:00	3	23	0.09	3	23	0.12	3	23	0.21
19:00 - 20:00	0	0	0.00	0	0	0.00	0	0	0.00
20:00 - 21:00	0	0	0.00	0	0	0.00	0	0	0.00
21:00 - 22:00	0	0	0.00	0	0	0.00	0	0	0.00
22:00 - 23:00	0	0	0.00	0	0	0.00	0	0	0.00
23:00 - 24:00	0	0	0.00	0	0	0.00	0	0	0.00
Daily Trip Rates:			2.46			2.46			4.91

Parameter summary

Trip rate parameter range selected: 11 - 26 (units:)
 Survey date date range: 01/01/00 - 04/05/05
 Number of weekdays (Monday-Friday): 3
 Number of Saturdays: 0
 Number of Sundays: 0
 Optional parameters used in selection: NO
 Surveys manually removed from selection: 6







TRIP RATE CALCULATION SELECTION PARAMETERS:

Land Use : 05 - HEALTH
Category : F - NURSING HOMES

VEHICLES

Selected regions and areas:

02 SOUTH EAST	
BD BEDFORDSHIRE	1 days
09 NORTH	
TV TEES VALLEY	1 days
TW TYNE & WEAR	1 days

Main parameter selection:

Parameter: Parking spaces
Range: 11 to 26 (units:)

Date Range: 01/01/00 to 04/05/05

Selected survey days:

Monday	2 days
Wednesday	1 days


Selected survey types:

Manual count	3 days
Directional ATC Count	0 days

RANK ORDER for Land Use 05 - HEALTH/F - NURSING HOMES
VEHICLES

Ranking Type: **ARRIVALS** Time Range: 08:00-09:00
Under 6 Surveys Included, 15th/85th Percentile Not Highlighted

Rank	Site-Ref	Description	Area	Day	Date	Trip Rate
1	TW-05-F-01	NURSING HOME, FELLING	TYNE & WEAR	Wed	04/05/05	0.15
2	TV-05-F-01	NURSING HOME, DARLINGTON	TEES VALLEY	Mon	25/04/05	0.15
3	BD-05-F-01	NURSING HOME, DUNSTABLE	BEDFORDSHIRE	Mon	05/07/04	0.09



TRIP RATE CALCULATION SELECTION PARAMETERS:

Land Use : 05 - HEALTH
Category : F - NURSING HOMES

VEHICLES

Selected regions and areas:

02	SOUTH EAST	
	BD BEDFORDSHIRE	1 days
09	NORTH	
	TV TEES VALLEY	1 days
	TW TYNE & WEAR	1 days

Main parameter selection:

Parameter: Parking spaces
Range: 11 to 26 (units:)

Date Range: 01/01/00 to 04/05/05

Selected survey days:

Monday	2 days
Wednesday	1 days

Selected survey types:

Manual count	3 days
Directional ATC Count	0 days

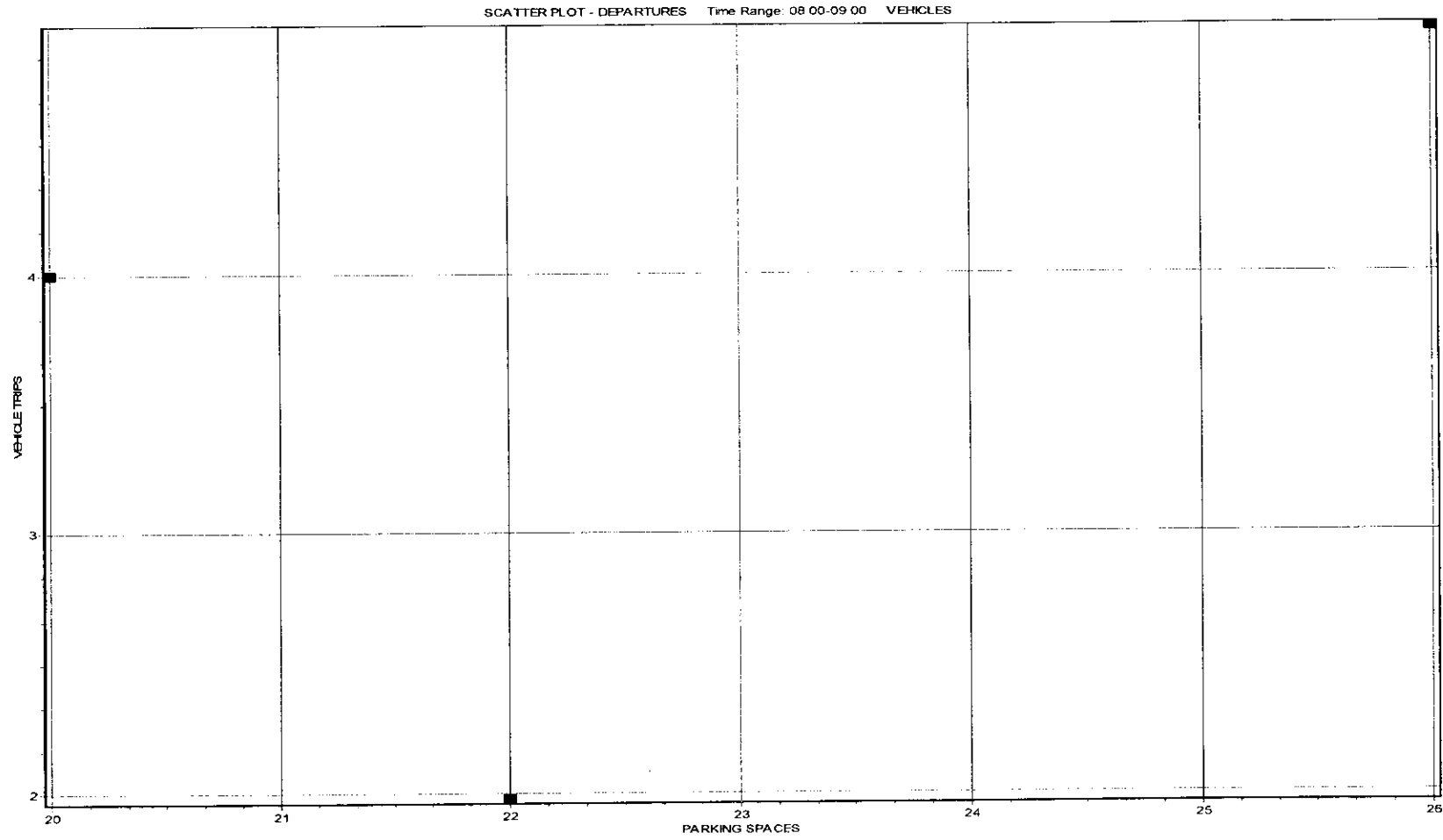
RANK ORDER for Land Use 05 - HEALTH/F - NURSING HOMES

VEHICLES

Ranking Type: **DEPARTURES** Time Range: 08:00-09:00

Under 6 Surveys Included, 15th/85th Percentile Not Highlighted

Rank	Site-Ref	Description	Area	Day	Date	Trip Rate
1	TV-05-F-01	NURSING HOME, DARLINGTO	TEES VALLEY	Mon	25/04/05	0.20
2	TW-05-F-01	NURSING HOME, FELLING	TYNE & WEAR	Wed	04/05/05	0.19
3	BD-05-F-01	NURSING HOME, DUNSTABLE	BEDFORDSHIRE	Mon	05/07/04	0.09



TRIP RATE CALCULATION SELECTION PARAMETERS:

Land Use : 05 - HEALTH
Category : F - NURSING HOMES

VEHICLES

Selected regions and areas:

02	SOUTH EAST	
	BD BEDFORDSHIRE	1 days
09	NORTH	
	TV TEES VALLEY	1 days
	TW TYNE & WEAR	1 days

Main parameter selection:

Parameter: Parking spaces
Range: 11 to 26 (units:)

Date Range: 01/01/00 to 04/05/05

Selected survey days:

Monday	2 days
Wednesday	1 days

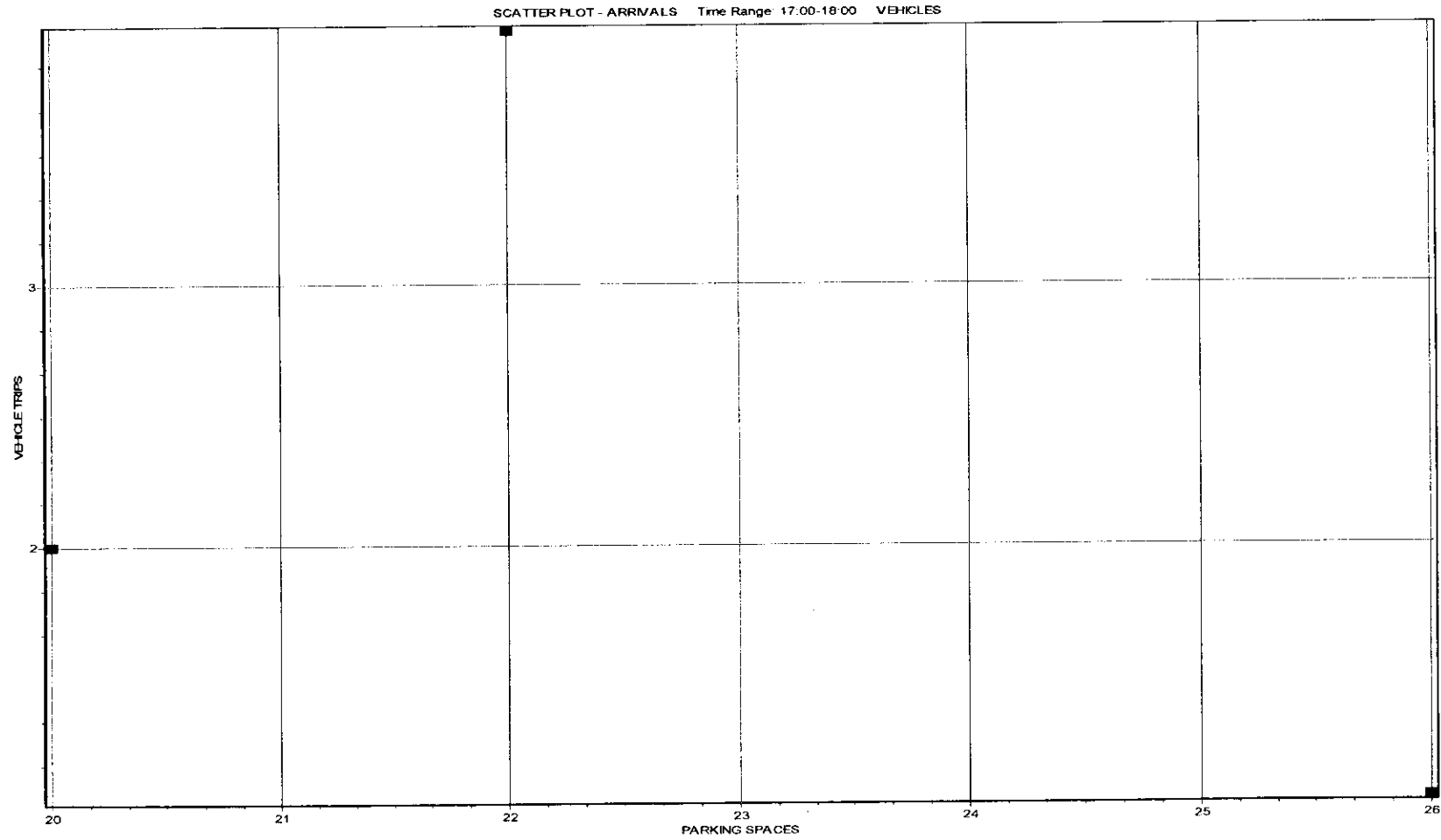
Selected survey types:

Manual count	3 days
Directional ATC Count	0 days

RANK ORDER for Land Use 05 - HEALTH/F - NURSING HOMES
VEHICLES

Ranking Type: **ARRIVALS** Time Range: 17:00-18:00
Under 6 Surveys Included, 15th/85th Percentile Not Highlighted

Rank	Site-Ref	Description	Area	Day	Date	Trip Rate
1	BD-05-F-01	NURSING HOME, DUNSTABLE	BEDFORDSHIRE	Mon	05/07/04	0.18
2	TV-05-F-01	NURSING HOME, DARLINGTON	TEES VALLEY	Mon	25/04/05	0.10
3	TW-05-F-01	NURSING HOME, FELLING	TYNE & WEAR	Wed	04/05/05	0.04



TRIP RATE CALCULATION SELECTION PARAMETERS:

Land Use : 05 - HEALTH
Category : F - NURSING HOMES

VEHICLESSelected regions and areas:

02	SOUTH EAST	
	BD BEDFORDSHIRE	1 days
09	NORTH	
	TV TEES VALLEY	1 days
	TW TYNE & WEAR	1 days

Main parameter selection:

Parameter: Parking spaces
Range: 11 to 26 (units:)

Date Range: 01/01/00 to 04/05/05

Selected survey days:

Monday	2 days
Wednesday	1 days

Selected survey types:

Manual count	3 days
Directional ATC Count	0 days

RANK ORDER for Land Use 05 - HEALTH/F - NURSING HOMES

VEHICLES

Ranking Type: **DEPARTURES** Time Range: 17:00-18:00

Under 6 Surveys Included, 15th/85th Percentile Not Highlighted

Rank	Site-Ref	Description	Area	Day	Date	Trip Rate
1	BD-05-F-01	NURSING HOME, DUNSTABLE	BEDFORDSHIRE	Mon	05/07/04	0.18
2	TV-05-F-01	NURSING HOME, DARLINGTON	TEES VALLEY	Mon	25/04/05	0.10
3	TW-05-F-01	NURSING HOME, FELLING	TYNE & WEAR	Wed	04/05/05	0.00

