




**Legend:**

-  Sports Centre Boundary
-  Proposed trees  
Refer to LUC tree pit detail 6377\_LD\_DET\_634
-  Proposed groundcover  
Geotextile fabric and bark mulch

**SCHEDULE**

	Type / Species	Specification	Density/Percentage
<b>Trees</b>			
2	Liquidambar styraciflua	12-14 cm girth, height 300-400cm, RB	As shown
1	Pinus sylvestris	50-60 cm girth, height 600-700cm, RB, semi-mature, clear stem min 200cm	As shown
<b>Climbers</b>			
14	Parthenococcus quinquefolia	5l pot, caned, several shoots, 3 breaks	As shown
<b>Groundcover</b>			
35	Ajuga reptans	2l pot	6/m2
43	Dryopteris filix-mas	2l pot	5/m <sup>2</sup>
23	Euonimus fortunei	5l pot	5/m <sup>2</sup>
90	Hedera colchica	1L pot	10/m2
23	Luzula nivea	2l pot	6/m2
30	Nepeta 'Six hill giant'	2l pot	6/m2

**OUTLINE SPECIFICATION NOTES**

**GENERAL**  
All supply, planting and other landscape works to be in accordance with relevant British Standards and Codes of Practice. Works to be undertaken by a competent and accredited landscape contractor with 12months Defects Liability/ in contract maintenance. Following that maintenance works shall be undertaken in accordance with the Landscape Management Plan, LUC 2016.

**PLANTING METHODOLOGY**

**Soil**  
Soil to be free of pests, disease, fungus and foreign matter.  
Do not use topsoil contaminated with subsoil, rubbish or other materials that are corrosive, explosive, flammable, hazardous to human or animal life or detrimental to healthy plant growth. The Contractor shall appoint a suitably qualified and approved, independent Soil Scientist to undertake the sampling and testing of the soil materials considered for importation. An approved Soil Scientist is: Tim O'Hare Associates LLP, Howbery Park, Wallingford, Oxon, OX10 8BA, Tel: 01491 822653, www.toha.co.uk  
Subsoil to be in accordance with BS 3882 'Specification for topsoil'.  
For trees planted in hard landscape a load bearing growing medium will be necessary. This will be Urban tree planting medium, Grade: 0.6-2 mm.  
Green compost for soil amelioration to be incorporated into soil for tree and shrub planting to be in accordance with BSI PAS 100:2011 or current revision and sourced from a PAS 100 compliant facility.  
Fertilizer to be incorporated into soil for tree and shrub planting: Scotts Enmag CRF (11%N:22%P2O5:9%K2O:6%MgO).  
Prepare undisturbed topsoil in accordance with BS 4428 'Code of Practice for general landscape operations': Break up hard ground thoroughly, remove visible roots and large stones with a diameter greater than 50 mm, dig areas covered with turf over to full depth of topsoil and treat weeds at appropriate times with a suitable translocated non-residual herbicide.  
Prepare subsoil by excavating/placing fill to the required profiles, loosening thoroughly when ground conditions are reasonably dry to a depth of 450mm and removing stones larger than 50mm, arisings, contaminants, debris and builders' rubble.  
Spread topsoil in layers of layers of 150 mm maximum depth and gently firm each layer before spreading the next.  
After spreading topsoil, when weather and ground conditions are suitably dry and non-plastic, the soil profile shall be ripped at 300mm centres to a minimum depth of 300mm (grass areas) or 600mm (shrub beds, hedges) to decompact the soils and key in the topsoil and subsoil layers. Any large, compacted lumps of soil shall be broken down by further appropriate cultivation (in accordance with BS 4428) to produce a fine tilth suitable for planting (<30mm), turfing and seeding (<10mm). Cultivations shall ensure that the topsoil is fully aerated.  
In order to avoid physical degradation to the soil during all phases of soil handling (e.g. spreading, cultivation, amelioration, planting, turfing and seeding), soil handling operations shall be carried out when soil is non-plastic (friable) in consistency (i.e. at least 5% below the soil's lower plastic limit). Soil shall not be unnecessarily compacted by trampling or trafficking by site machinery or handled when frozen or during and after heavy rainfall.

**Timing**

- Deciduous trees and shrubs: Late October to late March. Field-grown trees and shrubs planted out of season to be spring-ringed at nursery.
- Conifers and evergreens: September/ October or April/ May.
- Herbaceous plants: September/ October or March/ April.
- Container grown plants: At any time if ground and weather conditions are favourable. Provide watering and weed control as necessary.
- Dried bulbs, corms and tubers: September/ October.

**Standard**

All planting to be carried out in accordance with BS 4428 and during suitable weather conditions. Do not use mechanical tools within 100 mm of tree and plant stems. Water as necessary to ensure establishment and continued thriving of planting.  
Plants to be materially undamaged, sturdy, healthy and vigorous specimen, of good shape and without elongated shoots, grown in a suitable environment and hardened off and free from pests, diseases, discoloration, weeds and physiological disorders. Plant standard to BS 3936 'Nursery stock'. Name, forms, dimensions, provenance and other criteria as scheduled and defined in the National Plant Specification. Plant handling shall be in accordance with HTA 'Handling and establishing landscape plants'.

**Groundcover**

Geotextile fabric to all beds to be laid before planting. Cut flaps neatly for planting and refit closely around plant stems. Mulch with Melcourt Mini Pine Mulch, 60mm depth. Finished level of mulch to be 30 mm below adjacent grassed or paved areas.

**Climbers and ornamental shrubs**

Planting bed depth to be 450mm minimum. Geotextile fabric to all hedges beds to be laid before planting. Cut flaps neatly for planting and refit closely around plant stems. Mulch with Melcourt Mini Pine Mulch, 60mm depth. Finished level of mulch to be 30 mm below adjacent grassed area. Shrubs to be grouped by 3 to form irregular 'natural' layout.

**Trees**

All tree planting to be undertaken in accordance with BS 5837 'Trees in relation to design, demolition and construction. Recommendations' and BS 8545 'Trees from nursery to independence in the landscape. Recommendations'.  
For detail of tree pit including root barrier, guying system and aeration and irrigation pipe refer to LUC drawing 6377-LD-DET-634. Semimature trees to be root prepared and transplanted to BS 4043 'Recommendations for transplanting root-balled trees'.  
All standard trees to be secured with 2 no. stake. Stakes to be 50mm diameter softwood, peeled chestnut, larch or oak, straight, free from projections and large or edge knots and with pointed lower end with nails to BS 1202.  
Backfill with ameliorant (1 m<sup>3</sup> per 10 m<sup>3</sup> of topsoil) and fertilizer as specified.  
Mulch with Melcourt Mini Pine mulch. Finished level of mulch to be 70 mm below adjacent grassed or paved areas.

**MAINTENANCE**

For general soft landscape maintenance - including native hedge, hedges, groundcover, climbers and lawn - refer to LUC Landscape Management Plan.

**Trees**

Newly planted trees across the site will need to be watered regularly by hand during establishment i.e. for 3 years after planting.  
Soil around the base of trees in grass will be kept clear of weeds.  
Stakes/ties/ guys will be inspected and maintained in good order, adjusted and repaired where necessary to prevent rubbing of bark and removed when no longer required.  
Trees will be visually inspected on routine maintenance visits for damage and general safety and security issues. Damaged branches will be removed from both tree and ground promptly to minimise damage to the tree and danger/obstruction to users of the site.  
For newly planted trees formative pruning work will be carried out as required and as appropriate for the species to remove branches overhanging or obstructing access and to maintain the form and health of the tree. All pruning to be carried out by a Member of the Arboricultural Association and in accordance with BS 7370 'Grounds maintenance. Recommendations for maintenance of soft landscape'.

**Notes:**

1. Do not scale from this drawing.
2. All dimensions must be checked on site and any discrepancies verified with landscape architect.
3. All dimensions are drawn in mm.
4. Landscape drawing only.
5. All materials/items used to be as specified or alternatives to be approved by landscape architect.

Rev	Date	Issue Notes	HL	EP	EP
B	08.11.17	Planting - added tree			
A	18.05.17	First Issue			

**LUC** 43 Chalton Street  
London, NW1 1JD  
T: 020 7383 5784  
F: 020 7383 4798  
london@landuse.co.uk  
www.landuse.co.uk

Project  
Richmond Upon Thames College  
Sports Centre  
Client  
Atkins  
Title  
Soft Landscape

Scale 1:250 @ A3	Status for Planning	
Job No. 6377	Drawing No. LD PLN 431	Issue B