



BUILDING B- PROPOSED ELEVATION A



BUILDING B- PROPOSED ELEVATION C

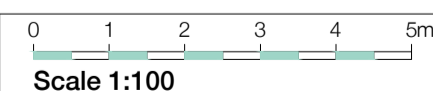
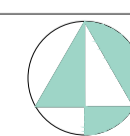
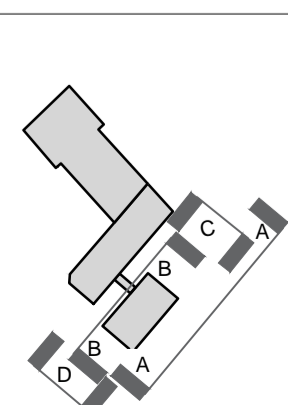


BUILDING B- PROPOSED ELEVATION B



BUILDING B- PROPOSED ELEVATION D

01 Proposed Elevations A-D - Building B
Scale - 1:100



- Materials Legend:**
1. Red Facing Brickwork
 2. Red Multi Facing Brickwork
 3. Buff Multi Facing Brickwork
 4. Grey Multi Facing Brickwork
 5. Soldier Coursing Brickwork Feature Band
 6. Inset Brickwork
 7. Roof Tiles
 8. PPC Aluminium Window
 9. PPC Aluminium Panel
 10. White Weatherboard
 11. Opaque/ Back Painted Glass

12. Louvered Panel
13. Perforated Metal Panel
14. Metal Balustrade
15. Glass Balustrade
16. Reconstituted Stone
17. Plant

The internal layouts within residential apartments and ancillary areas of buildings may be subject to design development.

The precise location of walls, internal doors, columns, risers and the detailed layout of bathroom and kitchen areas may be the subject of non-material changes and may vary from the internal layouts set out in these plans.

These minor alterations should not affect the position and arrangements of external doors and windows nor should they affect the relative relationship between habitable rooms and windows.

All materials shown or highlighted are indicative only and may be subject to changes made during detailed design development.

Project: Twickenham Rediscovered Programme 31033 Riverside Project	Job No. 31033
Title: Proposed Elevations A-D- Building B	
Scale: 1:100@A1, 1:200@A3	Drawn By: RPP
Date: November 2017	Checked By: RGF
Drawing No: (20)_202	Revision: P01



Victoria House, Southampton Row
Bloomsbury, London WC1B 4EA
Tel +44 (0)20 7269 9400
Fax +44 (0)20 7269 9401
www.cjctstudios.com

Rose Wharf, East Street
Leeds LS9 8EE
Tel +44 (0)113 224 5000
Fax +44 (0)113 224 5001
info@cjctstudios.com