



BUILDING A - PROPOSED ELEVATION A



BUILDING A- PROPOSED ELEVATION B

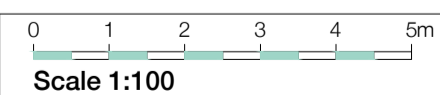
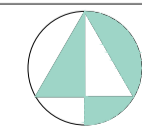
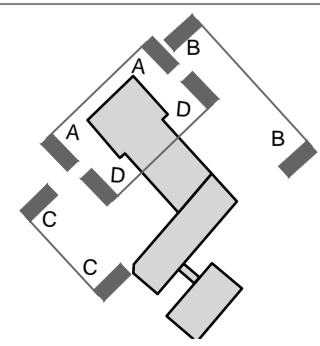


BUILDING A- PROPOSED ELEVATION C



BUILDING A- PROPOSED ELEVATION D

01 Proposed Elevations A-D - Building A
Scale - 1:100



- Materials Legend:**
1. Red Facing Brickwork
 2. Red Multi Facing Brickwork
 3. Buff Multi Facing Brickwork
 4. Grey Multi Facing Brickwork
 5. Soldier Coursing Brickwork Feature Band
 6. Inset Brickwork
 7. Roof Tiles
 8. PPC Aluminium Window
 9. PPC Aluminium Panel
 10. White Weatherboard
 11. Opaque/ Back Painted Glass
 12. Louvered Panel
 13. Perforated Metal Panel
 14. Metal Balustrade
 15. Glass Balustrade
 16. Reconstituted Stone
 17. Plant

The internal layouts within residential apartments and ancillary areas of buildings may be subject to design development.

The precise location of walls, internal doors, columns, risers and the detailed layout of bathroom and kitchen areas may be the subject of non-material changes and may vary from the internal layouts set out in these plans.

These minor alterations should not affect the position and arrangements of external doors and windows nor should they affect the relative relationship between habitable rooms and windows.

All materials shown or highlighted are indicative only and may be subject to changes made during detailed design development.

Contractor must verify all dimensions on site before commencing any work or shop drawings. If this drawing exceeds the quantities taken in any way the Architects are to be informed before the work is initiated. Only figured dimensions to be taken from this drawing. Do not scale off this drawing. Drawings based on Ordnance Survey and / or existing record drawings - design and drawing content subject to Site Survey, Structural Survey, Site Investigations, Planning and Statutory Requirements and Approvals. Authorised reproduction from Ordnance Survey Map with permission of the Controller of Her Majesty's Stationery Office. Crown Copyright reserved. © careyjones chapmantolcher (Studio South) Ltd. All Rights Reserved

Project: Twickenham Rediscovered Programme 31033		Job No. _____	
Title: Riverside Project		_____	
Proposed Elevations A-D- Building A			
Scale: 1:100@A1, 1:200@A3	Drawn By: RPP	Checked By: RGF	
Date: November 2017	Revision: P01	_____	

cjct
careyjones
chapmantolcher

Victoria House, Southampton Row
Bloomsbury, London WC1B 4EA
Tel +44 (0)20 7269 9400
Fax +44 (0)20 7269 9401
www.cjctstudios.com

Rose Wharf, East Street
Leeds LS9 8EE
Tel +44 (0)113 224 5000
Fax +44 (0)113 224 5001
info@cjctstudios.com