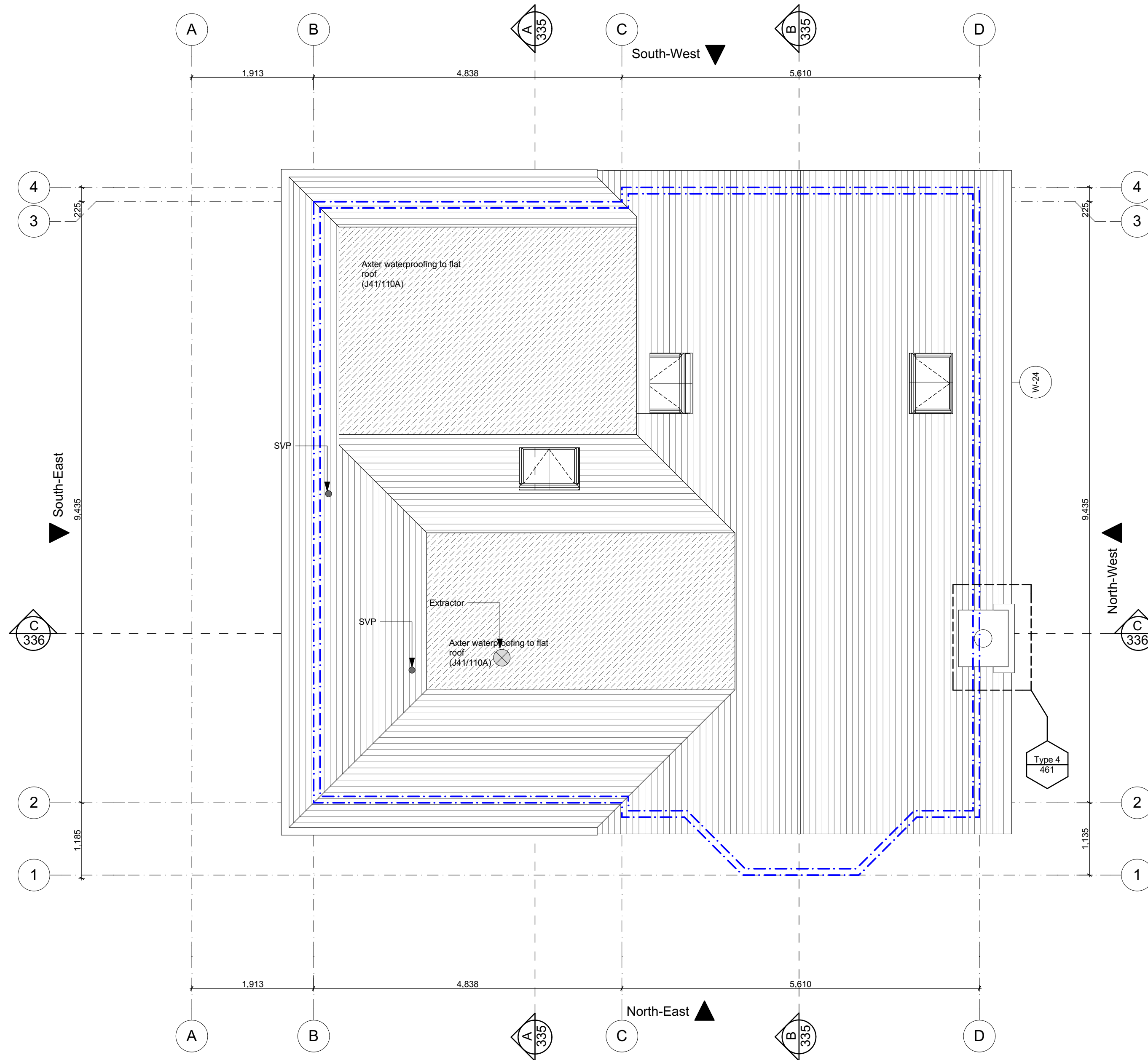


For wall type build-ups see dwg 4721_4_341
 Note: wall type IWT-3 is 75mm timber stud - where metal stud are to be substituted, set wall out to centre line

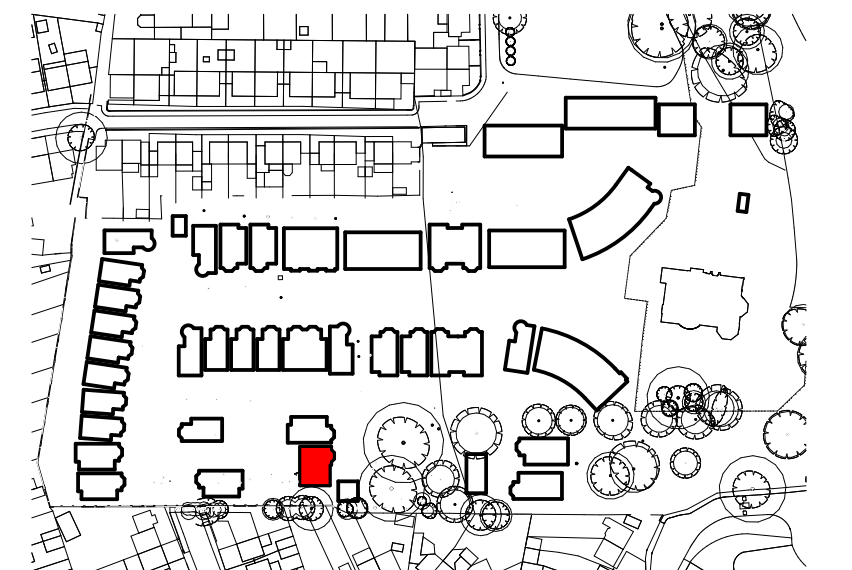
GENERAL NOTES

Drawing to be read in conjunction with engineers and other specialist drawings.
 All dimensions are structural and must be checked on site.
 For structural, civil and sub-surface drainage information see engineer's drawings.
 For building services see mechanical and electrical drawings.
 All areas are approximate.

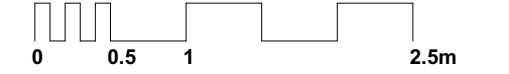


HOUSE NUMBERS - TYPE F3

H67
 1 Unit total



SCALE 1:50



CONSTRUCTION

Rev	Description	Issued	Drawn	Chk
C2	Notes and dimensions added	04/12/17	IMBe	TL
C1	Construction issue	25/10/16	MP	SC

Client
Berkeley Homes West London
 Project
Latchmere House
Church Road, Richmond TW10 5HH
and
Latchmere Lane, Kingston KT2 5NX
 Drawing
House Type F3 Roof Plan

Scale	Date	Drawn	Checked
1:50 @ A1	Jan '16	MP	SC

Brookes Architects
 Upstairs at The Grange, Bank Lane,
 London SW15 5JT
 T 020 8487 1223
 F 020 8876 4172
 E info@brookesarchitects.co.uk
 www.brookesarchitects.co.uk

Drawing No.	4721	4	324	Rev No.	C2
-------------	------	---	-----	---------	----