








| rev | details | by | ldate |
|-----|-----------------------|----|------------|
| D01 | Issue for Information | RJ | 24.11.2017 |
| D02 | Issue for Planning | RJ | 25.01.2018 |
| D03 | Issue for Planning | RJ | 09.02.2018 |
| | | | |
| | | | |
| | | | |

Notes

1.0 Do not scale from drawing, use figured dimensions only
1.1 All dimensions to be checked onsite
1.2 This drawing to be read in conjunction with all other Gillespies drawings and specifications

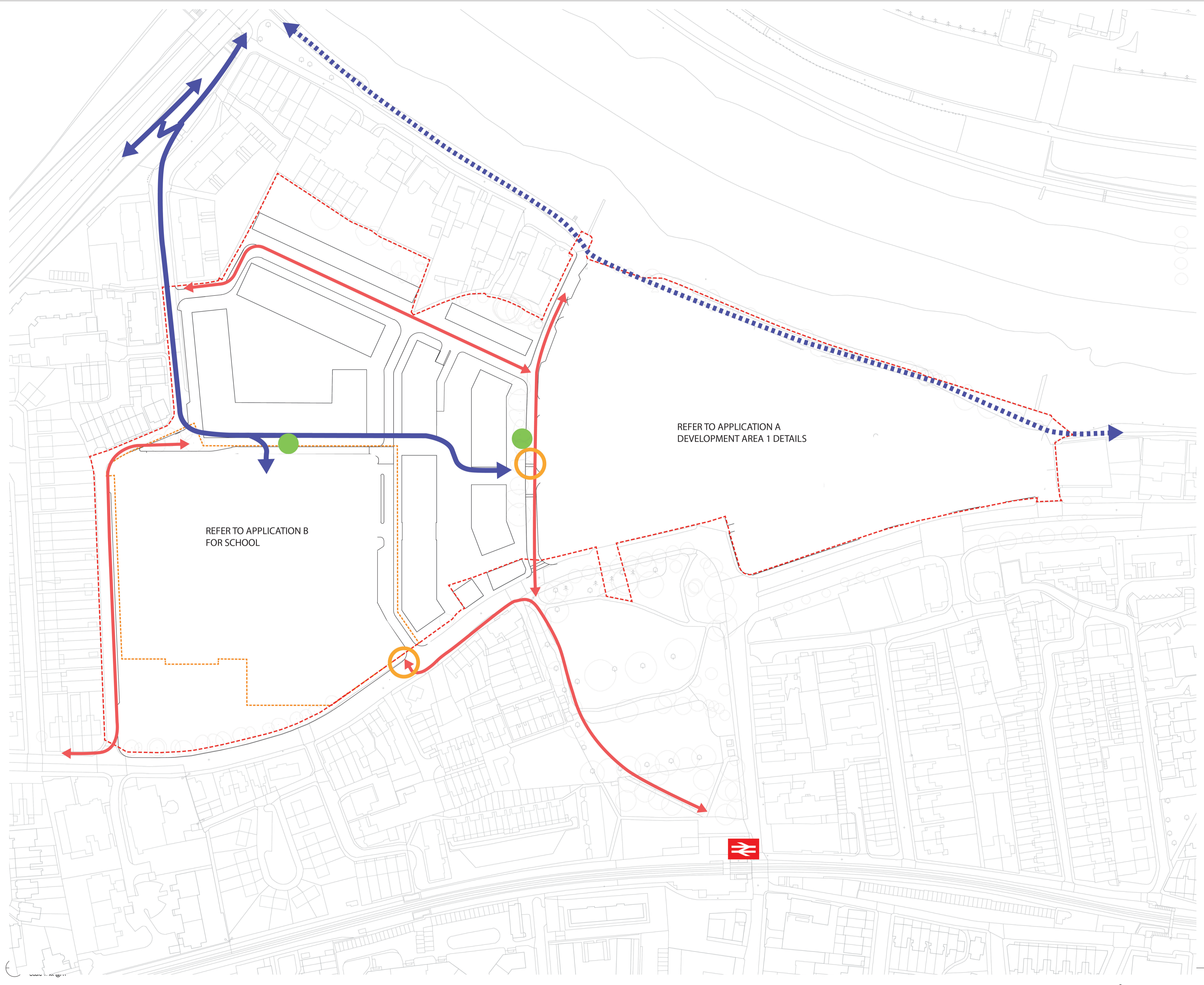
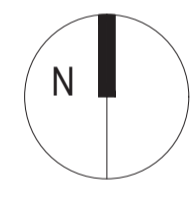
LEGEND

-  Primary (Quiet Route)
-  Secondary
-  Towpath
-  External Cycle Rack Location
-  Crossing Treatment
-  Site Application Boundary
-  School Application Boundary

Note:

1. In the event that building positions move within the limits of deviation set out in the parameter plans, the landscape zones will be adjusted to match any deviation from the current layout.

2. Please refer to Squires and Partners Drawing 16019_C645_Z2_P_PR_001 to 16019_C645_Z2_P_PR_011 for building locations.



Project title
STAG BREWERY

Drawing title
Proposed Outline Application Circulation Plan - Cycle

| | | | | |
|---------------------|----------------|-------------|----------|-------|
| DESIGN | Drawing status | 1:1000 @ A1 | Scale | Drawn |
| | Date | 24.11.2017 | Checked | RJ |
| P10736-00-001 - 125 | Drawing number | | Revision | |
| | | | | D03 |

Client
DARTMOUTH CAPITAL
Alameda House, 90-100 Sydney Street, London E9 6JH
P: 0207 629 0209

GILLESPIES
1 St John's Square, London EC1M 4DH
P: 020 7253 2629 F: 020 7253 3900 E: design.london@gillespies.co.uk