



# **Stag Brewery, Mortlake**

## **Internal Daylight & Sunlight Report**

For Reselton Properties

February 2018

A photograph of a modern building facade with a curved, metallic, and wooden slatted design, set against a blue sky with white clouds. The image is partially obscured by a large, dark grey geometric shape on the right side of the page.

## Contents

1. Introduction
2. Guidance
3. Assumptions
4. Sources of Information
5. The Site and proposal
6. Results
7. Conclusions

# 1. Introduction

- 1.1. This practice has been instructed to provide an assessment of the internal daylight & sunlight amenity and overshadowing within the proposed scheme at Stag Brewery, Mortlake, London.
- 1.2. The methodology and criteria used for these assessments is provided by the Building Research Establishments guidance 'Site layout planning for daylight and sunlight: a guide to good practice' (BRE, 2011) and the British Standard document BS8206 Pt2.

# 2. Guidance

## **Daylight & sunlight for planning**

### **Site layout planning for daylight and sunlight: a guide to good practice, BRE 2011**

- 2.1. This document follows from previous guidance produced by Her Majesty's Stationary Office (HMSO) on daylight and sunlight in the built environment and is now the accepted methodology used by local authorities for assessing daylight and sunlight in relation to new developments. It provides methods for the calculation of daylight and sunlight impacts of development upon existing surrounding properties and within proposed new dwellings.

### **Daylight Assessment**

- 2.2. There are three detailed methods for calculating daylight, the Vertical Sky Component (VSC), the No-Sky Line Contour (NSC) and the Average Daylight Factor (ADF). For sunlight the Annual Probable Sunlight Hours (APSH) method is detailed.
- 2.3. The ADF method calculates the average illuminance within a room as a proportion of the illuminance available to an unobstructed point outdoors under a sky of known luminance and luminance distribution. We have only considered the ADF method within our assessment as this is the most detailed of the daylight calculations. It considers the physical nature of the room behind the window, including; window transmittance, and surface reflectivity whereas the basic VSC assessment considers potential daylight at the window face only and does not consider room size. The BRE guidelines / British Standard sets the following recommended ADF levels for habitable room uses:
  - 1% Bedrooms
  - 1.5% Living Rooms and Living/Kitchen/Diners

- 2.0% Kitchens

In addition to the habitable residential rooms, the classroom spaces within the proposed school have been assessed. An ADF target of 2.0% has been applied as this is in line with the highest target for a habitable room.

### **Sunlight Assessment**

- 2.4. For sunlight the APSH test calculates the percentage of statistically probable hours of sunlight received by each window in both the summer and winter months. March 21<sup>st</sup> through to September 21<sup>st</sup> is considered to be the summer period while September 21<sup>st</sup> to March 21<sup>st</sup> is considered the winter period.
- 2.5. The guidelines suggest that windows should receive at least 25% total APSH with 5% of this total being enjoyed in the winter months.

### **Overshadowing**

- 2.6. In respect of the shading impacts to amenity space, such as neighbouring gardens, the BRE guidelines set out a sunlight amenity assessment to ensure the space remains adequately sunlit throughout the year. This is achieved by plotting a contour of the area which receives at least 2 hours of direct sunlight on the 21<sup>st</sup> March. An amenity space with at least 2 hours of sunlight across the majority of its area can be said to see acceptable levels of direct sun.

### **Policy Context**

- 2.7. It is important to note that within urban centres achieving good levels of daylight and sunlight in accordance with the BRE guidelines, can be weighed in the balance against other beneficial design factors.
- 2.8. The opening paragraphs of the BRE guidelines state: -  
*"The guide is intended for building designers and their clients, consultants and planning officials. The advice given here is not mandatory and the document should not be seen as an instrument of planning policy. Its aim is to help rather than constrain the designer. Although it gives numerical guidelines, these should be interpreted flexibly because natural lighting is only one of many factors in site layout design. In special circumstances the developer or planning authority may wish to use different target values. For example, in a historic city centre a higher degree of obstruction may be unavoidable if new developments are to match the height and proportions of existing buildings".*
- 2.9. The targets set out in the BRE document are very much 'guidelines' and they should be applied sensibly and flexibly based on the site-specific context of development.

## 3. Assumptions

- 3.1. A laser scan survey, architects drawings, site photographs and Ordnance Survey information have been used to create a 3D computer model of the proposed development in the context of the existing site and surrounding buildings.
- 3.2. With regard to the ADF daylight assessments, the following assumptions have been applied:
  - Average Room Reflectance value: 0.65 (based on light colours walls, ceiling)
  - Window transmittance: 0.68
- 3.3. The architect's drawings have been used to build a model of the proposal drawings of which can also be found in appendix 1.

## 4. Sources of Information

### **Cloud 10 Limited**

Measured Survey (laser scan)

### **APR SERVICES**

Topographical Survey.pdf  
Received 22/09/2016

### **Squire and Partners**

16019\_171026\_3DView-{3D-kho}\_Metres.dwg  
G200\_B03\_P\_00\_002.dwg  
G200\_B03\_P\_TY\_002.dwg  
G200\_B04\_P\_01\_002.dwg  
G200\_B04\_P\_02\_002.dwg  
G200\_B06\_P\_TY\_002.dwg  
G200\_B09\_P\_TY\_002.dwg  
G200\_B10\_P\_TY\_002.dwg  
G200\_B11\_P\_TY\_002.dwg  
G200\_B12\_P\_00\_002.dwg  
G200\_B12\_P\_TY\_002.dwg  
Received 26/10/2017

3DView-{3D-kh}.dwg  
Received 04/01/2018

C645\_B02\_P\_00\_001.dwg  
C645\_B02\_P\_TY\_001.dwg  
C645\_B07\_P\_00\_001.dwg  
C645\_B07\_P\_TY\_001.dwg

C645\_B08\_P\_00\_001.dwg  
C645\_B08\_P\_TY\_001.dwg  
C645\_Z3\_P\_00\_001.dwg  
C645\_Z3\_P\_01\_001.dwg  
C645\_Z3\_P\_02\_001.dwg  
Received 18/01/2018

## **EB7 Ltd**

Site Photographs  
Ordnance Survey

# 5. The Site and Proposal

- 5.1. The proposal is for the comprehensive redevelopment of the current Stag Brewery site. The proposal includes the demolition of most existing buildings, in order to construct a mixed use development.
- 5.2. Daylight design has been utilised throughout the design process in an effort to maximise light levels where possible. These daylight strategy techniques have been used throughout the scheme to improve the overall amenity levels for the occupants as is described in the results section.
- 5.3. The site has been divided for planning with a detailed application for the east of the site which will include primarily residential blocks and flexible uses and commercial use such as offices and cinema. To the west of the site is outline massing, with a detailed application to follow. Finally, to the south west of the site is a proposed school.
- 5.4. Given the above, an internal assessment of the residential accommodation within the detailed application site has been considered, together with an assessment within the school. Façade studies in respect of the outline scheme has also been undertaken to give an idea of daylight and sunlight potential.
- 5.5. We note that the massing used for the outline massing is the maximum extents scheme and as such, provide the 'worst case' basis. As the scheme develops, it is likely the final scheme will be more refined and as such improve upon the results outlined in this report.

# 6. Internal Daylight and Sunlight Results

- 6.1. Full results of the daylight and sunlight assessment are attached within appendix 2. Given the nature of the scheme, the lowest floors have been assessed as it can be deduced that the light levels will improve further up the buildings. As such, the compliance levels noted below are the 'worst case' as the rooms on the

upper floors have not included in the compliance calculations. Drawings showing the layouts of the proposed accommodation with window and room labels are attached within appendix 1.

- 6.2. In relation to internal daylight and sunlight, the relevant assessments are internal Average Daylight Factor (ADF) and Annual Probable Sunlight Hours (APSH) respectively.
- 6.3. **Tables 1 and 2**, below, summarise the daylight and sunlight results within the proposed residential units (detailed results are presented in Appendix 2). Drawings showing the internal layouts of the proposed dwelling along with room and window labels are shown in Appendix 1.
- 6.4. **Table 1: Completed Development – Daylight within the Proposed Development (ADF)**

| Building Reference | Total number of rooms relevant for daylight assessment | Total number of rooms which meet the ADF criteria | Percentage compliance |
|--------------------|--|---|-----------------------|
| Block B2           | 237  | 210   | 89%                   |
| Block B3           | 97   | 84  | 87%                   |
| Block B4           | 27   | 25  | 93%                   |
| Block B6           | 44   | 42  | 95%                   |
| Block B7           | 159  | 131   | 82%                   |
| Block B8           | 140  | 112   | 80%                   |
| Block B9           | 42   | 42  | 100%                  |
| Block B10          | 69   | 69  | 100%                  |
| Block B11          | 92   | 87  | 95%                   |
| Block B12          | 72   | 61  | 85%                   |
| School             | 74   | 62  | 84%                   |
| <b>Total</b>       | <b>1053</b>  | <b>925</b>  | <b>88%</b>            |

- 6.5. The results indicate that, 863 (88%) of the 979 habitable residential rooms assessed in the proposed development show compliance by reference to the ADF methodology suggested within the BRE guidance. It should be noted that the overall compliance rate would improve to c.91% when the considering the likely compliant rooms on the upper most floors which were not included within this assessment.

- 6.6. As would be expected for a development of this scale there are a small proportion of rooms which fall below the targets set within the BRE guide.
- 6.7. Daylight design has been utilised to maximise daylight levels where possible and prioritised daylight to primary living spaces over rooms with a lower daylight requirement (bedrooms). This has been successful and is confirmed by the residential rooms below the suggested targets being comprised of 22 living spaces and the remaining 94 being bedrooms.
- 6.8. Of the rooms that do not achieve the suggest targets, 96 have windows situated beneath balconies which lower the daylight potential to the rooms set beneath. As mentioned in paragraph 6.7 above, the scheme has been designed to maximise levels to the living spaces not having balconies overhang the windows serving these spaces where possible. As it is necessary to provide private amenity to the apartments created, balconies are necessary and have been located above windows serving bedrooms in most cases. As such, 90 of these rooms are bedrooms, with the remaining 6 rooms being Living/Kitchen/Dining (L/K/D) situated in Block B8. The use and enjoyment of an external amenity spaces act as a trade off with daylight potential to the rooms set beneath. The BRE criteria provides a degree of flexibility where other factors are to be considered. Given the effects of the overhanging balconies, coupled with the majority of spaces affected serving bedrooms, the results should be considered acceptable and in line with the overall intentions of the BRE criteria.
- 6.9. Of the remaining rooms, 14 (being 12 L/K/D's and 2 bedrooms) show ADF levels within 30% ADF of the suggested targets. Whilst these rooms deviate from the suggested targets the level of deviation is marginal, with levels falling just below the suggested targets.
- 6.10. The remaining 6 rooms show further deviations and can be identified as R1 on the ground floor of B3 (L/K/D), R21 and R22 on the first floor of B6 (bedrooms), R2 and R4 of the ground floor of B7 (L/K/Ds) and R8 on the ground floor of B8 (L/K/D). These rooms are constrained in outlook due to the lower level location, coupled with the nature of the site design. Whilst these rooms indicate deviations, these are isolated incidences within the apartment they serve (ie. the remaining habitable space achieves high daylight levels).
- 6.11. With regards to the school, the results show 62 (84%) of the 74 rooms assessed achieve daylight levels in line with the suggested targets. Of the remaining rooms, 9 of the 12 classrooms look out upon an atrium. The assessment produced considered the 'worst case' scenario and as such, the reflectance within the atrium has not been considered. Furthermore, the rooms situated on the ground floor are further constrained by a glazed walkway which has been simulated as an opaque obstruction and as such, the actual light levels within the rooms will be an improvement upon those reported. Whilst these rooms



deviate from the suggested targets, the real-world affects are likely to show good levels of amenity in line with the requirements for a school.

6.12. The remaining 3 rooms indicate levels of between 1.6-1.9% ADF and are therefore marginally below the suggested target of 2% ADF. The scheme is a new urban development and as such, marginal deviations such as this are to be expected. These rooms continue to maintain high levels of daylight well above those required for a habitable space.

6.13. Given the size of the scheme as an urban development, a small number of isolated deviations would be expected. Light levels have been maximised where possible and this is shown by the extent of deviations and the rooms effected. Given the marginal nature of the deviations, coupled with the high overall levels of compliance (92% when considering the whole scheme), the results should be considered in line with the overall intentions of the BRE guidelines.

6.14. **Table 2: Completed Development – Sunlight within the Proposed Development (APSH) – Living room and dining rooms only**

| Building Reference | Total number of rooms assessed | Total number of rooms which meet the APSH criteria | Percentage compliance |
|--------------------|--------------------------------|--|-----------------------|
| <b>Total</b>       | <b>226</b>                     | <b>143</b>   | <b>63%</b>            |

6.15. Of the 226 south facing living or dining rooms on the lower residential floors of the proposed development, 143 (63%) show compliance by reference to the APSH methodology suggested within the BRE guidance. This level of compliance would be expected in a scheme such as this. If the upper floors of the proposed development were included within this assessment the proportional compliance rate for each building would be higher than those stated above.

6.16. The design incorporates residential blocks that largely run north to south, primarily served by windows on the east and west facades. The potential for good sunlight to east or west facing windows is lower than that for the south facing windows, but the number of north facing units, which would see little or no direct sunlight is reduced. This design provides some direct sunlight to the vast majority of units rather than good sunlight to some, with large portions receiving none at all.

6.17. **Outline scheme**

6.18. In addition to undertaking analysis of the detailed element of the scheme, a further study of the indicative daylight / sunlight levels within the outline

massing has been considered. The assessment is in the form of façade studies are these can be found at appendix 3 of this report.

6.19. The façade studies show the majority of areas are likely to achieve high levels of daylight / sunlight. There are some constrained areas along the façades, the worst of which being to flank walls between blocks, however with considered design in regard to the daylight / sunlight it will be possible to achieve high levels of overall compliance with the BRE criteria.

#### 6.20. **Overshadowing**

6.21. The proposal includes external amenity spaces which have been assessed in line with the BRE criteria. The detailed results of this assessment can be found at appendix 4 of this report.

6.22. The proposal has been designed to allow suitable light penetration to amenity areas where possible.

6.23. The assessment has shown that 14 of the 20 amenity areas would experience direct sunlight across more than 50% of their area for 2 hours or more on the 21st of March. As such, six areas would not achieve the target and these areas are identified as amenity areas 5, 6, 8, and 10 within the detailed element of the scheme (East of Ship Lane), and 2P2, 5P2 within the outline element of the scheme (West of Ship Lane). The results for proposed amenity areas 5, 10 and 5P2 of the Development show levels just below the 50% target, with at least c.42% of the area achieving 2 hours of direct sunlight. In addition to undertaking an assessment to show the areas that achieve 2 hours of sunlight, a graded assessment showing the areas that achieve between 0 – 2 hours of sunlight. The results show that whilst these areas may not achieve 2 hours of direct sunlight, at least half of each of these areas would receive a level of direct sunlight on the 21st March.

6.24.18.2 The remaining three amenity areas, being 6 and 8 (within the detailed element of the Development) and 2P2 within the outline element of the scheme show levels of 37.1%, 9.3% and 40.4% respectively. As mentioned above, a graded study has also been undertaken. The results show that approximately half of the areas with sunlight below 2 hours would achieve at least 1 hour. Whilst these results indicate deviations from the suggested targets, the areas would achieve partial sunlight which would benefit the future occupiers.

6.25.18.3 With only a small number of areas showing deviations from the suggested targets, the results should be considered in line with the overall intentions of the BRE criteria.

## 7. Conclusions

- 7.1. The quality of daylight amenity within the proposed accommodation has been assessed using the ADF assessment as recommended within the BRE document 'Site layout planning' and the British Standard document BS8206 pt2.
- 7.2. Considered daylight design has been utilised to maximise daylight levels where possible and isolate any adverse levels accordingly.
- 7.3. The results of this assessment have shown that provision of daylight within the proposal is very high with c.91% of all rooms within the buildings meeting or exceeding the BRE targets well in excess of the levels. There are incidences where the levels are below the suggested targets, however these are primarily due to overhanging balconies and wider site constraints.
- 7.4. As would be expected for a scheme of this size, the results of the sunlight assessment (APSH) have shown that in some instances direct sunlight to the window face will be limited. The results for the most constrained rooms on the lowest floors show c.63% of rooms achieve compliance with the BRE criteria. This is usual for a scheme of this type where the orientation of the site dictates east – west units.
- 7.5. The results of the overshadowing assessment indicates 70% of amenity spaces assessed achieve direct sunlight levels in line with the BRE criteria. Whilst there are areas below the suggested targets, these areas will receive some direct sunlight for part of the day.
- 7.6. Façade studies showing the indicative daylight / sunlight levels within the outline scheme shows that a good rate of compliance can be achieved through considered design.
- 7.7. The BRE guide gives the following statement in its introduction, which is repeated at various points through the document: -

*"The advice given here is not mandatory and the document should not be seen as an instrument of planning policy. Its aim is to help rather than constrain the designer. Although it gives numerical guidelines, these should be interpreted flexibly because natural lighting is only one of many factors in site layout design..."*
- 7.8. In light of this we feel that the provision of daylight within the proposed units is in accordance with the intentions of the BRE guidance and therefore local planning policy.



# Appendix 1

**Drawings**

Sources of information

**APR SERVICES**  
 Topographical Survey.pdf  
 Received 22/09/2016

**Cloud10**  
 Stag Brewery East end 15-09-16.dwg  
 11263\_Stag Brewery\_MASTER.dwg  
 Stag Brewery West end 22-09-16 Pt1.dwg  
 Stag Brewery West end 23-09-16.dwg  
 The Ship PH.dwg  
 Jolly Gardeners.dwg  
 Received 11/10/2016

**SQUIRE & PARTNERS**  
 16019\_171026\_3DView-{3D-kho}\_Metres.dwg  
 G200\_B03\_P\_00\_002.dwg  
 G200\_B03\_P\_TY\_002.dwg  
 G200\_B04\_P\_01\_002.dwg  
 G200\_B04\_P\_02\_002.dwg  
 G200\_B06\_P\_TY\_002.dwg  
 G200\_B09\_P\_TY\_002.dwg  
 G200\_B10\_P\_TY\_002.dwg  
 G200\_B11\_P\_TY\_002.dwg  
 G200\_B12\_P\_00\_002.dwg  
 G200\_B12\_P\_TY\_002.dwg  
 Received 26/10/2017

3DView-{3D-kh}.dwg  
 Received 04/01/2018

C645\_B02\_P\_00\_001.dwg  
 C645\_B02\_P\_TY\_001.dwg  
 C645\_B07\_P\_00\_001.dwg  
 C645\_B07\_P\_TY\_001.dwg  
 C645\_B08\_P\_00\_001.dwg  
 C645\_B08\_P\_TY\_001.dwg  
 C645\_Z3\_P\_00\_001.dwg  
 C645\_Z3\_P\_01\_001.dwg  
 C645\_Z3\_P\_02\_001.dwg  
 Received 18/01/2018

**EB7 Ltd**  
 Site Photographs  
 Ordnance Survey



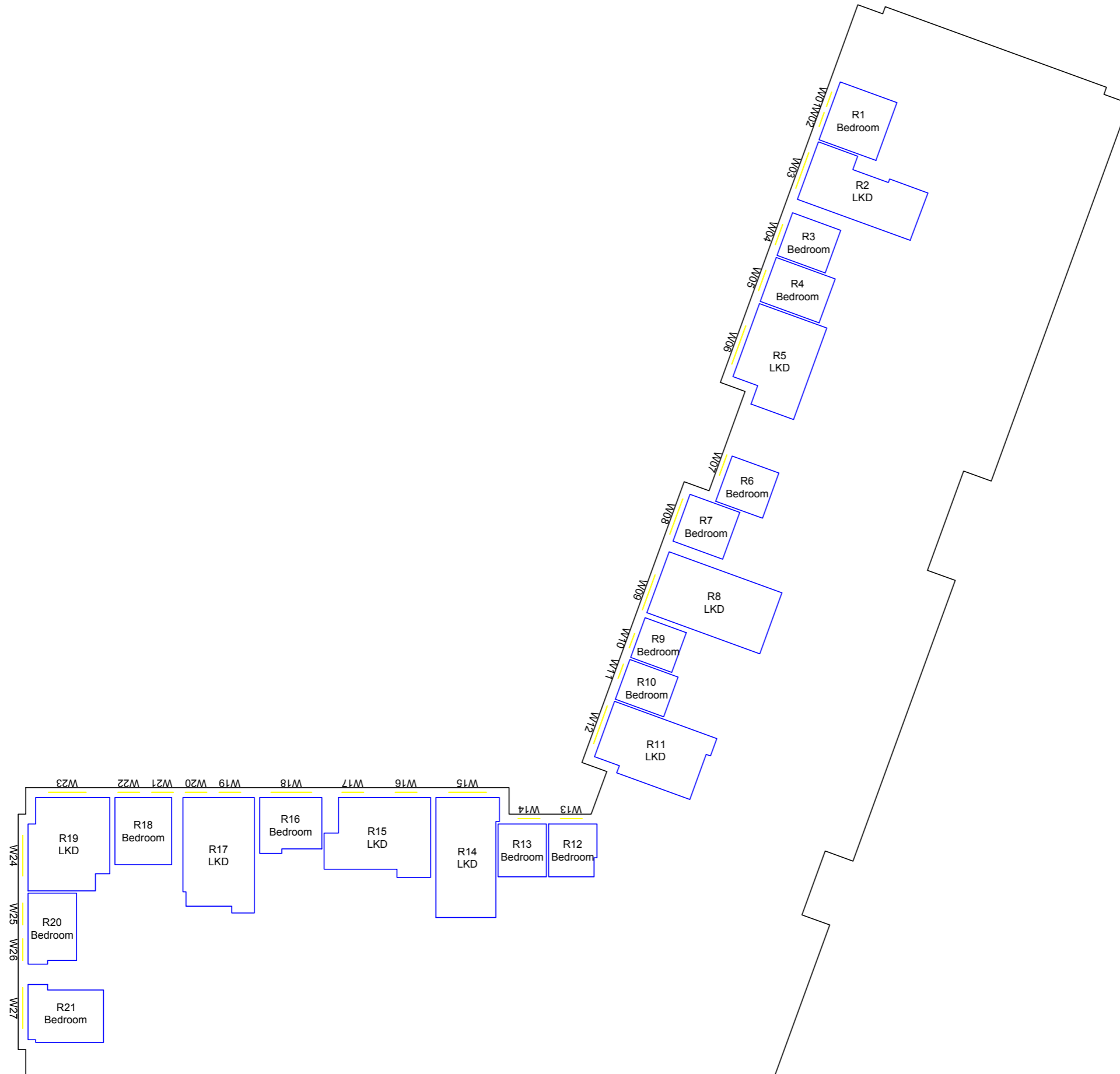
Project The Stag Brewery  
 SW14 7ET  
 London

Title B2  
 Ground Floor  
 Room Layout

Drawn YH Checked --

Date 06/02/2018 Rel no. 04

Drawing no. 2201-ID01



Sources of information

**APR SERVICES**

Topographical Survey.pdf  
 Received 22/09/2016

**Cloud10**

Stag Brewery East end 15-09-16.dwg  
 11263\_Stag Brewery\_MASTER.dwg  
 Stag Brewery West end 22-09-16 Pt1.dwg  
 Stag Brewery West end 23-09-16.dwg  
 The Ship PH.dwg  
 Jolly Gardeners.dwg  
 Received 11/10/2016

**SQUIRE & PARTNERS**

16019\_171026\_3DView-{3D-kho}\_Metres.dwg  
 G200\_B03\_P\_00\_002.dwg  
 G200\_B03\_P\_TY\_002.dwg  
 G200\_B04\_P\_01\_002.dwg  
 G200\_B04\_P\_02\_002.dwg  
 G200\_B06\_P\_TY\_002.dwg  
 G200\_B09\_P\_TY\_002.dwg  
 G200\_B10\_P\_TY\_002.dwg  
 G200\_B11\_P\_TY\_002.dwg  
 G200\_B12\_P\_00\_002.dwg  
 G200\_B12\_P\_TY\_002.dwg  
 Received 26/10/2017

3DView-{3D-kh}.dwg  
 Received 04/01/2018

C645\_B02\_P\_00\_001.dwg  
 C645\_B02\_P\_TY\_001.dwg  
 C645\_B07\_P\_00\_001.dwg  
 C645\_B07\_P\_TY\_001.dwg  
 C645\_B08\_P\_00\_001.dwg  
 C645\_B08\_P\_TY\_001.dwg  
 C645\_Z3\_P\_00\_001.dwg  
 C645\_Z3\_P\_01\_001.dwg  
 C645\_Z3\_P\_02\_001.dwg  
 Received 18/01/2018

**EB7 Ltd**

Site Photographs  
 Ordnance Survey

NORTH



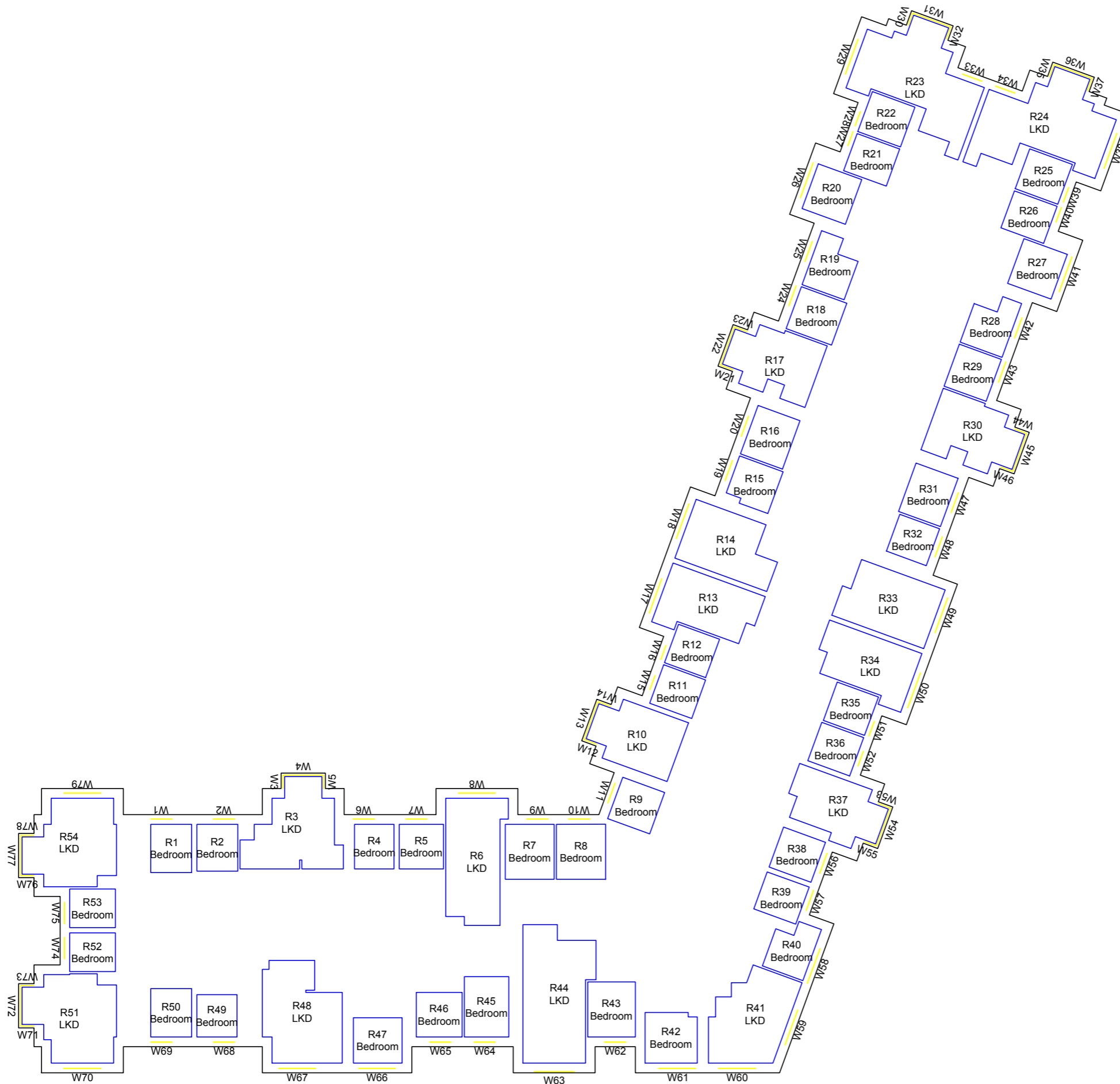
Project The Stag Brewery  
 SW14 7ET  
 London

Title B2  
 Typical Layout  
 Room Layout

Drawn YH Checked --

Date 06/02/2018 Rel no. 04

Drawing no. 2201-ID02



Sources of information

**APR SERVICES**

Topographical Survey.pdf  
 Received 22/09/2016

**Cloud10**

Stag Brewery East end 15-09-16.dwg  
 11263\_Stag Brewery\_MASTER.dwg  
 Stag Brewery West end 22-09-16 Pt1.dwg  
 Stag Brewery West end 23-09-16.dwg  
 The Ship PH.dwg  
 Jolly Gardeners.dwg  
 Received 11/10/2016

**SQUIRE & PARTNERS**

16019\_171026\_3DView-{3D-kho}\_Metres.dwg  
 G200\_B03\_P\_00\_002.dwg  
 G200\_B03\_P\_TY\_002.dwg  
 G200\_B04\_P\_01\_002.dwg  
 G200\_B04\_P\_02\_002.dwg  
 G200\_B06\_P\_TY\_002.dwg  
 G200\_B09\_P\_TY\_002.dwg  
 G200\_B10\_P\_TY\_002.dwg  
 G200\_B11\_P\_TY\_002.dwg  
 G200\_B12\_P\_00\_002.dwg  
 G200\_B12\_P\_TY\_002.dwg  
 Received 26/10/2017

3DView-{3D-kh}.dwg  
 Received 04/01/2018

C645\_B02\_P\_00\_001.dwg  
 C645\_B02\_P\_TY\_001.dwg  
 C645\_B07\_P\_00\_001.dwg  
 C645\_B07\_P\_TY\_001.dwg  
 C645\_B08\_P\_00\_001.dwg  
 C645\_B08\_P\_TY\_001.dwg  
 C645\_Z3\_P\_00\_001.dwg  
 C645\_Z3\_P\_01\_001.dwg  
 C645\_Z3\_P\_02\_001.dwg  
 Received 18/01/2018

**EB7 Ltd**

Site Photographs  
 Ordnance Survey

NORTH



Project The Stag Brewery  
 SW14 7ET  
 London

Title B3  
 Ground Floor  
 Room Layout

Drawn YH Checked --

Date 06/02/2018 Rel no. 04

Drawing no. 2201-ID03



Sources of information

**APR SERVICES**

Topographical Survey.pdf  
 Received 22/09/2016

**Cloud10**

Stag Brewery East end 15-09-16.dwg  
 11263\_Stag Brewery\_MASTER.dwg  
 Stag Brewery West end 22-09-16 Pt1.dwg  
 Stag Brewery West end 23-09-16.dwg  
 The Ship PH.dwg  
 Jolly Gardeners.dwg  
 Received 11/10/2016

**SQUIRE & PARTNERS**

16019\_171026\_3DView-(3D-kho)\_Metres.dwg  
 G200\_B03\_P\_00\_002.dwg  
 G200\_B03\_P\_TY\_002.dwg  
 G200\_B04\_P\_01\_002.dwg  
 G200\_B04\_P\_02\_002.dwg  
 G200\_B06\_P\_TY\_002.dwg  
 G200\_B09\_P\_TY\_002.dwg  
 G200\_B10\_P\_TY\_002.dwg  
 G200\_B11\_P\_TY\_002.dwg  
 G200\_B12\_P\_00\_002.dwg  
 G200\_B12\_P\_TY\_002.dwg  
 Received 26/10/2017

3DView-(3D-kh).dwg  
 Received 04/01/2018

C645\_B02\_P\_00\_001.dwg  
 C645\_B02\_P\_TY\_001.dwg  
 C645\_B07\_P\_00\_001.dwg  
 C645\_B07\_P\_TY\_001.dwg  
 C645\_B08\_P\_00\_001.dwg  
 C645\_B08\_P\_TY\_001.dwg  
 C645\_Z3\_P\_00\_001.dwg  
 C645\_Z3\_P\_01\_001.dwg  
 C645\_Z3\_P\_02\_001.dwg  
 Received 18/01/2018

**EB7 Ltd**

Site Photographs  
 Ordnance Survey

NORTH



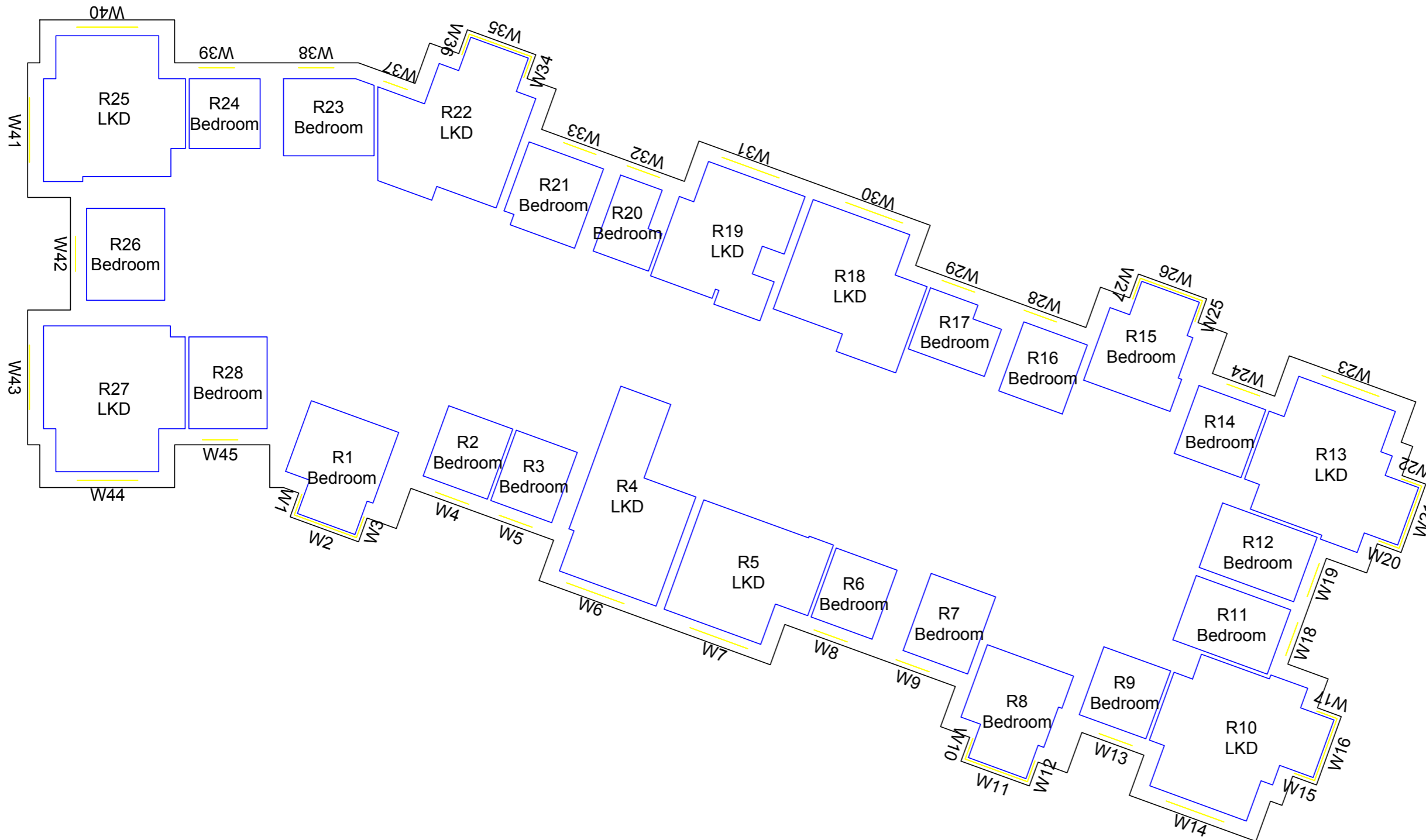
Project The Stag Brewery  
 SW14 7ET  
 London

Title B3  
 Typical Layout  
 Room Layout

Drawn YH Checked --

Date 06/02/2018 Rel no. 04

Drawing no. 2201-ID04





Sources of information

**APR SERVICES**

Topographical Survey.pdf  
 Received 22/09/2016

**Cloud10**

Stag Brewery East end 15-09-16.dwg  
 11263\_Stag Brewery\_MASTER.dwg  
 Stag Brewery West end 22-09-16 Pt1.dwg  
 Stag Brewery West end 23-09-16.dwg  
 The Ship PH.dwg  
 Jolly Gardeners.dwg  
 Received 11/10/2016

**SQUIRE & PARTNERS**

16019\_171026\_3DView-{3D-kho}\_Metres.dwg  
 G200\_B03\_P\_00\_002.dwg  
 G200\_B03\_P\_TY\_002.dwg  
 G200\_B04\_P\_01\_002.dwg  
 G200\_B04\_P\_02\_002.dwg  
 G200\_B06\_P\_TY\_002.dwg  
 G200\_B09\_P\_TY\_002.dwg  
 G200\_B10\_P\_TY\_002.dwg  
 G200\_B11\_P\_TY\_002.dwg  
 G200\_B12\_P\_00\_002.dwg  
 G200\_B12\_P\_TY\_002.dwg  
 Received 26/10/2017

3DView-{3D-kh}.dwg  
 Received 04/01/2018

C645\_B02\_P\_00\_001.dwg  
 C645\_B02\_P\_TY\_001.dwg  
 C645\_B07\_P\_00\_001.dwg  
 C645\_B07\_P\_TY\_001.dwg  
 C645\_B08\_P\_00\_001.dwg  
 C645\_B08\_P\_TY\_001.dwg  
 C645\_Z3\_P\_00\_001.dwg  
 C645\_Z3\_P\_01\_001.dwg  
 C645\_Z3\_P\_02\_001.dwg  
 Received 18/01/2018

**EB7 Ltd**

Site Photographs  
 Ordnance Survey

NORTH



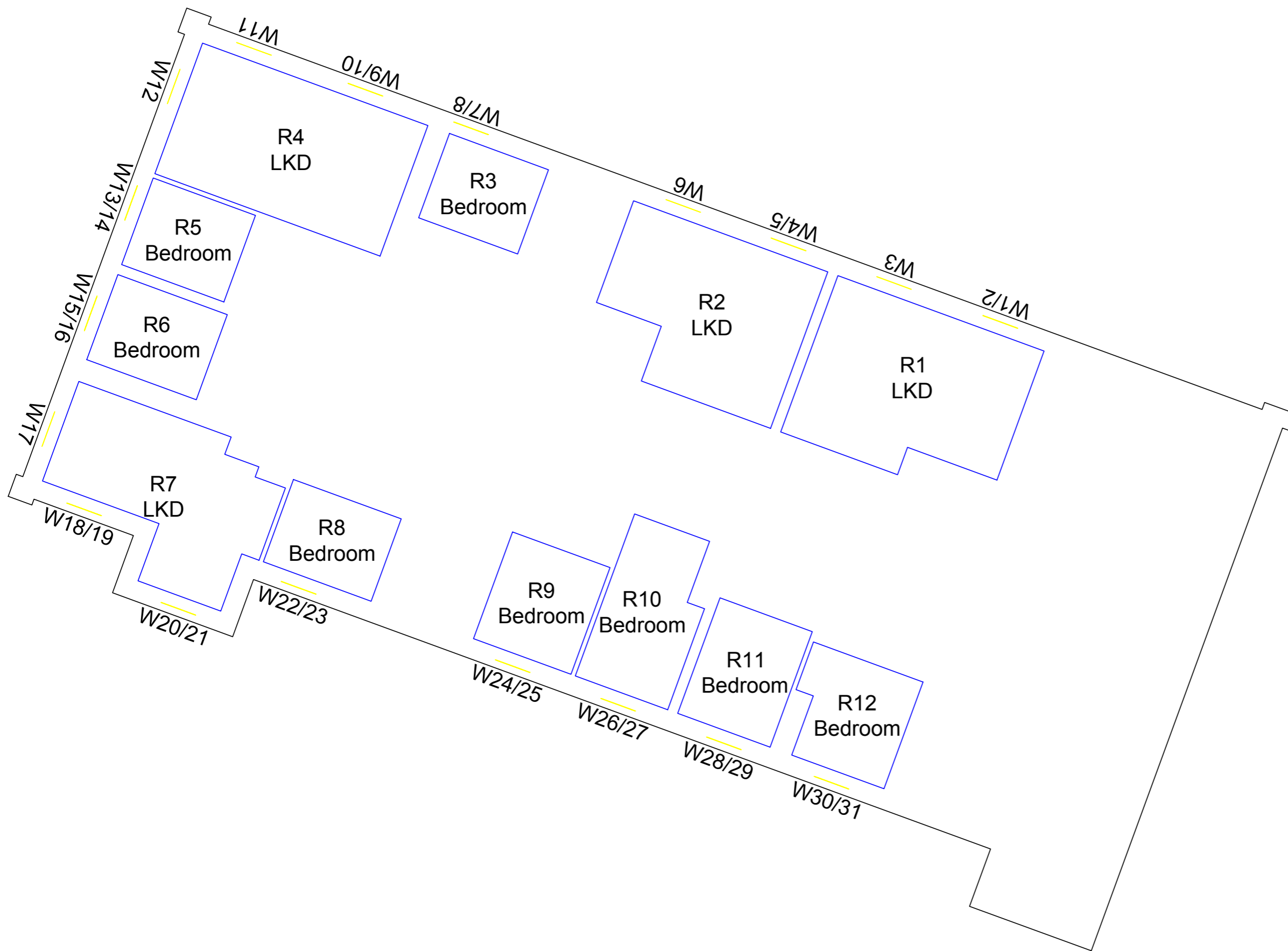
Project The Stag Brewery  
 SW14 7ET  
 London

Title B4  
 First Floor  
 Room Layout

Drawn YH Checked --

Date 06/02/2018 Rel no. 04

Drawing no. 2201-ID05



Sources of information

**APR SERVICES**

Topographical Survey.pdf  
 Received 22/09/2016

**Cloud10**

Stag Brewery East end 15-09-16.dwg  
 11263\_Stag Brewery\_MASTER.dwg  
 Stag Brewery West end 22-09-16 Pt1.dwg  
 Stag Brewery West end 23-09-16.dwg  
 The Ship PH.dwg  
 Jolly Gardeners.dwg  
 Received 11/10/2016

**SQUIRE & PARTNERS**

16019\_171026\_3DView-{3D-kho}\_Metres.dwg  
 G200\_B03\_P\_00\_002.dwg  
 G200\_B03\_P\_TY\_002.dwg  
 G200\_B04\_P\_01\_002.dwg  
 G200\_B04\_P\_02\_002.dwg  
 G200\_B06\_P\_TY\_002.dwg  
 G200\_B09\_P\_TY\_002.dwg  
 G200\_B10\_P\_TY\_002.dwg  
 G200\_B11\_P\_TY\_002.dwg  
 G200\_B12\_P\_00\_002.dwg  
 G200\_B12\_P\_TY\_002.dwg  
 Received 26/10/2017

3DView-{3D-kh}.dwg  
 Received 04/01/2018

C645\_B02\_P\_00\_001.dwg  
 C645\_B02\_P\_TY\_001.dwg  
 C645\_B07\_P\_00\_001.dwg  
 C645\_B07\_P\_TY\_001.dwg  
 C645\_B08\_P\_00\_001.dwg  
 C645\_B08\_P\_TY\_001.dwg  
 C645\_Z3\_P\_00\_001.dwg  
 C645\_Z3\_P\_01\_001.dwg  
 C645\_Z3\_P\_02\_001.dwg  
 Received 18/01/2018

**EB7 Ltd**

Site Photographs  
 Ordnance Survey

NORTH



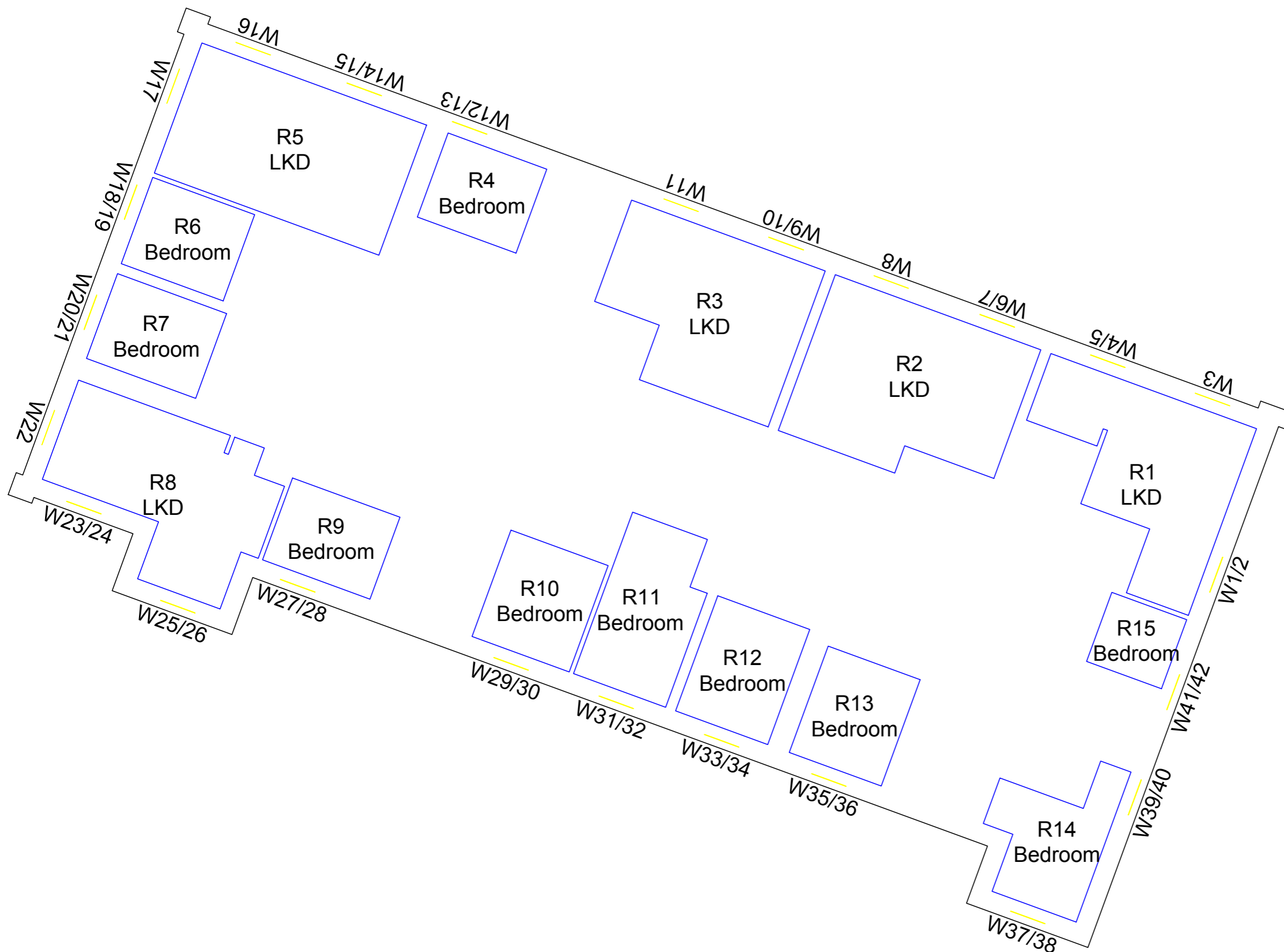
Project The Stag Brewery  
 SW14 7ET  
 London

Title B4  
 Second Floor  
 Room Layout

Drawn YH Checked --

Date 06/02/2018 Rel no. 04

Drawing no. 2201-ID06



Sources of information

**APR SERVICES**

Topographical Survey.pdf  
 Received 22/09/2016

**Cloud10**

Stag Brewery East end 15-09-16.dwg  
 11263\_Stag Brewery\_MASTER.dwg  
 Stag Brewery West end 22-09-16 Pt1.dwg  
 Stag Brewery West end 23-09-16.dwg  
 The Ship PH.dwg  
 Jolly Gardeners.dwg  
 Received 11/10/2016

**SQUIRE & PARTNERS**

16019\_171026\_3DView-{3D-kho}\_Metres.dwg  
 G200\_B03\_P\_00\_002.dwg  
 G200\_B03\_P\_TY\_002.dwg  
 G200\_B04\_P\_01\_002.dwg  
 G200\_B04\_P\_02\_002.dwg  
 G200\_B06\_P\_TY\_002.dwg  
 G200\_B09\_P\_TY\_002.dwg  
 G200\_B10\_P\_TY\_002.dwg  
 G200\_B11\_P\_TY\_002.dwg  
 G200\_B12\_P\_00\_002.dwg  
 G200\_B12\_P\_TY\_002.dwg  
 Received 26/10/2017

3DView-{3D-kh}.dwg  
 Received 04/01/2018

C645\_B02\_P\_00\_001.dwg  
 C645\_B02\_P\_TY\_001.dwg  
 C645\_B07\_P\_00\_001.dwg  
 C645\_B07\_P\_TY\_001.dwg  
 C645\_B08\_P\_00\_001.dwg  
 C645\_B08\_P\_TY\_001.dwg  
 C645\_Z3\_P\_00\_001.dwg  
 C645\_Z3\_P\_01\_001.dwg  
 C645\_Z3\_P\_02\_001.dwg  
 Received 18/01/2018

**EB7 Ltd**

Site Photographs  
 Ordnance Survey

NORTH



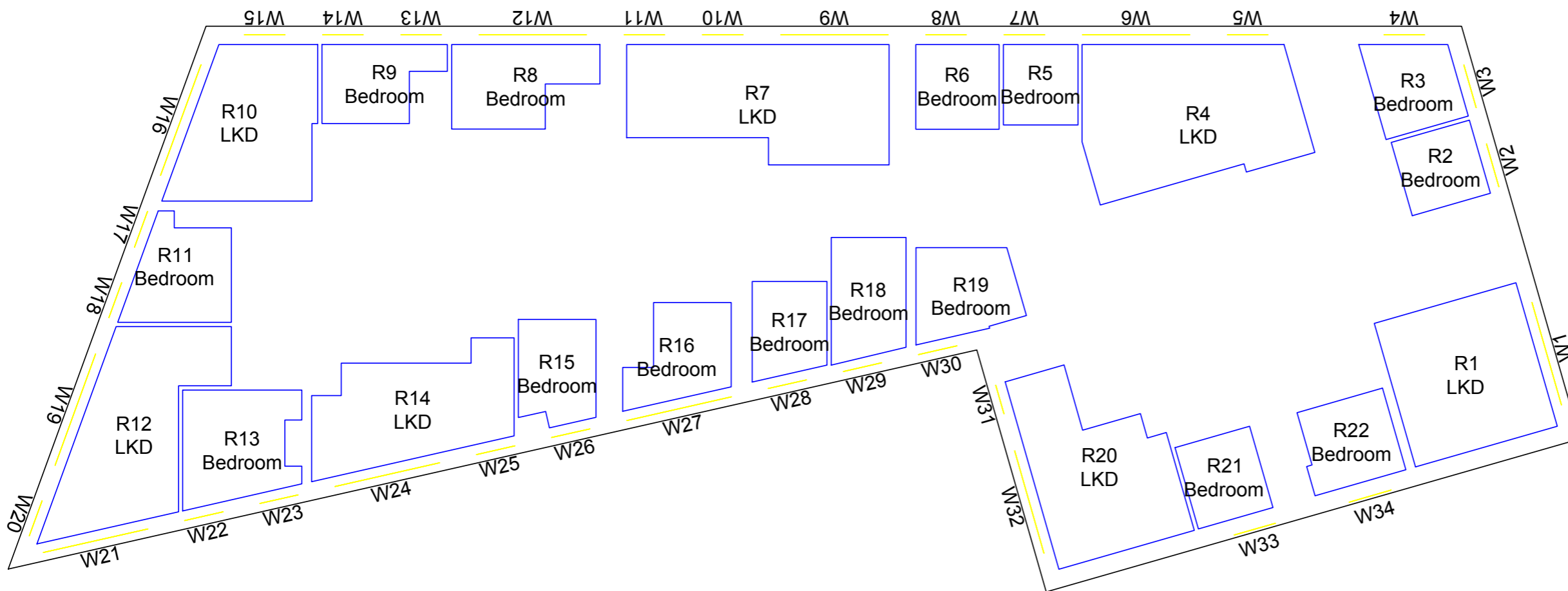
Project The Stag Brewery  
 SW14 7ET  
 London

Title B6  
 Typical Layout  
 Room Layout

Drawn YH Checked --

Date 06/02/2018 Rel no. 04

Drawing no. 2201-ID07



Sources of information

**APR SERVICES**

Topographical Survey.pdf  
 Received 22/09/2016

**Cloud10**

Stag Brewery East end 15-09-16.dwg  
 11263\_Stag Brewery\_MASTER.dwg  
 Stag Brewery West end 22-09-16 Pt1.dwg  
 Stag Brewery West end 23-09-16.dwg  
 The Ship PH.dwg  
 Jolly Gardeners.dwg  
 Received 11/10/2016

**SQUIRE & PARTNERS**

16019\_171026\_3DView-{3D-kho}\_Metres.dwg  
 G200\_B03\_P\_00\_002.dwg  
 G200\_B03\_P\_TY\_002.dwg  
 G200\_B04\_P\_01\_002.dwg  
 G200\_B04\_P\_02\_002.dwg  
 G200\_B06\_P\_TY\_002.dwg  
 G200\_B09\_P\_TY\_002.dwg  
 G200\_B10\_P\_TY\_002.dwg  
 G200\_B11\_P\_TY\_002.dwg  
 G200\_B12\_P\_00\_002.dwg  
 G200\_B12\_P\_TY\_002.dwg  
 Received 26/10/2017

3DView-{3D-kh}.dwg  
 Received 04/01/2018

C645\_B02\_P\_00\_001.dwg  
 C645\_B02\_P\_TY\_001.dwg  
 C645\_B07\_P\_00\_001.dwg  
 C645\_B07\_P\_TY\_001.dwg  
 C645\_B08\_P\_00\_001.dwg  
 C645\_B08\_P\_TY\_001.dwg  
 C645\_Z3\_P\_00\_001.dwg  
 C645\_Z3\_P\_01\_001.dwg  
 C645\_Z3\_P\_02\_001.dwg  
 Received 18/01/2018

**EB7 Ltd**

Site Photographs  
 Ordnance Survey

NORTH



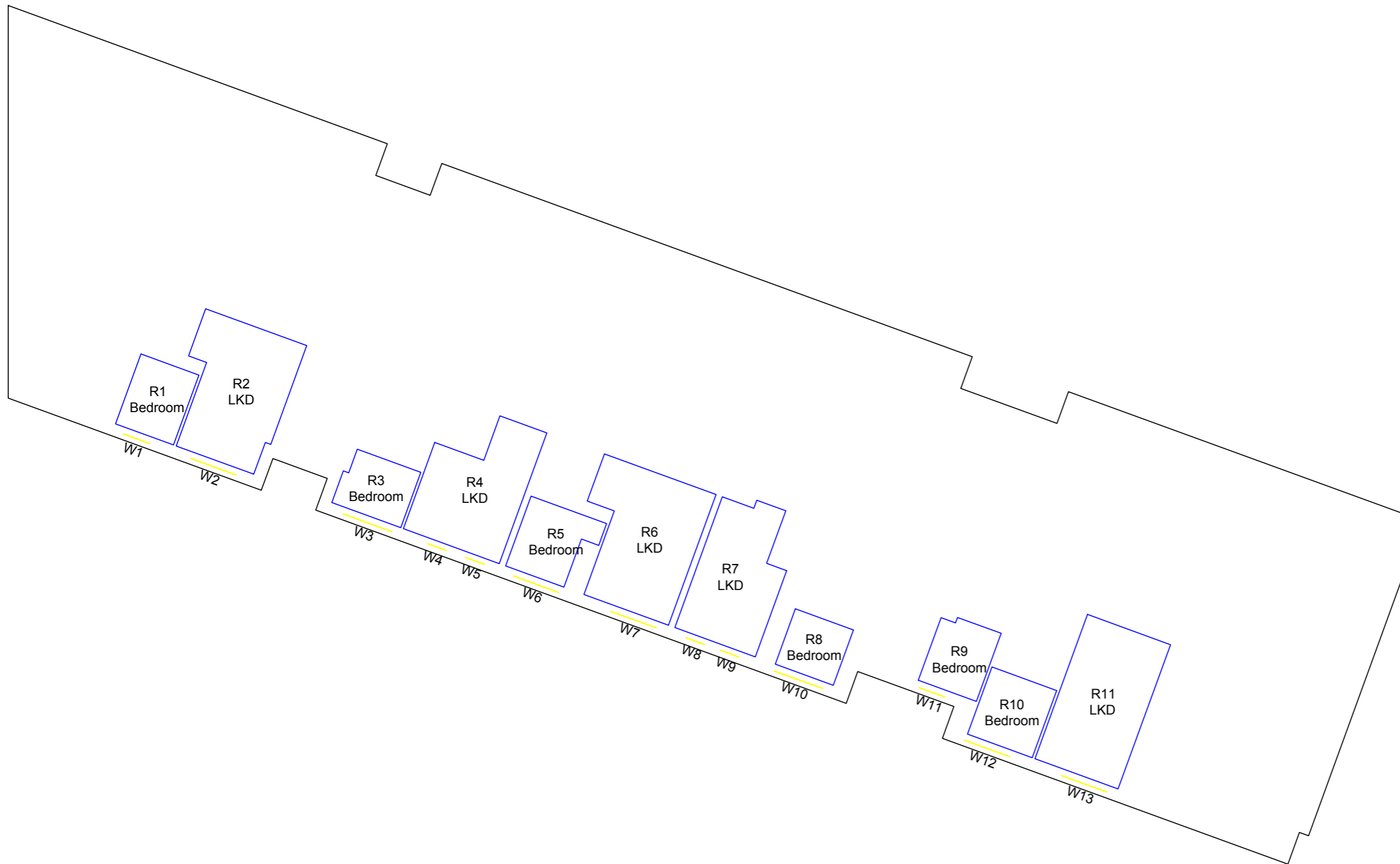
Project The Stag Brewery  
 SW14 7ET  
 London

Title B7  
 Ground Floor  
 Room Layout

Drawn YH Checked --

Date 06/02/2018 Rel no. 04

Drawing no. 2201-ID08



Sources of information

**APR SERVICES**

Topographical Survey.pdf  
 Received 22/09/2016

**Cloud10**

Stag Brewery East end 15-09-16.dwg  
 11263\_Stag Brewery\_MASTER.dwg  
 Stag Brewery West end 22-09-16 Pt1.dwg  
 Stag Brewery West end 23-09-16.dwg  
 The Ship PH.dwg  
 Jolly Gardeners.dwg  
 Received 11/10/2016

**SQUIRE & PARTNERS**

16019\_171026\_3DView-(3D-kho)\_Metres.dwg  
 G200\_B03\_P\_00\_002.dwg  
 G200\_B03\_P\_TY\_002.dwg  
 G200\_B04\_P\_01\_002.dwg  
 G200\_B04\_P\_02\_002.dwg  
 G200\_B06\_P\_TY\_002.dwg  
 G200\_B09\_P\_TY\_002.dwg  
 G200\_B10\_P\_TY\_002.dwg  
 G200\_B11\_P\_TY\_002.dwg  
 G200\_B12\_P\_00\_002.dwg  
 G200\_B12\_P\_TY\_002.dwg  
 Received 26/10/2017

3DView-{3D-kh}.dwg  
 Received 04/01/2018

C645\_B02\_P\_00\_001.dwg  
 C645\_B02\_P\_TY\_001.dwg  
 C645\_B07\_P\_00\_001.dwg  
 C645\_B07\_P\_TY\_001.dwg  
 C645\_B08\_P\_00\_001.dwg  
 C645\_B08\_P\_TY\_001.dwg  
 C645\_Z3\_P\_00\_001.dwg  
 C645\_Z3\_P\_01\_001.dwg  
 C645\_Z3\_P\_02\_001.dwg  
 Received 18/01/2018

**EB7 Ltd**

Site Photographs  
 Ordnance Survey

NORTH



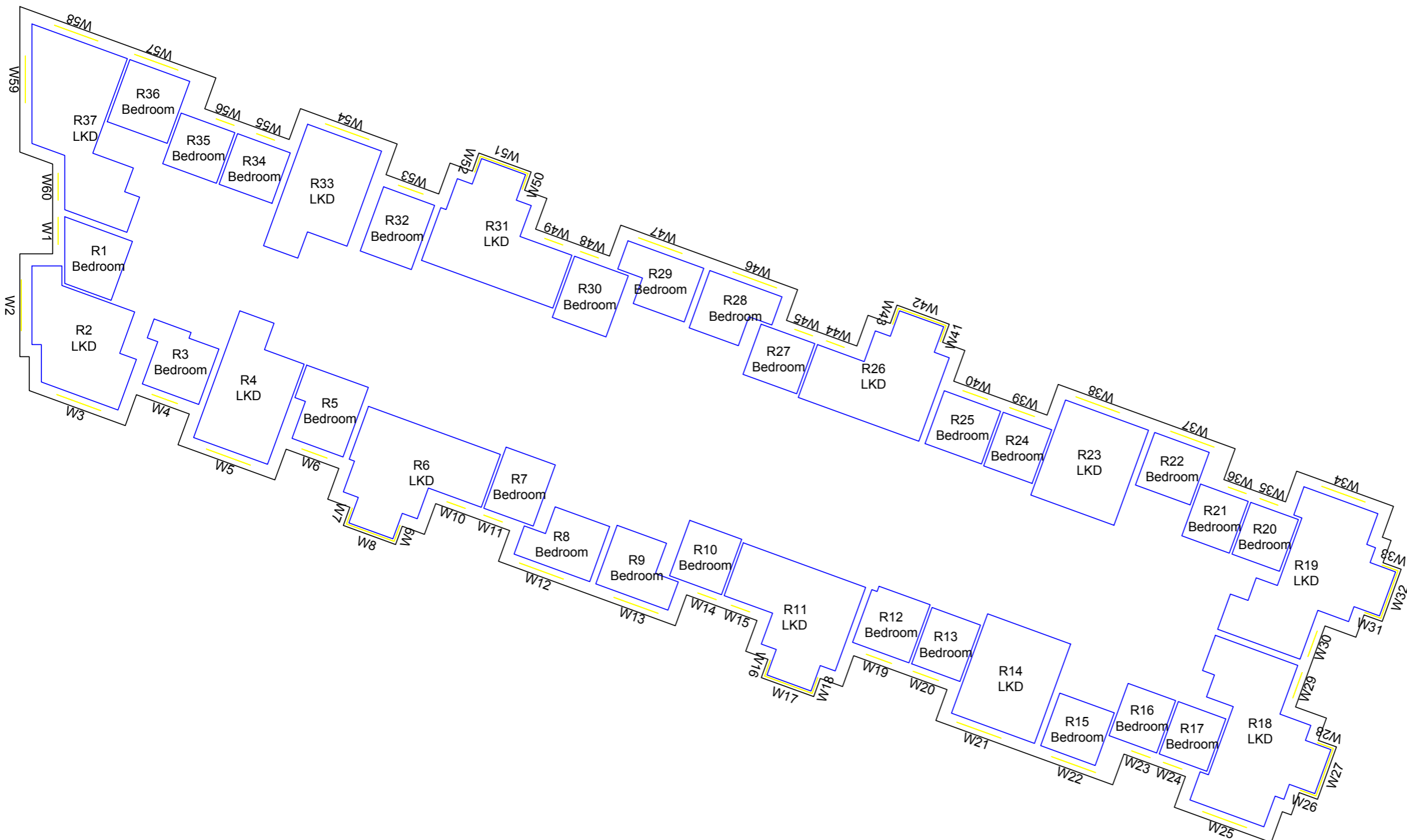
Project The Stag Brewery  
 SW14 7ET  
 London

Title B7  
 Typical Layout  
 Room Layout

Drawn YH Checked --

Date 06/02/2018 Rel no. 04

Drawing no. 2201-ID09



Sources of information

**APR SERVICES**

Topographical Survey.pdf  
 Received 22/09/2016

**Cloud10**

Stag Brewery East end 15-09-16.dwg  
 11263\_Stag Brewery\_MASTER.dwg  
 Stag Brewery West end 22-09-16 Pt1.dwg  
 Stag Brewery West end 23-09-16.dwg  
 The Ship PH.dwg  
 Jolly Gardeners.dwg  
 Received 11/10/2016

**SQUIRE & PARTNERS**

16019\_171026\_3DView-{3D-kho)\_Metres.dwg  
 G200\_B03\_P\_00\_002.dwg  
 G200\_B03\_P\_TY\_002.dwg  
 G200\_B04\_P\_01\_002.dwg  
 G200\_B04\_P\_02\_002.dwg  
 G200\_B06\_P\_TY\_002.dwg  
 G200\_B09\_P\_TY\_002.dwg  
 G200\_B10\_P\_TY\_002.dwg  
 G200\_B11\_P\_TY\_002.dwg  
 G200\_B12\_P\_00\_002.dwg  
 G200\_B12\_P\_TY\_002.dwg  
 Received 26/10/2017

3DView-{3D-kh).dwg  
 Received 04/01/2018

C645\_B02\_P\_00\_001.dwg  
 C645\_B02\_P\_TY\_001.dwg  
 C645\_B07\_P\_00\_001.dwg  
 C645\_B07\_P\_TY\_001.dwg  
 C645\_B08\_P\_00\_001.dwg  
 C645\_B08\_P\_TY\_001.dwg  
 C645\_Z3\_P\_00\_001.dwg  
 C645\_Z3\_P\_01\_001.dwg  
 C645\_Z3\_P\_02\_001.dwg  
 Received 18/01/2018

**EB7 Ltd**

Site Photographs  
 Ordnance Survey

NORTH



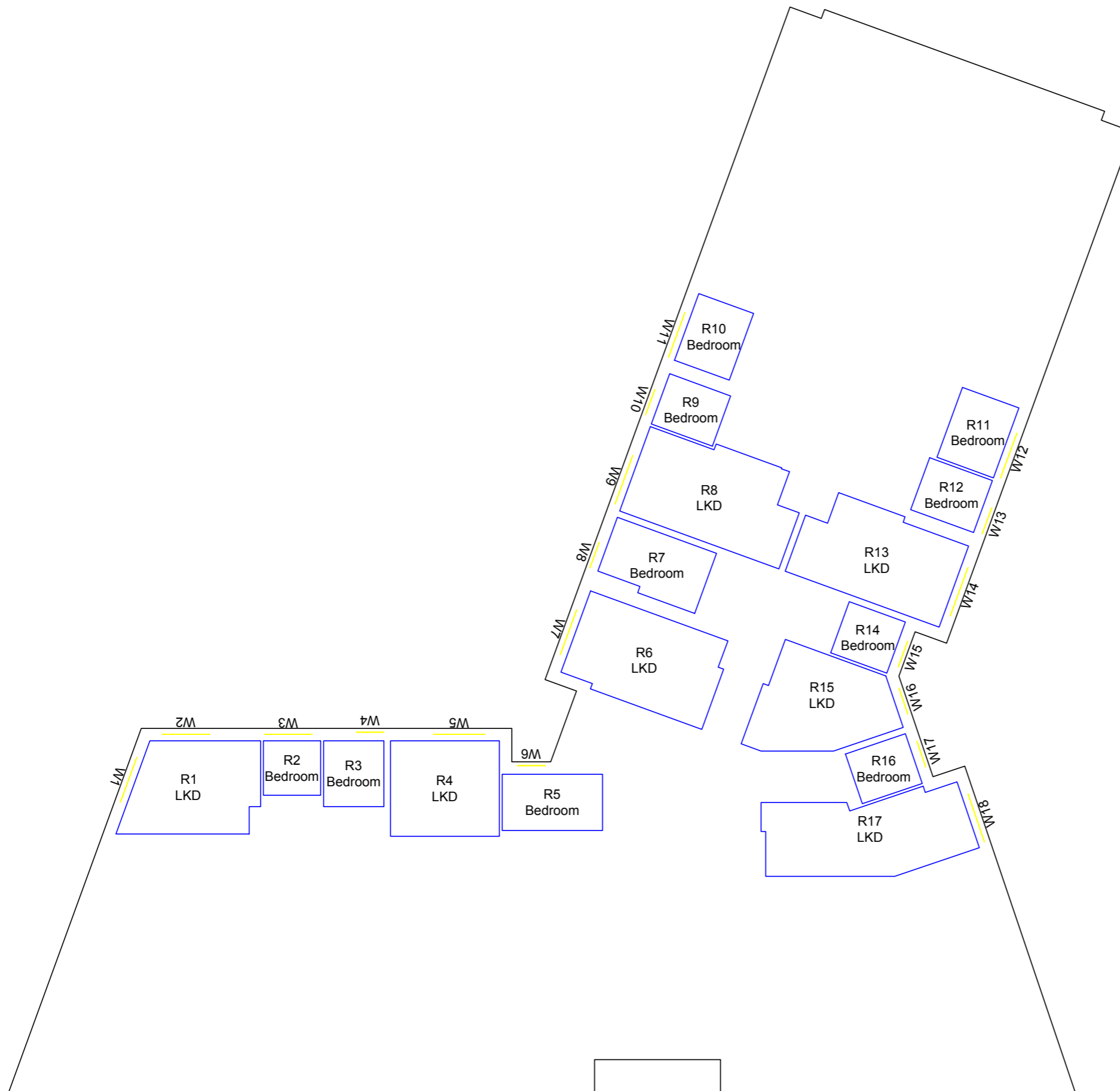
Project The Stag Brewery  
 SW14 7ET  
 London

Title B8  
 Ground Floor  
 Room Layout

Drawn YH Checked --

Date 06/02/2018 Rel no. 04

Drawing no. 2201-ID10



Sources of information

**APR SERVICES**

Topographical Survey.pdf  
 Received 22/09/2016

**Cloud10**

Stag Brewery East end 15-09-16.dwg  
 11263\_Stag Brewery\_MASTER.dwg  
 Stag Brewery West end 22-09-16 Pt1.dwg  
 Stag Brewery West end 23-09-16.dwg  
 The Ship PH.dwg  
 Jolly Gardeners.dwg  
 Received 11/10/2016

**SQUIRE & PARTNERS**

16019\_171026\_3DView-{3D-kho}\_Metres.dwg  
 G200\_B03\_P\_00\_002.dwg  
 G200\_B03\_P\_TY\_002.dwg  
 G200\_B04\_P\_01\_002.dwg  
 G200\_B04\_P\_02\_002.dwg  
 G200\_B06\_P\_TY\_002.dwg  
 G200\_B09\_P\_TY\_002.dwg  
 G200\_B10\_P\_TY\_002.dwg  
 G200\_B11\_P\_TY\_002.dwg  
 G200\_B12\_P\_00\_002.dwg  
 G200\_B12\_P\_TY\_002.dwg  
 Received 26/10/2017

3DView-{3D-kh}.dwg  
 Received 04/01/2018

C645\_B02\_P\_00\_001.dwg  
 C645\_B02\_P\_TY\_001.dwg  
 C645\_B07\_P\_00\_001.dwg  
 C645\_B07\_P\_TY\_001.dwg  
 C645\_B08\_P\_00\_001.dwg  
 C645\_B08\_P\_TY\_001.dwg  
 C645\_Z3\_P\_00\_001.dwg  
 C645\_Z3\_P\_01\_001.dwg  
 C645\_Z3\_P\_02\_001.dwg  
 Received 18/01/2018

**EB7 Ltd**

Site Photographs  
 Ordnance Survey

NORTH



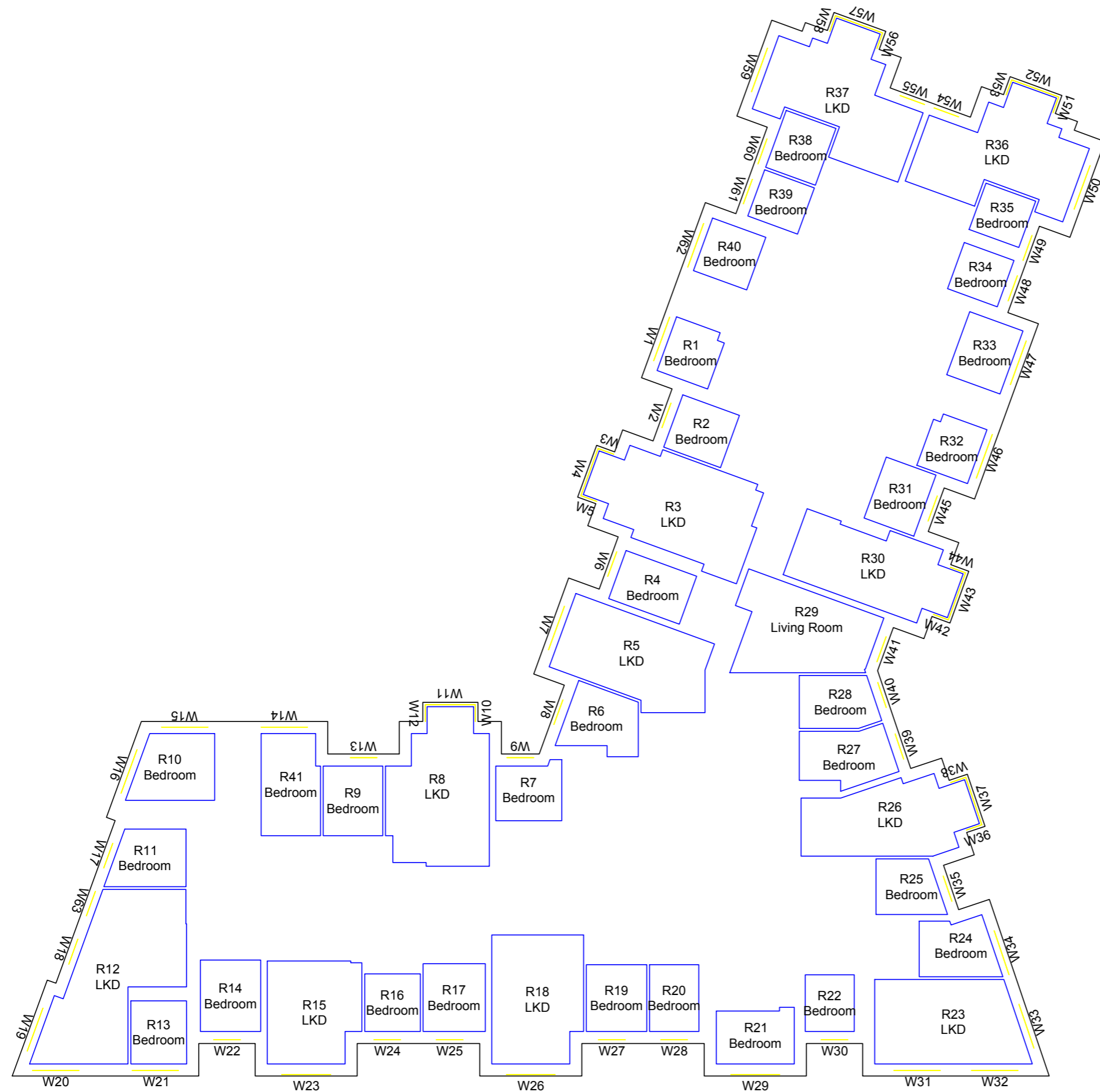
Project The Stag Brewery  
 SW14 7ET  
 London

Title B8  
 Typical Layout  
 Room Layout

Drawn YH Checked --

Date 06/02/2018 Rel no. 04

Drawing no. 2201-ID11



Sources of information

**APR SERVICES**

Topographical Survey.pdf  
 Received 22/09/2016

**Cloud10**

Stag Brewery East end 15-09-16.dwg  
 11263\_Stag Brewery\_MASTER.dwg  
 Stag Brewery West end 22-09-16 Pt1.dwg  
 Stag Brewery West end 23-09-16.dwg  
 The Ship PH.dwg  
 Jolly Gardeners.dwg  
 Received 11/10/2016

**SQUIRE & PARTNERS**

16019\_171026\_3DView-{3D-kho}\_Metres.dwg  
 G200\_B03\_P\_00\_002.dwg  
 G200\_B03\_P\_TY\_002.dwg  
 G200\_B04\_P\_01\_002.dwg  
 G200\_B04\_P\_02\_002.dwg  
 G200\_B06\_P\_TY\_002.dwg  
 G200\_B09\_P\_TY\_002.dwg  
 G200\_B10\_P\_TY\_002.dwg  
 G200\_B11\_P\_TY\_002.dwg  
 G200\_B12\_P\_00\_002.dwg  
 G200\_B12\_P\_TY\_002.dwg  
 Received 26/10/2017

3DView-{3D-kh}.dwg  
 Received 04/01/2018

C645\_B02\_P\_00\_001.dwg  
 C645\_B02\_P\_TY\_001.dwg  
 C645\_B07\_P\_00\_001.dwg  
 C645\_B07\_P\_TY\_001.dwg  
 C645\_B08\_P\_00\_001.dwg  
 C645\_B08\_P\_TY\_001.dwg  
 C645\_Z3\_P\_00\_001.dwg  
 C645\_Z3\_P\_01\_001.dwg  
 C645\_Z3\_P\_02\_001.dwg  
 Received 18/01/2018

**EB7 Ltd**

Site Photographs  
 Ordnance Survey

NORTH



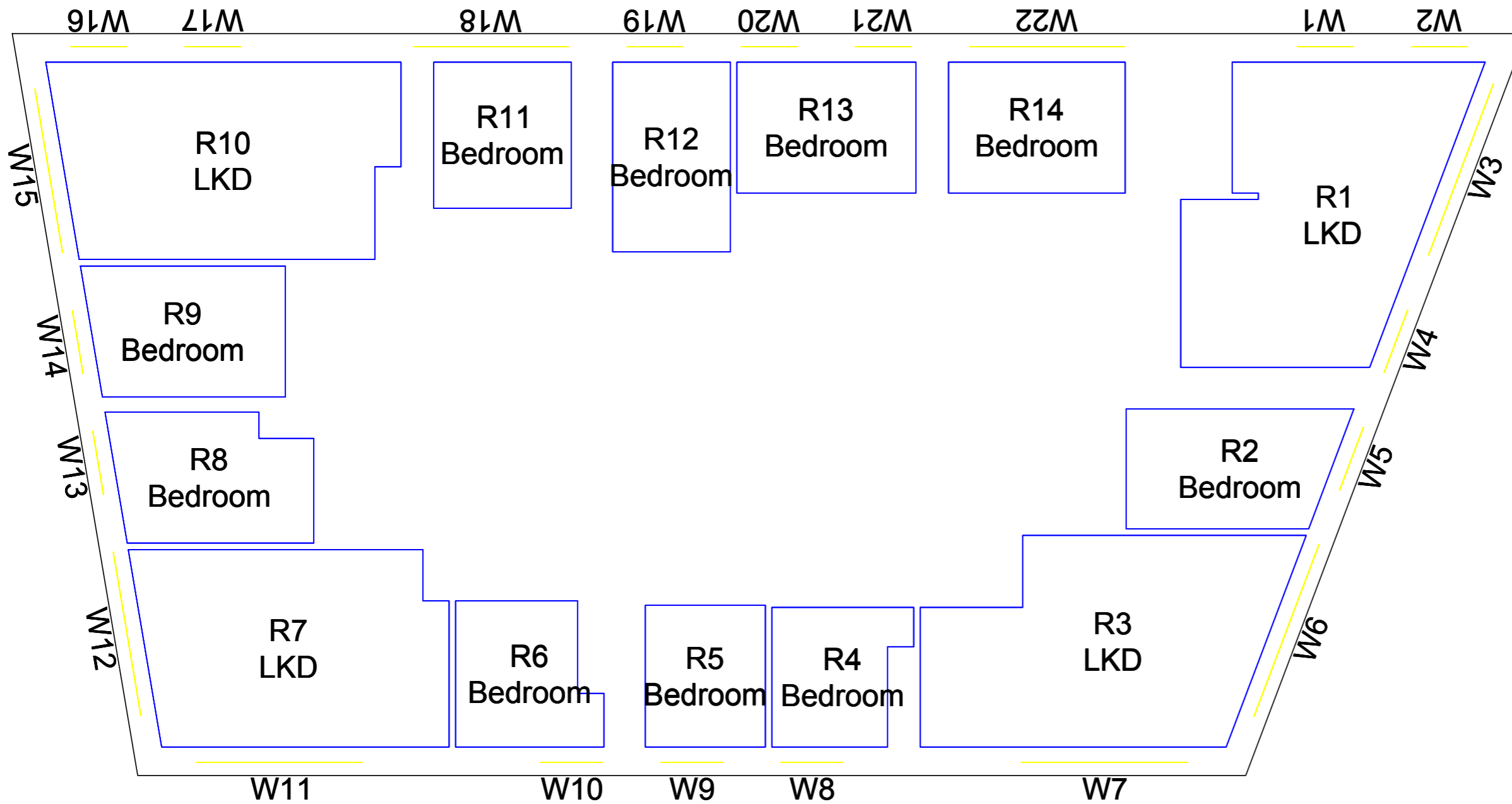
Project The Stag Brewery  
 SW14 7ET  
 London

Title B9  
 Typical Layout  
 Room Layout

Drawn YH Checked --

Date 06/02/2018 Rel no. 04

Drawing no. 2201-ID12





Sources of information

**APR SERVICES**

Topographical Survey.pdf  
 Received 22/09/2016

**Cloud10**

Stag Brewery East end 15-09-16.dwg  
 11263\_Stag Brewery\_MASTER.dwg  
 Stag Brewery West end 22-09-16 Pt1.dwg  
 Stag Brewery West end 23-09-16.dwg  
 The Ship PH.dwg  
 Jolly Gardeners.dwg  
 Received 11/10/2016

**SQUIRE & PARTNERS**

16019\_171026\_3DView-{3D-kho)\_Metres.dwg  
 G200\_B03\_P\_00\_002.dwg  
 G200\_B03\_P\_TY\_002.dwg  
 G200\_B04\_P\_01\_002.dwg  
 G200\_B04\_P\_02\_002.dwg  
 G200\_B06\_P\_TY\_002.dwg  
 G200\_B09\_P\_TY\_002.dwg  
 G200\_B10\_P\_TY\_002.dwg  
 G200\_B11\_P\_TY\_002.dwg  
 G200\_B12\_P\_00\_002.dwg  
 G200\_B12\_P\_TY\_002.dwg  
 Received 26/10/2017

3DView-{3D-kh).dwg  
 Received 04/01/2018

C645\_B02\_P\_00\_001.dwg  
 C645\_B02\_P\_TY\_001.dwg  
 C645\_B07\_P\_00\_001.dwg  
 C645\_B07\_P\_TY\_001.dwg  
 C645\_B08\_P\_00\_001.dwg  
 C645\_B08\_P\_TY\_001.dwg  
 C645\_Z3\_P\_00\_001.dwg  
 C645\_Z3\_P\_01\_001.dwg  
 C645\_Z3\_P\_02\_001.dwg  
 Received 18/01/2018

**EB7 Ltd**

Site Photographs  
 Ordnance Survey

NORTH



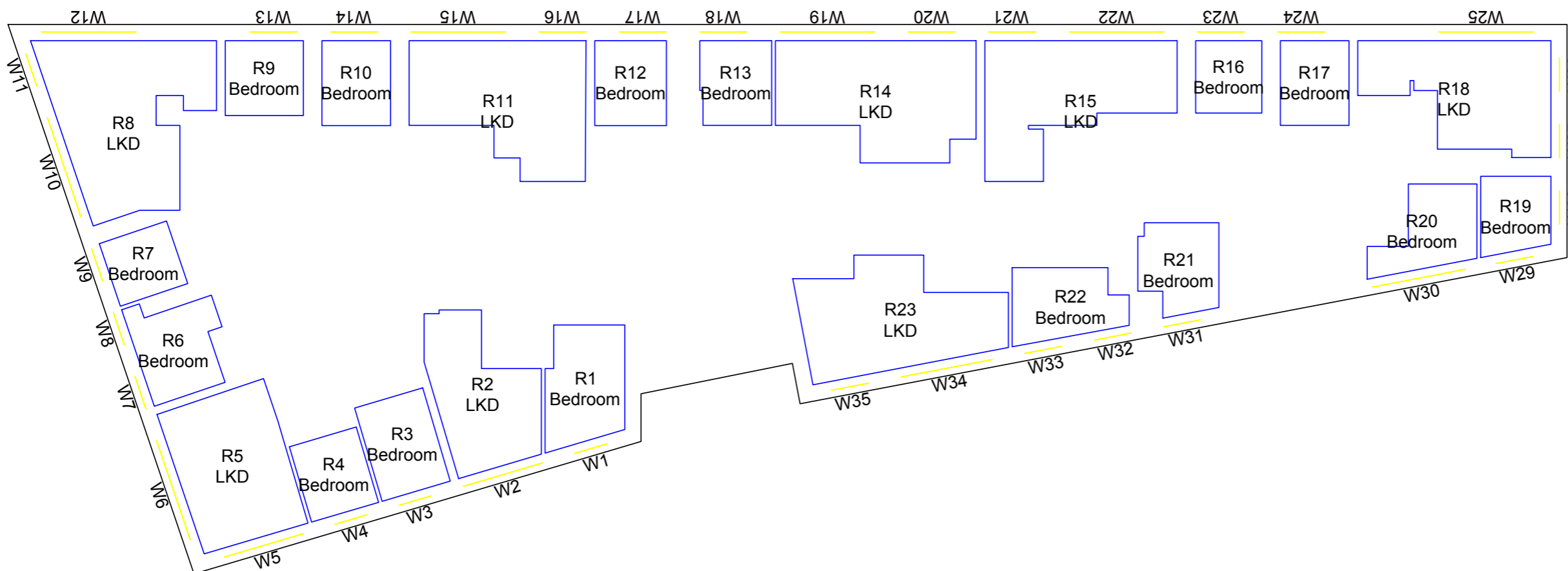
Project The Stag Brewery  
 SW14 7ET  
 London

Title B10  
 Typical Layout  
 Room Layout

Drawn YH Checked --

Date 06/02/2018 Rel no. 04

Drawing no. 2201-ID13



Sources of information

**APR SERVICES**

Topographical Survey.pdf  
 Received 22/09/2016

**Cloud10**

Stag Brewery East end 15-09-16.dwg  
 11263\_Stag Brewery\_MASTER.dwg  
 Stag Brewery West end 22-09-16 Pt1.dwg  
 Stag Brewery West end 23-09-16.dwg  
 The Ship PH.dwg  
 Jolly Gardeners.dwg  
 Received 11/10/2016

**SQUIRE & PARTNERS**

16019\_171026\_3DView-(3D-kho)\_Metres.dwg  
 G200\_B03\_P\_00\_002.dwg  
 G200\_B03\_P\_TY\_002.dwg  
 G200\_B04\_P\_01\_002.dwg  
 G200\_B04\_P\_02\_002.dwg  
 G200\_B06\_P\_TY\_002.dwg  
 G200\_B09\_P\_TY\_002.dwg  
 G200\_B10\_P\_TY\_002.dwg  
 G200\_B11\_P\_TY\_002.dwg  
 G200\_B12\_P\_00\_002.dwg  
 G200\_B12\_P\_TY\_002.dwg  
 Received 26/10/2017

3DView-(3D-kh).dwg  
 Received 04/01/2018

C645\_B02\_P\_00\_001.dwg  
 C645\_B02\_P\_TY\_001.dwg  
 C645\_B07\_P\_00\_001.dwg  
 C645\_B07\_P\_TY\_001.dwg  
 C645\_B08\_P\_00\_001.dwg  
 C645\_B08\_P\_TY\_001.dwg  
 C645\_Z3\_P\_00\_001.dwg  
 C645\_Z3\_P\_01\_001.dwg  
 C645\_Z3\_P\_02\_001.dwg  
 Received 18/01/2018

**EB7 Ltd**

Site Photographs  
 Ordnance Survey

NORTH



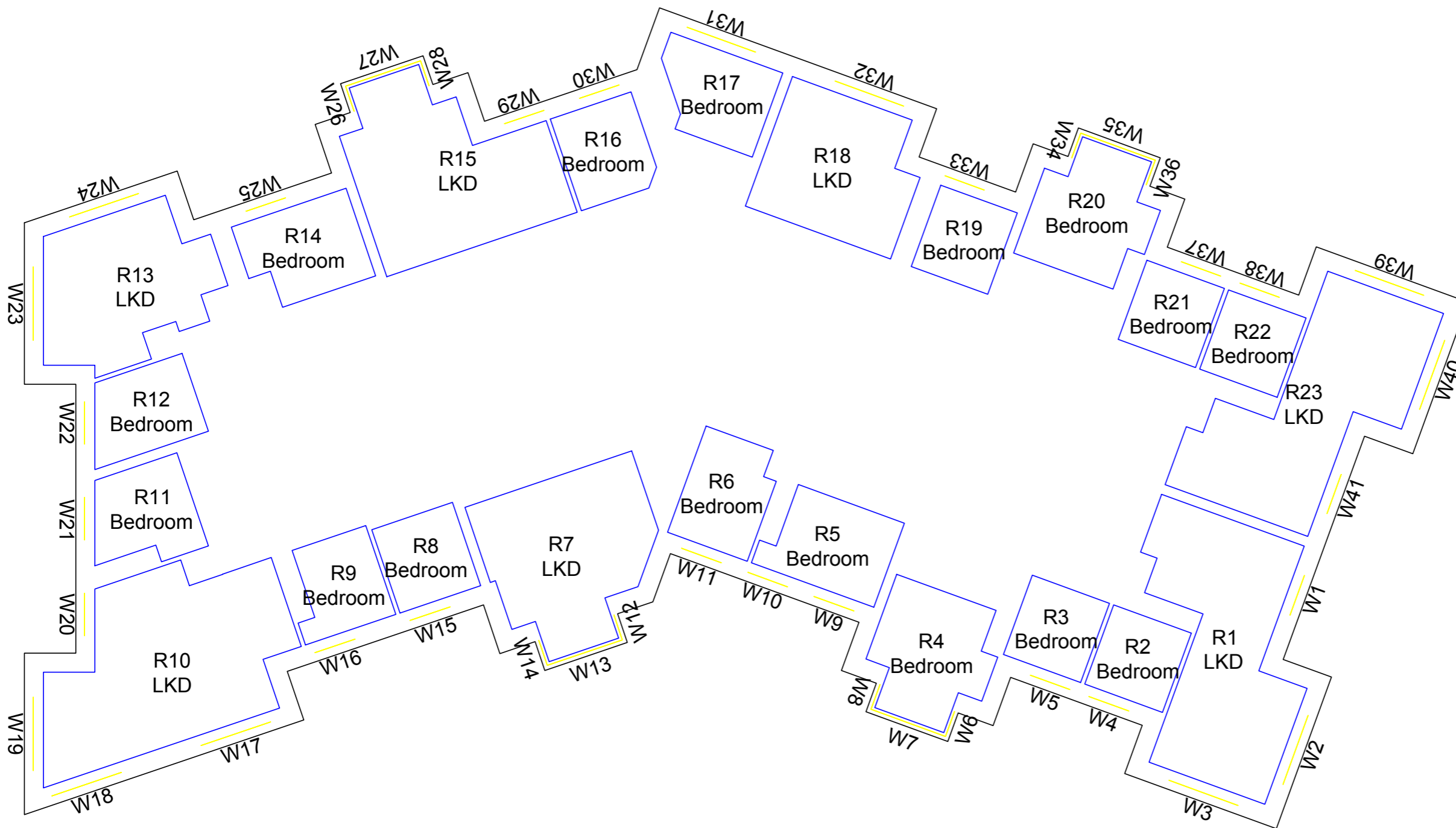
Project The Stag Brewery  
 SW14 7ET  
 London

Title B11  
 Typical Layout  
 Room Layout

Drawn YH Checked --

Date 06/02/2018 Rel no. 04

Drawing no. 2201-ID14



Sources of information

**APR SERVICES**

Topographical Survey.pdf  
 Received 22/09/2016

**Cloud10**

Stag Brewery East end 15-09-16.dwg  
 11263\_Stag Brewery\_MASTER.dwg  
 Stag Brewery West end 22-09-16 Pt1.dwg  
 Stag Brewery West end 23-09-16.dwg  
 The Ship PH.dwg  
 Jolly Gardeners.dwg  
 Received 11/10/2016

**SQUIRE & PARTNERS**

16019\_171026\_3DView-{3D-kho}\_Metres.dwg  
 G200\_B03\_P\_00\_002.dwg  
 G200\_B03\_P\_TY\_002.dwg  
 G200\_B04\_P\_01\_002.dwg  
 G200\_B04\_P\_02\_002.dwg  
 G200\_B06\_P\_TY\_002.dwg  
 G200\_B09\_P\_TY\_002.dwg  
 G200\_B10\_P\_TY\_002.dwg  
 G200\_B11\_P\_TY\_002.dwg  
 G200\_B12\_P\_00\_002.dwg  
 G200\_B12\_P\_TY\_002.dwg  
 Received 26/10/2017

3DView-{3D-kh}.dwg  
 Received 04/01/2018

C645\_B02\_P\_00\_001.dwg  
 C645\_B02\_P\_TY\_001.dwg  
 C645\_B07\_P\_00\_001.dwg  
 C645\_B07\_P\_TY\_001.dwg  
 C645\_B08\_P\_00\_001.dwg  
 C645\_B08\_P\_TY\_001.dwg  
 C645\_Z3\_P\_00\_001.dwg  
 C645\_Z3\_P\_01\_001.dwg  
 C645\_Z3\_P\_02\_001.dwg  
 Received 18/01/2018

**EB7 Ltd**

Site Photographs  
 Ordnance Survey

NORTH



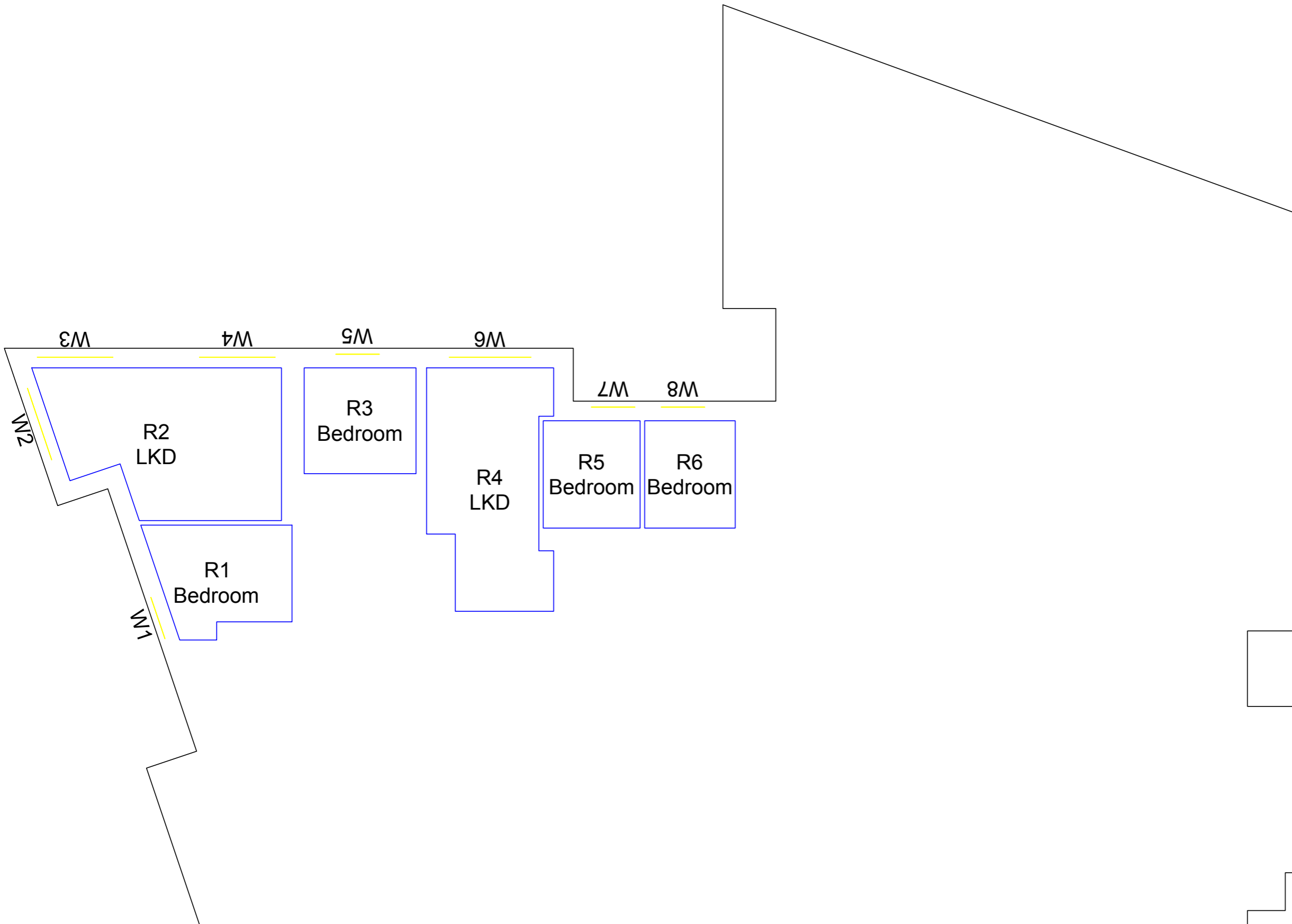
Project The Stag Brewery  
 SW14 7ET  
 London

Title B12  
 Ground Floor  
 Room Layout

Drawn YH Checked --

Date 06/02/2018 Rel no. 04

Drawing no. 2201-ID15





Sources of information

**APR SERVICES**

Topographical Survey.pdf  
 Received 22/09/2016

**Cloud10**

Stag Brewery East end 15-09-16.dwg  
 11263\_Stag Brewery\_MASTER.dwg  
 Stag Brewery West end 22-09-16 Pt1.dwg  
 Stag Brewery West end 23-09-16.dwg  
 The Ship PH.dwg  
 Jolly Gardeners.dwg  
 Received 11/10/2016

**SQUIRE & PARTNERS**

16019\_171026\_3DView-{3D-kho}\_Metres.dwg  
 G200\_B03\_P\_00\_002.dwg  
 G200\_B03\_P\_TY\_002.dwg  
 G200\_B04\_P\_01\_002.dwg  
 G200\_B04\_P\_02\_002.dwg  
 G200\_B06\_P\_TY\_002.dwg  
 G200\_B09\_P\_TY\_002.dwg  
 G200\_B10\_P\_TY\_002.dwg  
 G200\_B11\_P\_TY\_002.dwg  
 G200\_B12\_P\_00\_002.dwg  
 G200\_B12\_P\_TY\_002.dwg  
 Received 26/10/2017

3DView-{3D-kh}.dwg  
 Received 04/01/2018

C645\_B02\_P\_00\_001.dwg  
 C645\_B02\_P\_TY\_001.dwg  
 C645\_B07\_P\_00\_001.dwg  
 C645\_B07\_P\_TY\_001.dwg  
 C645\_B08\_P\_00\_001.dwg  
 C645\_B08\_P\_TY\_001.dwg  
 C645\_Z3\_P\_00\_001.dwg  
 C645\_Z3\_P\_01\_001.dwg  
 C645\_Z3\_P\_02\_001.dwg  
 Received 18/01/2018

**EB7 Ltd**

Site Photographs  
 Ordnance Survey

NORTH



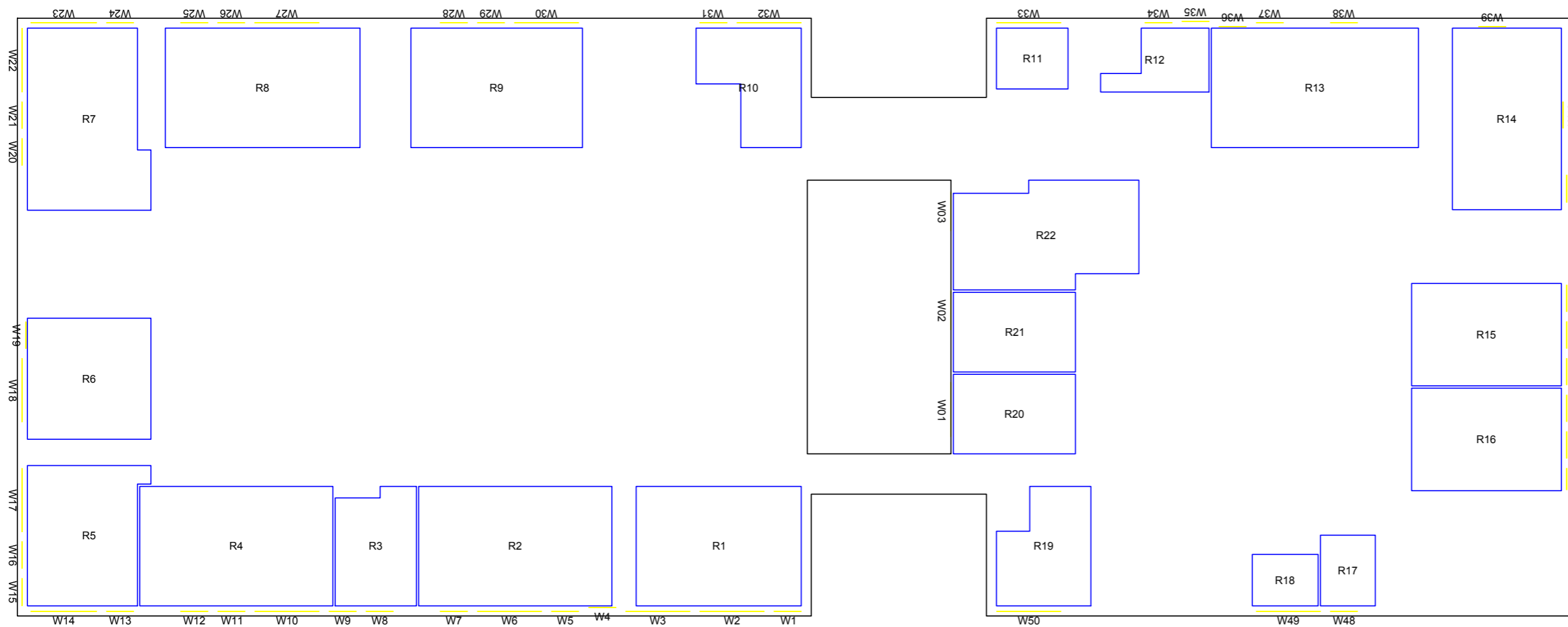
Project The Stag Brewery  
 SW14 7ET  
 London

Title School  
 Ground Floor  
 Room Layout

Drawn YH Checked --

Date 06/02/2018 Rel no. 04

Drawing no. 2201-ID17



Sources of information

**APR SERVICES**

Topographical Survey.pdf  
 Received 22/09/2016

**Cloud10**

Stag Brewery East end 15-09-16.dwg  
 11263\_Stag Brewery\_MASTER.dwg  
 Stag Brewery West end 22-09-16 Pt1.dwg  
 Stag Brewery West end 23-09-16.dwg  
 The Ship PH.dwg  
 Jolly Gardeners.dwg  
 Received 11/10/2016

**SQUIRE & PARTNERS**

16019\_171026\_3DView-{3D-kho}\_Metres.dwg  
 G200\_B03\_P\_00\_002.dwg  
 G200\_B03\_P\_TY\_002.dwg  
 G200\_B04\_P\_01\_002.dwg  
 G200\_B04\_P\_02\_002.dwg  
 G200\_B06\_P\_TY\_002.dwg  
 G200\_B09\_P\_TY\_002.dwg  
 G200\_B10\_P\_TY\_002.dwg  
 G200\_B11\_P\_TY\_002.dwg  
 G200\_B12\_P\_00\_002.dwg  
 G200\_B12\_P\_TY\_002.dwg  
 Received 26/10/2017

3DView-{3D-kh}.dwg  
 Received 04/01/2018

C645\_B02\_P\_00\_001.dwg  
 C645\_B02\_P\_TY\_001.dwg  
 C645\_B07\_P\_00\_001.dwg  
 C645\_B07\_P\_TY\_001.dwg  
 C645\_B08\_P\_00\_001.dwg  
 C645\_B08\_P\_TY\_001.dwg  
 C645\_Z3\_P\_00\_001.dwg  
 C645\_Z3\_P\_01\_001.dwg  
 C645\_Z3\_P\_02\_001.dwg  
 Received 18/01/2018

**EB7 Ltd**

Site Photographs  
 Ordnance Survey

NORTH



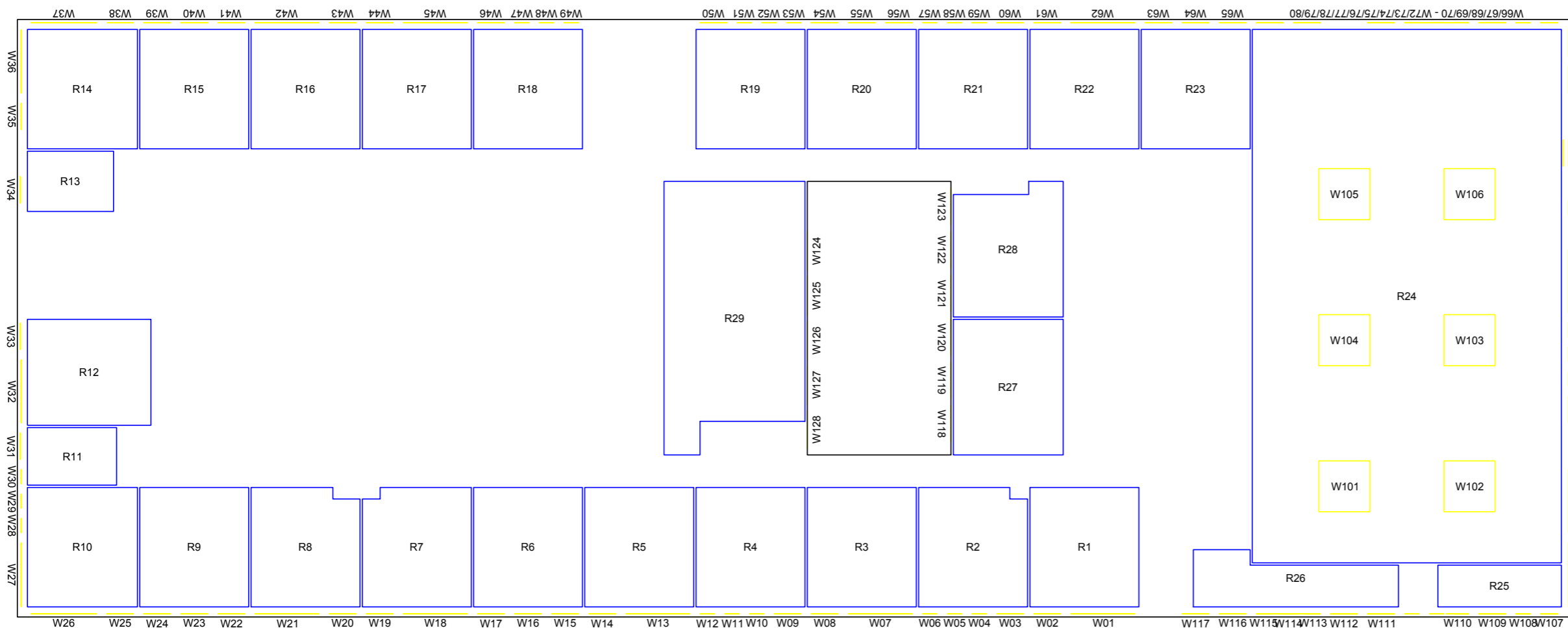
Project The Stag Brewery  
 SW14 7ET  
 London

Title School  
 First Floor  
 Room Layout

Drawn YH Checked --

Date 06/02/2018 Rel no. 04

Drawing no. 2201-ID18



Sources of information

**APR SERVICES**

Topographical Survey.pdf  
 Received 22/09/2016

**Cloud10**

Stag Brewery East end 15-09-16.dwg  
 11263\_Stag Brewery\_MASTER.dwg  
 Stag Brewery West end 22-09-16 Pt1.dwg  
 Stag Brewery West end 23-09-16.dwg  
 The Ship PH.dwg  
 Jolly Gardeners.dwg  
 Received 11/10/2016

**SQUIRE & PARTNERS**

16019\_171026\_3DView-{3D-kho}\_Metres.dwg  
 G200\_B03\_P\_00\_002.dwg  
 G200\_B03\_P\_TY\_002.dwg  
 G200\_B04\_P\_01\_002.dwg  
 G200\_B04\_P\_02\_002.dwg  
 G200\_B06\_P\_TY\_002.dwg  
 G200\_B09\_P\_TY\_002.dwg  
 G200\_B10\_P\_TY\_002.dwg  
 G200\_B11\_P\_TY\_002.dwg  
 G200\_B12\_P\_00\_002.dwg  
 G200\_B12\_P\_TY\_002.dwg  
 Received 26/10/2017

3DView-{3D-kh}.dwg  
 Received 04/01/2018

C645\_B02\_P\_00\_001.dwg  
 C645\_B02\_P\_TY\_001.dwg  
 C645\_B07\_P\_00\_001.dwg  
 C645\_B07\_P\_TY\_001.dwg  
 C645\_B08\_P\_00\_001.dwg  
 C645\_B08\_P\_TY\_001.dwg  
 C645\_Z3\_P\_00\_001.dwg  
 C645\_Z3\_P\_01\_001.dwg  
 C645\_Z3\_P\_02\_001.dwg  
 Received 18/01/2018

**EB7 Ltd**

Site Photographs  
 Ordnance Survey

NORTH



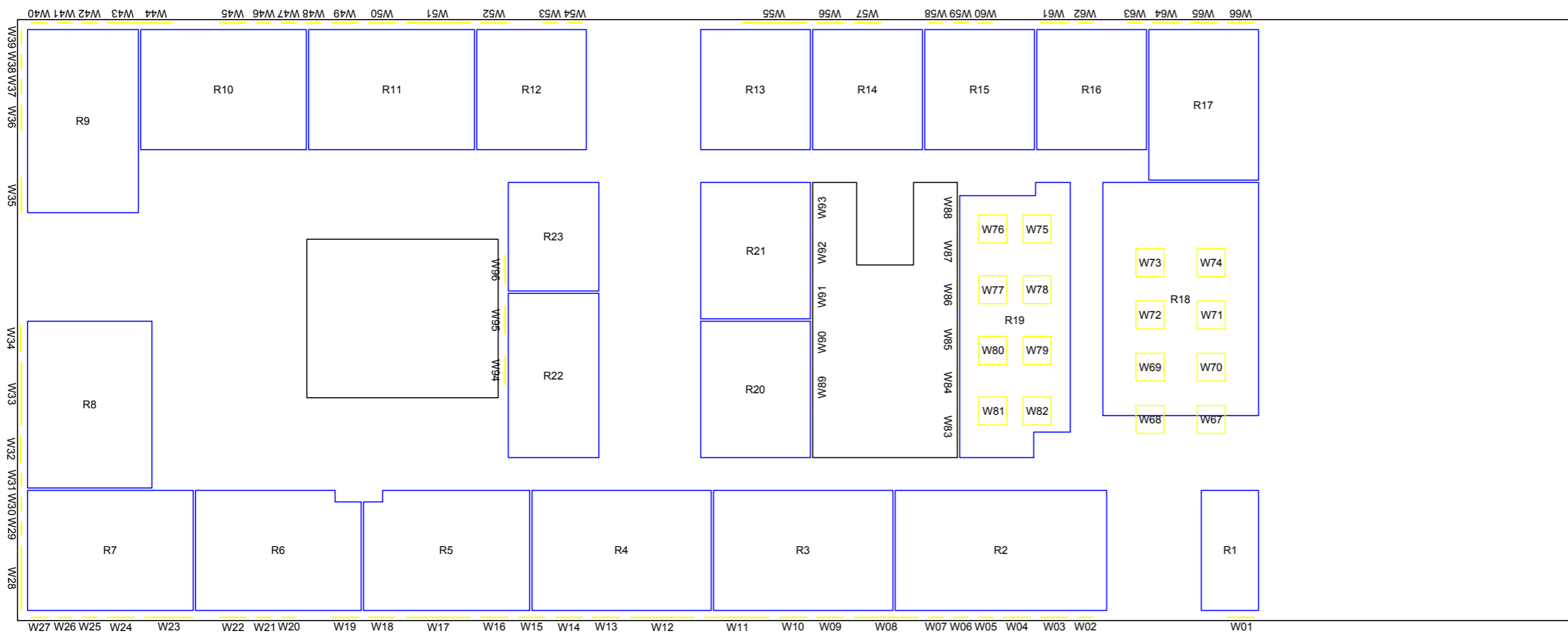
Project The Stag Brewery  
 SW14 7ET  
 London

Title School  
 Second Floor  
 Room Layout

Drawn YH Checked --

Date 06/02/2018 Rel no. 04

Drawing no. 2201-ID19





## Appendix 2

**Results of the internal daylighting / sunlighting assessment**



| Floor     | Room ID | Window ID | Room Use | ADF | TOTAL ADF  | ROOM TOTAL APSH | ROOM WINTER APSH |
|-----------|---------|-----------|----------|-----|------------|-----------------|------------------|
| <b>B2</b> |         |           |          |     |            |                 |                  |
| Ground    | R1      | W01-L     | Bedroom  | 0.2 | <b>2.2</b> | N/A             | N/A              |
|           |         | W01-U     | Bedroom  | 0.9 |            |                 |                  |
|           |         | W02-L     | Bedroom  | 0.2 |            |                 |                  |
|           |         | W02-U     | Bedroom  | 0.9 |            |                 |                  |
| Ground    | R2      | W03-L     | LKD      | 0.3 | <b>1.7</b> | N/A             | N/A              |
|           |         | W03-U     | LKD      | 1.4 |            |                 |                  |
| Ground    | R3      | W04-L     | Bedroom  | 0.4 | <b>2.1</b> | N/A             | N/A              |
|           |         | W04-U     | Bedroom  | 1.7 |            |                 |                  |
| Ground    | R4      | W05-L     | Bedroom  | 0.3 | <b>1.8</b> | N/A             | N/A              |
|           |         | W05-U     | Bedroom  | 1.5 |            |                 |                  |
| Ground    | R5      | W06-L     | LKD      | 0.3 | <b>1.3</b> | N/A             | N/A              |
|           |         | W06-U     | LKD      | 1.0 |            |                 |                  |
| Ground    | R6      | W07-L     | Bedroom  | 0.2 | <b>0.4</b> | N/A             | N/A              |
|           |         | W07-U     | Bedroom  | 0.2 |            |                 |                  |
| Ground    | R7      | W08-L     | Bedroom  | 0.6 | <b>4.0</b> | N/A             | N/A              |
|           |         | W08-U     | Bedroom  | 3.3 |            |                 |                  |
| Ground    | R8      | W09-L     | LKD      | 0.3 | <b>1.8</b> | N/A             | N/A              |
|           |         | W09-U     | LKD      | 1.5 |            |                 |                  |
| Ground    | R9      | W10-L     | Bedroom  | 0.3 | <b>1.6</b> | N/A             | N/A              |
|           |         | W10-U     | Bedroom  | 1.3 |            |                 |                  |
| Ground    | R10     | W11-L     | Bedroom  | 0.3 | <b>1.5</b> | N/A             | N/A              |
|           |         | W11-U     | Bedroom  | 1.2 |            |                 |                  |
| Ground    | R11     | W12-L     | LKD      | 0.3 | <b>1.2</b> | N/A             | N/A              |
|           |         | W12-U     | LKD      | 0.9 |            |                 |                  |
| Ground    | R12     | W13-L     | Bedroom  | 0.2 | <b>0.7</b> | N/A             | N/A              |
|           |         | W13-U     | Bedroom  | 0.5 |            |                 |                  |
| Ground    | R13     | W14-L     | Bedroom  | 0.2 | <b>1.0</b> | N/A             | N/A              |
|           |         | W14-U     | Bedroom  | 0.7 |            |                 |                  |
| Ground    | R14     | W15-L     | LKD      | 0.1 | <b>1.4</b> | N/A             | N/A              |
|           |         | W15-U     | LKD      | 1.3 |            |                 |                  |
| Ground    | R15     | W16-L     | LKD      | 0.2 | <b>1.7</b> | N/A             | N/A              |
|           |         | W16-U     | LKD      | 0.7 |            |                 |                  |
|           |         | W17-L     | LKD      | 0.2 |            |                 |                  |
|           |         | W17-U     | LKD      | 0.7 |            |                 |                  |
| Ground    | R16     | W18-L     | Bedroom  | 0.4 | <b>1.9</b> | N/A             | N/A              |
|           |         | W18-U     | Bedroom  | 1.5 |            |                 |                  |
| Ground    | R17     | W19-L     | LKD      | 0.1 | <b>1.3</b> | N/A             | N/A              |
|           |         | W19-U     | LKD      | 0.5 |            |                 |                  |
|           |         | W20-L     | LKD      | 0.1 |            |                 |                  |
|           |         | W20-U     | LKD      | 0.5 |            |                 |                  |
| Ground    | R18     | W21-L     | Bedroom  | 0.2 | <b>2.0</b> | N/A             | N/A              |
|           |         | W21-U     | Bedroom  | 0.8 |            |                 |                  |
|           |         | W22-L     | Bedroom  | 0.2 |            |                 |                  |
|           |         | W22-U     | Bedroom  | 0.8 |            |                 |                  |
| Ground    | R19     | W23-L     | LKD      | 0.2 | <b>1.7</b> | N/A             | N/A              |
|           |         | W23-U     | LKD      | 0.8 |            |                 |                  |
|           |         | W24-L     | LKD      | 0.2 |            |                 |                  |
|           |         | W24-U     | LKD      | 0.5 |            |                 |                  |
| Ground    | R20     | W25-L     | Bedroom  | 0.2 |            |                 |                  |

| Floor  | Room ID | Window ID | Room Use | ADF | TOTAL ADF | ROOM TOTAL APSH | ROOM WINTER APSH |
|--------|---------|-----------|----------|-----|-----------|-----------------|------------------|
|        |         | W25-U     | Bedroom  | 1.0 | 2.4       | N/A             | N/A              |
|        |         | W26-L     | Bedroom  | 0.2 |           |                 |                  |
|        |         | W26-U     | Bedroom  | 1.0 |           |                 |                  |
| Ground | R21     | W27-L     | Bedroom  | 0.3 | 1.2       | N/A             | N/A              |
|        |         | W27-U     | Bedroom  | 0.9 |           |                 |                  |
| First  | R1      | W1-L      | Bedroom  | 0.2 | 0.7       | N/A             | N/A              |
|        |         | W1-U      | Bedroom  | 0.5 |           |                 |                  |
| First  | R2      | W2-L      | Bedroom  | 0.2 | 0.9       | N/A             | N/A              |
|        |         | W2-U      | Bedroom  | 0.6 |           |                 |                  |
| First  | R3      | W3-L      | LKD      | 0.1 | 3.0       | 1               | 0                |
|        |         | W3-U      | LKD      | 0.4 |           |                 |                  |
|        |         | W5-L      | LKD      | 0.1 |           |                 |                  |
|        |         | W5-U      | LKD      | 0.4 |           |                 |                  |
|        |         | W4-L      | LKD      | 0.3 |           |                 |                  |
|        |         | W4-U      | LKD      | 1.8 |           |                 |                  |
| First  | R4      | W6-L      | Bedroom  | 0.3 | 1.3       | N/A             | N/A              |
|        |         | W6-U      | Bedroom  | 1.0 |           |                 |                  |
| First  | R5      | W7-L      | Bedroom  | 0.3 | 1.3       | N/A             | N/A              |
|        |         | W7-U      | Bedroom  | 1.0 |           |                 |                  |
| First  | R6      | W8-L      | LKD      | 0.0 | 1.4       | N/A             | N/A              |
|        |         | W8-U      | LKD      | 1.4 |           |                 |                  |
| First  | R7      | W9-L      | Bedroom  | 0.3 | 1.1       | N/A             | N/A              |
|        |         | W9-U      | Bedroom  | 0.8 |           |                 |                  |
| First  | R8      | W10-L     | Bedroom  | 0.2 | 0.9       | N/A             | N/A              |
|        |         | W10-U     | Bedroom  | 0.6 |           |                 |                  |
| First  | R9      | W11-L     | Bedroom  | 0.2 | 0.9       | N/A             | N/A              |
|        |         | W11-U     | Bedroom  | 0.7 |           |                 |                  |
| First  | R10     | W12-L     | LKD      | 0.0 | 3.9       | 4               | 0                |
|        |         | W12-U     | LKD      | 0.3 |           |                 |                  |
|        |         | W13-L     | LKD      | 0.4 |           |                 |                  |
|        |         | W13-U     | LKD      | 2.4 |           |                 |                  |
|        |         | W14-L     | LKD      | 0.1 |           |                 |                  |
|        |         | W14-U     | LKD      | 0.7 |           |                 |                  |
| First  | R11     | W15-L     | Bedroom  | 0.2 | 0.8       | N/A             | N/A              |
|        |         | W15-U     | Bedroom  | 0.6 |           |                 |                  |
| First  | R12     | W16-L     | Bedroom  | 0.2 | 0.8       | N/A             | N/A              |
|        |         | W16-U     | Bedroom  | 0.6 |           |                 |                  |
| First  | R13     | W17-L     | LKD      | 0.0 | 1.7       | N/A             | N/A              |
|        |         | W17-U     | LKD      | 1.7 |           |                 |                  |
| First  | R14     | W18-L     | LKD      | 0.0 | 1.7       | N/A             | N/A              |
|        |         | W18-U     | LKD      | 1.7 |           |                 |                  |
| First  | R15     | W19-L     | Bedroom  | 0.3 | 1.1       | N/A             | N/A              |
|        |         | W19-U     | Bedroom  | 0.8 |           |                 |                  |
| First  | R16     | W20-L     | Bedroom  | 0.3 | 1.0       | N/A             | N/A              |
|        |         | W20-U     | Bedroom  | 0.7 |           |                 |                  |
| First  | R17     | W21-L     | LKD      | 0.1 | 4.3       | 24              | 3                |
|        |         | W21-U     | LKD      | 0.6 |           |                 |                  |
|        |         | W22-L     | LKD      | 0.4 |           |                 |                  |
|        |         | W22-U     | LKD      | 2.5 |           |                 |                  |
|        |         | W23-L     | LKD      | 0.1 |           |                 |                  |
|        |         | W23-U     | LKD      | 0.6 |           |                 |                  |

| Floor | Room ID | Window ID | Room Use | ADF | TOTAL ADF | ROOM TOTAL AP SH | ROOM WINTER AP SH |
|-------|---------|-----------|----------|-----|-----------|------------------|-------------------|
| First | R18     | W24-L     | Bedroom  | 0.3 | 1.1       | N/A              | N/A               |
|       |         | W24-U     | Bedroom  | 0.8 |           |                  |                   |
| First | R19     | W25-L     | Bedroom  | 0.3 | 1.0       | N/A              | N/A               |
|       |         | W25-U     | Bedroom  | 0.7 |           |                  |                   |
| First | R20     | W26-L     | Bedroom  | 0.8 | 4.3       | N/A              | N/A               |
|       |         | W26-U     | Bedroom  | 3.5 |           |                  |                   |
| First | R21     | W27-L     | Bedroom  | 0.2 | 0.9       | N/A              | N/A               |
|       |         | W27-U     | Bedroom  | 0.6 |           |                  |                   |
| First | R22     | W28-L     | Bedroom  | 0.2 | 0.8       | N/A              | N/A               |
|       |         | W28-U     | Bedroom  | 0.6 |           |                  |                   |
| First | R23     | W29-L     | LKD      | 0.0 | 4.8       | 22               | 1                 |
|       |         | W29-U     | LKD      | 1.1 |           |                  |                   |
|       |         | W30-L     | LKD      | 0.1 |           |                  |                   |
|       |         | W30-U     | LKD      | 0.4 |           |                  |                   |
|       |         | W31-L     | LKD      | 0.3 |           |                  |                   |
|       |         | W31-U     | LKD      | 1.9 |           |                  |                   |
|       |         | W32-L     | LKD      | 0.1 |           |                  |                   |
|       |         | W32-U     | LKD      | 0.4 |           |                  |                   |
|       |         | W33-L     | LKD      | 0.1 |           |                  |                   |
|       |         | W33-U     | LKD      | 0.5 |           |                  |                   |
| First | R24     | W34-L     | LKD      | 0.1 | 5.3       | 32               | 4                 |
|       |         | W34-U     | LKD      | 0.4 |           |                  |                   |
|       |         | W35-L     | LKD      | 0.1 |           |                  |                   |
|       |         | W35-U     | LKD      | 0.4 |           |                  |                   |
|       |         | W36-L     | LKD      | 0.4 |           |                  |                   |
|       |         | W36-U     | LKD      | 2.1 |           |                  |                   |
|       |         | W37-L     | LKD      | 0.1 |           |                  |                   |
|       |         | W37-U     | LKD      | 0.5 |           |                  |                   |
|       |         | W38-L     | LKD      | 0.3 |           |                  |                   |
|       |         | W38-U     | LKD      | 1.2 |           |                  |                   |
| First | R25     | W39-L     | Bedroom  | 0.2 | 0.7       | 9                | 0                 |
|       |         | W39-U     | Bedroom  | 0.5 |           |                  |                   |
| First | R26     | W40-L     | Bedroom  | 0.2 | 0.8       | 7                | 0                 |
|       |         | W40-U     | Bedroom  | 0.6 |           |                  |                   |
| First | R27     | W41-L     | Bedroom  | 0.8 | 4.5       | 30               | 5                 |
|       |         | W41-U     | Bedroom  | 3.7 |           |                  |                   |
| First | R28     | W42-L     | Bedroom  | 0.3 | 1.0       | 8                | 0                 |
|       |         | W42-U     | Bedroom  | 0.7 |           |                  |                   |
| First | R29     | W43-L     | Bedroom  | 0.3 | 1.2       | 9                | 0                 |
|       |         | W43-U     | Bedroom  | 0.8 |           |                  |                   |
| First | R30     | W44-L     | LKD      | 0.1 | 4.7       | 45               | 13                |
|       |         | W44-U     | LKD      | 0.7 |           |                  |                   |
|       |         | W45-L     | LKD      | 0.4 |           |                  |                   |
|       |         | W45-U     | LKD      | 2.7 |           |                  |                   |
|       |         | W46-L     | LKD      | 0.1 |           |                  |                   |
|       |         | W46-U     | LKD      | 0.7 |           |                  |                   |
| First | R31     | W47-L     | Bedroom  | 0.3 | 1.0       | 9                | 1                 |
|       |         | W47-U     | Bedroom  | 0.7 |           |                  |                   |
| First | R32     | W48-L     | Bedroom  | 0.4 | 1.2       | 8                | 0                 |
|       |         | W48-U     | Bedroom  | 0.9 |           |                  |                   |
| First | R33     | W49-L     | LKD      | 0.4 | 2.2       | 29               | 7                 |
|       |         | W49-U     | LKD      | 1.8 |           |                  |                   |
| First | R34     | W50-L     | LKD      | 0.4 | 2.3       | 31               | 8                 |
|       |         | W50-U     | LKD      | 1.9 |           |                  |                   |

| Floor | Room ID | Window ID | Room Use | ADF | TOTAL ADF  | ROOM TOTAL APSH | ROOM WINTER APSH |
|-------|---------|-----------|----------|-----|------------|-----------------|------------------|
| First | R35     | W51-L     | Bedroom  | 0.2 | <b>0.9</b> | 9               | 2                |
|       |         | W51-U     | Bedroom  | 0.6 |            |                 |                  |
| First | R36     | W52-L     | Bedroom  | 0.2 | <b>0.7</b> | 5               | 1                |
|       |         | W52-U     | Bedroom  | 0.5 |            |                 |                  |
| First | R37     | W53-L     | LKD      | 0.1 | <b>5.2</b> | 45              | 17               |
|       |         | W53-U     | LKD      | 0.7 |            |                 |                  |
|       |         | W54-L     | LKD      | 0.5 |            |                 |                  |
|       |         | W54-U     | LKD      | 3.0 |            |                 |                  |
|       |         | W55-L     | LKD      | 0.1 |            |                 |                  |
|       |         | W55-U     | LKD      | 0.8 |            |                 |                  |
| First | R38     | W56-L     | Bedroom  | 0.4 | <b>1.4</b> | 10              | 4                |
|       |         | W56-U     | Bedroom  | 1.1 |            |                 |                  |
| First | R39     | W57-L     | Bedroom  | 0.3 | <b>1.3</b> | 7               | 2                |
|       |         | W57-U     | Bedroom  | 1.0 |            |                 |                  |
| First | R40     | W58-L     | Bedroom  | 0.9 | <b>5.0</b> | 34              | 11               |
|       |         | W58-U     | Bedroom  | 4.1 |            |                 |                  |
| First | R41     | W59-L     | LKD      | 0.4 | <b>5.0</b> | 70              | 22               |
|       |         | W59-U     | LKD      | 1.9 |            |                 |                  |
|       |         | W60-L     | LKD      | 0.5 |            |                 |                  |
|       |         | W60-U     | LKD      | 2.1 |            |                 |                  |
| First | R42     | W61-L     | Bedroom  | 0.9 | <b>5.0</b> | 59              | 21               |
|       |         | W61-U     | Bedroom  | 4.1 |            |                 |                  |
| First | R43     | W62-L     | Bedroom  | 0.3 | <b>1.4</b> | 15              | 15               |
|       |         | W62-U     | Bedroom  | 1.1 |            |                 |                  |
| First | R44     | W63-L     | LKD      | 0.4 | <b>2.5</b> | 63              | 16               |
|       |         | W63-U     | LKD      | 2.2 |            |                 |                  |
| First | R45     | W64-L     | Bedroom  | 0.3 | <b>1.1</b> | 12              | 12               |
|       |         | W64-U     | Bedroom  | 0.9 |            |                 |                  |
| First | R46     | W65-L     | Bedroom  | 0.3 | <b>1.4</b> | 11              | 11               |
|       |         | W65-U     | Bedroom  | 1.0 |            |                 |                  |
| First | R47     | W66-L     | Bedroom  | 0.4 | <b>4.0</b> | 45              | 7                |
|       |         | W66-U     | Bedroom  | 3.6 |            |                 |                  |
| First | R48     | W67-L     | LKD      | 0.2 | <b>1.6</b> | 47              | 9                |
|       |         | W67-U     | LKD      | 1.4 |            |                 |                  |
| First | R49     | W68-L     | Bedroom  | 0.4 | <b>1.3</b> | 10              | 10               |
|       |         | W68-U     | Bedroom  | 1.0 |            |                 |                  |
| First | R50     | W69-L     | Bedroom  | 0.3 | <b>1.3</b> | 10              | 10               |
|       |         | W69-U     | Bedroom  | 0.9 |            |                 |                  |
| First | R51     | W70-L     | LKD      | 0.3 | <b>5.2</b> | 52              | 12               |
|       |         | W70-U     | LKD      | 1.5 |            |                 |                  |
|       |         | W71-L     | LKD      | 0.1 |            |                 |                  |
|       |         | W71-U     | LKD      | 0.6 |            |                 |                  |
|       |         | W72-L     | LKD      | 0.3 |            |                 |                  |
|       |         | W72-U     | LKD      | 1.8 |            |                 |                  |
|       |         | W73-L     | LKD      | 0.1 |            |                 |                  |
|       |         | W73-U     | LKD      | 0.5 |            |                 |                  |
| First | R52     | W74-L     | Bedroom  | 0.2 | <b>0.4</b> | N/A             | N/A              |
|       |         | W74-U     | Bedroom  | 0.2 |            |                 |                  |
| First | R53     | W75-L     | Bedroom  | 0.2 | <b>0.4</b> | N/A             | N/A              |
|       |         | W75-U     | Bedroom  | 0.2 |            |                 |                  |

| Floor  | Room ID | Window ID | Room Use | ADF   | TOTAL ADF  | ROOM TOTAL APSH | ROOM WINTER APSH |
|--------|---------|-----------|----------|-------|------------|-----------------|------------------|
| First  | R54     | W76-L     | LKD      | 0.1   | <b>4.7</b> | 23              | 7                |
|        |         | W76-U     | LKD      | 0.5   |            |                 |                  |
|        |         | W77-L     | LKD      | 0.3   |            |                 |                  |
|        |         | W77-U     | LKD      | 1.7   |            |                 |                  |
|        |         | W78-L     | LKD      | 0.1   |            |                 |                  |
|        |         | W78-U     | LKD      | 0.6   |            |                 |                  |
|        |         | W79-L     | LKD      | 0.3   |            |                 |                  |
|        |         | W79-U     | LKD      | 1.2   |            |                 |                  |
|        |         | Second    | R1       | W1-L  |            |                 |                  |
| W1-U   | Bedroom |           |          | 0.6   |            |                 |                  |
| Second | R2      | W2-L      | Bedroom  | 0.3   | <b>1.0</b> | N/A             | N/A              |
|        |         | W2-U      | Bedroom  | 0.7   |            |                 |                  |
| Second | R3      | W3-L      | LKD      | 0.1   | <b>3.3</b> | 2               | 0                |
|        |         | W3-U      | LKD      | 0.4   |            |                 |                  |
|        |         | W5-L      | LKD      | 0.1   |            |                 |                  |
|        |         | W5-U      | LKD      | 0.5   |            |                 |                  |
|        |         | W4-L      | LKD      | 0.3   |            |                 |                  |
|        |         | W4-U      | LKD      | 1.9   |            |                 |                  |
|        |         | Second    | R4       | W6-L  |            |                 |                  |
| W6-U   | Bedroom |           |          | 1.1   |            |                 |                  |
| Second | R5      | W7-L      | Bedroom  | 0.3   | <b>1.4</b> | N/A             | N/A              |
|        |         | W7-U      | Bedroom  | 1.1   |            |                 |                  |
| Second | R6      | W8-L      | LKD      | 0.3   | <b>1.6</b> | N/A             | N/A              |
|        |         | W8-U      | LKD      | 1.3   |            |                 |                  |
| Second | R7      | W9-L      | Bedroom  | 0.3   | <b>1.2</b> | N/A             | N/A              |
|        |         | W9-U      | Bedroom  | 0.9   |            |                 |                  |
| Second | R8      | W10-L     | Bedroom  | 0.2   | <b>1.0</b> | N/A             | N/A              |
|        |         | W10-U     | Bedroom  | 0.7   |            |                 |                  |
| Second | R9      | W11-L     | Bedroom  | 0.3   | <b>1.1</b> | N/A             | N/A              |
|        |         | W11-U     | Bedroom  | 0.8   |            |                 |                  |
| Second | R10     | W12-L     | LKD      | 0.0   | <b>4.3</b> | 7               | 0                |
|        |         | W12-U     | LKD      | 0.3   |            |                 |                  |
|        |         | W13-L     | LKD      | 0.4   |            |                 |                  |
|        |         | W13-U     | LKD      | 2.7   |            |                 |                  |
|        |         | W14-L     | LKD      | 0.1   |            |                 |                  |
|        |         | W14-U     | LKD      | 0.7   |            |                 |                  |
|        |         | Second    | R11      | W15-L |            |                 |                  |
| W15-U  | Bedroom |           |          | 0.7   |            |                 |                  |
| Second | R12     | W16-L     | Bedroom  | 0.2   | <b>0.9</b> | N/A             | N/A              |
|        |         | W16-U     | Bedroom  | 0.7   |            |                 |                  |
| Second | R13     | W17-L     | LKD      | 0.4   | <b>2.0</b> | N/A             | N/A              |
|        |         | W17-U     | LKD      | 1.6   |            |                 |                  |
| Second | R14     | W18-L     | LKD      | 0.4   | <b>2.3</b> | N/A             | N/A              |
|        |         | W18-U     | LKD      | 1.8   |            |                 |                  |
| Second | R15     | W19-L     | Bedroom  | 0.4   | <b>1.4</b> | N/A             | N/A              |
|        |         | W19-U     | Bedroom  | 1.0   |            |                 |                  |
| Second | R16     | W20-L     | Bedroom  | 0.3   | <b>1.3</b> | N/A             | N/A              |
|        |         | W20-U     | Bedroom  | 0.9   |            |                 |                  |
| Second | R17     | W21-L     | LKD      | 0.1   | <b>4.3</b> | 7               | 0                |
|        |         | W21-U     | LKD      | 0.6   |            |                 |                  |
|        |         | W22-L     | LKD      | 0.5   |            |                 |                  |
|        |         | W22-U     | LKD      | 2.8   |            |                 |                  |
|        |         | W23-L     | LKD      | 0.1   |            |                 |                  |

| Floor  | Room ID | Window ID | Room Use | ADF | TOTAL ADF  | ROOM TOTAL APSH | ROOM WINTER APSH |
|--------|---------|-----------|----------|-----|------------|-----------------|------------------|
|        |         | W23-U     | LKD      | 0.6 | <b>4.7</b> | 27              | 4                |
| Second | R18     | W24-L     | Bedroom  | 0.3 |            |                 |                  |
|        |         | W24-U     | Bedroom  | 1.0 | <b>1.3</b> | N/A             | N/A              |
| Second | R19     | W25-L     | Bedroom  | 0.3 |            |                 |                  |
|        |         | W25-U     | Bedroom  | 0.9 | <b>1.3</b> | N/A             | N/A              |
| Second | R20     | W26-L     | Bedroom  | 0.8 |            |                 |                  |
|        |         | W26-U     | Bedroom  | 3.2 | <b>4.1</b> | N/A             | N/A              |
| Second | R21     | W27-L     | Bedroom  | 0.3 |            |                 |                  |
|        |         | W27-U     | Bedroom  | 0.8 | <b>1.0</b> | N/A             | N/A              |
| Second | R22     | W28-L     | Bedroom  | 0.2 |            |                 |                  |
|        |         | W28-U     | Bedroom  | 0.8 | <b>1.0</b> | N/A             | N/A              |
| Second | R23     | W29-L     | LKD      | 0.3 |            |                 |                  |
|        |         | W29-U     | LKD      | 1.0 |            |                 |                  |
|        |         | W30-L     | LKD      | 0.1 |            |                 |                  |
|        |         | W30-U     | LKD      | 0.4 |            |                 |                  |
|        |         | W31-L     | LKD      | 0.3 |            |                 |                  |
|        |         | W31-U     | LKD      | 1.9 |            |                 |                  |
|        |         | W32-L     | LKD      | 0.1 |            |                 |                  |
|        |         | W32-U     | LKD      | 0.4 |            |                 |                  |
|        |         | W33-L     | LKD      | 0.1 |            |                 |                  |
|        |         | W33-U     | LKD      | 0.5 | <b>5.1</b> | 25              | 1                |
| Second | R24     | W34-L     | LKD      | 0.1 |            |                 |                  |
|        |         | W34-U     | LKD      | 0.4 |            |                 |                  |
|        |         | W35-L     | LKD      | 0.1 |            |                 |                  |
|        |         | W35-U     | LKD      | 0.4 |            |                 |                  |
|        |         | W36-L     | LKD      | 0.4 |            |                 |                  |
|        |         | W36-U     | LKD      | 2.1 |            |                 |                  |
|        |         | W37-L     | LKD      | 0.1 |            |                 |                  |
|        |         | W37-U     | LKD      | 0.5 |            |                 |                  |
|        |         | W38-L     | LKD      | 0.3 |            |                 |                  |
|        |         | W38-U     | LKD      | 1.0 | <b>5.3</b> | 33              | 5                |
| Second | R25     | W39-L     | Bedroom  | 0.2 |            |                 |                  |
|        |         | W39-U     | Bedroom  | 0.6 | <b>0.9</b> | 11              | 1                |
| Second | R26     | W40-L     | Bedroom  | 0.2 |            |                 |                  |
|        |         | W40-U     | Bedroom  | 0.7 | <b>1.0</b> | 10              | 1                |
| Second | R27     | W41-L     | Bedroom  | 0.9 |            |                 |                  |
|        |         | W41-U     | Bedroom  | 3.3 | <b>4.2</b> | 30              | 6                |
| Second | R28     | W42-L     | Bedroom  | 0.3 |            |                 |                  |
|        |         | W42-U     | Bedroom  | 0.9 | <b>1.2</b> | 10              | 0                |
| Second | R29     | W43-L     | Bedroom  | 0.4 |            |                 |                  |
|        |         | W43-U     | Bedroom  | 1.0 | <b>1.4</b> | 11              | 1                |
| Second | R30     | W44-L     | LKD      | 0.1 |            |                 |                  |
|        |         | W44-U     | LKD      | 0.7 |            |                 |                  |
|        |         | W45-L     | LKD      | 0.5 |            |                 |                  |
|        |         | W45-U     | LKD      | 2.8 |            |                 |                  |
|        |         | W46-L     | LKD      | 0.1 |            |                 |                  |
|        |         | W46-U     | LKD      | 0.7 | <b>5.0</b> | 48              | 14               |
| Second | R31     | W47-L     | Bedroom  | 0.3 |            |                 |                  |
|        |         | W47-U     | Bedroom  | 0.9 | <b>1.3</b> | 12              | 2                |
| Second | R32     | W48-L     | Bedroom  | 0.4 |            |                 |                  |
|        |         | W48-U     | Bedroom  | 1.1 | <b>1.5</b> | 10              | 0                |
| Second | R33     | W49-L     | LKD      | 0.4 |            |                 |                  |
|        |         | W49-U     | LKD      | 1.6 | <b>2.0</b> | 30              | 7                |

| Floor  | Room ID | Window ID | Room Use | ADF | TOTAL ADF | ROOM TOTAL APSH | ROOM WINTER APSH |
|--------|---------|-----------|----------|-----|-----------|-----------------|------------------|
| Second | R34     | W50-L     | LKD      | 0.4 | 2.2       | 31              | 8                |
|        |         | W50-U     | LKD      | 1.7 |           |                 |                  |
| Second | R35     | W51-L     | Bedroom  | 0.3 | 1.0       | 10              | 2                |
|        |         | W51-U     | Bedroom  | 0.8 |           |                 |                  |
| Second | R36     | W52-L     | Bedroom  | 0.2 | 0.9       | 7               | 1                |
|        |         | W52-U     | Bedroom  | 0.7 |           |                 |                  |
| Second | R37     | W53-L     | LKD      | 0.1 | 5.4       | 48              | 17               |
|        |         | W53-U     | LKD      | 0.7 |           |                 |                  |
|        |         | W54-L     | LKD      | 0.5 |           |                 |                  |
|        |         | W54-U     | LKD      | 3.1 |           |                 |                  |
|        |         | W55-L     | LKD      | 0.1 |           |                 |                  |
|        |         | W55-U     | LKD      | 0.8 |           |                 |                  |
| Second | R38     | W56-L     | Bedroom  | 0.4 | 1.6       | 13              | 4                |
|        |         | W56-U     | Bedroom  | 1.2 |           |                 |                  |
| Second | R39     | W57-L     | Bedroom  | 0.4 | 1.5       | 8               | 2                |
|        |         | W57-U     | Bedroom  | 1.1 |           |                 |                  |
| Second | R40     | W58-L     | Bedroom  | 0.9 | 4.6       | 33              | 12               |
|        |         | W58-U     | Bedroom  | 3.7 |           |                 |                  |
| Second | R41     | W59-L     | LKD      | 0.4 | 4.6       | 69              | 25               |
|        |         | W59-U     | LKD      | 1.7 |           |                 |                  |
|        |         | W60-L     | LKD      | 0.5 |           |                 |                  |
|        |         | W60-U     | LKD      | 1.9 |           |                 |                  |
| Second | R42     | W61-L     | Bedroom  | 0.9 | 4.7       | 52              | 22               |
|        |         | W61-U     | Bedroom  | 3.7 |           |                 |                  |
| Second | R43     | W62-L     | Bedroom  | 0.3 | 1.5       | 16              | 16               |
|        |         | W62-U     | Bedroom  | 1.1 |           |                 |                  |
| Second | R44     | W63-L     | LKD      | 0.4 | 2.8       | 69              | 23               |
|        |         | W63-U     | LKD      | 2.4 |           |                 |                  |
| Second | R45     | W64-L     | Bedroom  | 0.3 | 1.5       | 18              | 18               |
|        |         | W64-U     | Bedroom  | 1.1 |           |                 |                  |
| Second | R46     | W65-L     | Bedroom  | 0.4 | 1.8       | 16              | 16               |
|        |         | W65-U     | Bedroom  | 1.3 |           |                 |                  |
| Second | R47     | W66-L     | Bedroom  | 0.9 | 4.4       | 46              | 16               |
|        |         | W66-U     | Bedroom  | 3.5 |           |                 |                  |
| Second | R48     | W67-L     | LKD      | 0.4 | 1.8       | 46              | 16               |
|        |         | W67-U     | LKD      | 1.4 |           |                 |                  |
| Second | R49     | W68-L     | Bedroom  | 0.4 | 1.8       | 16              | 16               |
|        |         | W68-U     | Bedroom  | 1.4 |           |                 |                  |
| Second | R50     | W69-L     | Bedroom  | 0.4 | 1.7       | 17              | 17               |
|        |         | W69-U     | Bedroom  | 1.3 |           |                 |                  |
| Second | R51     | W70-L     | LKD      | 0.4 | 5.5       | 56              | 17               |
|        |         | W70-U     | LKD      | 1.5 |           |                 |                  |
|        |         | W71-L     | LKD      | 0.1 |           |                 |                  |
|        |         | W71-U     | LKD      | 0.6 |           |                 |                  |
|        |         | W72-L     | LKD      | 0.3 |           |                 |                  |
|        |         | W72-U     | LKD      | 2.0 |           |                 |                  |
|        |         | W73-L     | LKD      | 0.1 |           |                 |                  |
|        |         | W73-U     | LKD      | 0.5 |           |                 |                  |
| Second | R52     | W74-L     | Bedroom  | 0.2 | 0.6       | N/A             | N/A              |
|        |         | W74-U     | Bedroom  | 0.4 |           |                 |                  |
| Second | R53     | W75-L     | Bedroom  | 0.2 |           |                 |                  |

| Floor  | Room ID | Window ID | Room Use | ADF | TOTAL ADF  | ROOM TOTAL APSH | ROOM WINTER APSH |
|--------|---------|-----------|----------|-----|------------|-----------------|------------------|
|        |         | W75-U     | Bedroom  | 0.4 | <b>0.6</b> | N/A             | N/A              |
| Second | R54     | W76-L     | LKD      | 0.1 |            |                 |                  |
|        |         | W76-U     | LKD      | 0.5 |            |                 |                  |
|        |         | W77-L     | LKD      | 0.3 |            |                 |                  |
|        |         | W77-U     | LKD      | 1.9 |            |                 |                  |
|        |         | W78-L     | LKD      | 0.1 |            |                 |                  |
|        |         | W78-U     | LKD      | 0.6 |            |                 |                  |
|        |         | W79-L     | LKD      | 0.3 |            |                 |                  |
|        |         | W79-U     | LKD      | 1.0 | <b>4.9</b> | 28              | 9                |
| Third  | R1      | W1-L      | Bedroom  | 0.3 |            |                 |                  |
|        |         | W1-U      | Bedroom  | 0.8 | <b>1.2</b> | N/A             | N/A              |
| Third  | R2      | W2-L      | Bedroom  | 0.3 |            |                 |                  |
|        |         | W2-U      | Bedroom  | 0.9 | <b>1.3</b> | N/A             | N/A              |
| Third  | R3      | W3-L      | LKD      | 0.1 |            |                 |                  |
|        |         | W3-U      | LKD      | 0.5 |            |                 |                  |
|        |         | W5-L      | LKD      | 0.1 |            |                 |                  |
|        |         | W5-U      | LKD      | 0.5 |            |                 |                  |
|        |         | W4-L      | LKD      | 0.4 |            |                 |                  |
|        |         | W4-U      | LKD      | 2.2 | <b>3.8</b> | 6               | 0                |
| Third  | R4      | W6-L      | Bedroom  | 0.4 |            |                 |                  |
|        |         | W6-U      | Bedroom  | 1.3 | <b>1.7</b> | N/A             | N/A              |
| Third  | R5      | W7-L      | Bedroom  | 0.4 |            |                 |                  |
|        |         | W7-U      | Bedroom  | 1.2 | <b>1.6</b> | N/A             | N/A              |
| Third  | R6      | W8-L      | LKD      | 0.4 |            |                 |                  |
|        |         | W8-U      | LKD      | 1.6 | <b>2.0</b> | N/A             | N/A              |
| Third  | R7      | W9-L      | Bedroom  | 0.3 |            |                 |                  |
|        |         | W9-U      | Bedroom  | 1.0 | <b>1.3</b> | N/A             | N/A              |
| Third  | R8      | W10-L     | Bedroom  | 0.3 |            |                 |                  |
|        |         | W10-U     | Bedroom  | 0.8 | <b>1.1</b> | N/A             | N/A              |
| Third  | R9      | W11-L     | Bedroom  | 0.3 |            |                 |                  |
|        |         | W11-U     | Bedroom  | 1.0 | <b>1.3</b> | N/A             | N/A              |
| Third  | R10     | W12-L     | LKD      | 0.1 |            |                 |                  |
|        |         | W12-U     | LKD      | 0.4 |            |                 |                  |
|        |         | W13-L     | LKD      | 0.5 |            |                 |                  |
|        |         | W13-U     | LKD      | 3.0 |            |                 |                  |
|        |         | W14-L     | LKD      | 0.1 |            |                 |                  |
|        |         | W14-U     | LKD      | 0.8 | <b>4.7</b> | 8               | 0                |
| Third  | R11     | W15-L     | Bedroom  | 0.3 |            |                 |                  |
|        |         | W15-U     | Bedroom  | 0.9 | <b>1.2</b> | N/A             | N/A              |
| Third  | R12     | W16-L     | Bedroom  | 0.3 |            |                 |                  |
|        |         | W16-U     | Bedroom  | 0.8 | <b>1.1</b> | N/A             | N/A              |
| Third  | R13     | W17-L     | LKD      | 0.5 |            |                 |                  |
|        |         | W17-U     | LKD      | 2.1 | <b>2.6</b> | N/A             | N/A              |
| Third  | R14     | W18-L     | LKD      | 0.5 |            |                 |                  |
|        |         | W18-U     | LKD      | 2.1 | <b>2.6</b> | N/A             | N/A              |
| Third  | R15     | W19-L     | Bedroom  | 0.4 |            |                 |                  |
|        |         | W19-U     | Bedroom  | 1.3 | <b>1.7</b> | N/A             | N/A              |
| Third  | R16     | W20-L     | Bedroom  | 0.4 |            |                 |                  |
|        |         | W20-U     | Bedroom  | 1.1 | <b>1.5</b> | N/A             | N/A              |
| Third  | R17     | W21-L     | LKD      | 0.1 |            |                 |                  |
|        |         | W21-U     | LKD      | 0.7 |            |                 |                  |
|        |         | W22-L     | LKD      | 0.5 |            |                 |                  |



| Floor | Room ID | Window ID | Room Use | ADF | TOTAL ADF  | ROOM TOTAL APSH | ROOM WINTER APSH |
|-------|---------|-----------|----------|-----|------------|-----------------|------------------|
|       |         | W22-U     | LKD      | 3.1 |            |                 |                  |
|       |         | W23-L     | LKD      | 0.1 |            |                 |                  |
|       |         | W23-U     | LKD      | 0.7 | <b>5.2</b> | 30              | 5                |
| Third | R18     | W24-L     | Bedroom  | 0.4 |            |                 |                  |
|       |         | W24-U     | Bedroom  | 1.2 | <b>1.6</b> | N/A             | N/A              |
| Third | R19     | W25-L     | Bedroom  | 0.4 |            |                 |                  |
|       |         | W25-U     | Bedroom  | 1.1 | <b>1.5</b> | N/A             | N/A              |
| Third | R20     | W26-L     | Bedroom  | 0.9 |            |                 |                  |
|       |         | W26-U     | Bedroom  | 4.2 | <b>5.1</b> | N/A             | N/A              |
| Third | R21     | W27-L     | Bedroom  | 0.3 |            |                 |                  |
|       |         | W27-U     | Bedroom  | 0.9 | <b>1.2</b> | N/A             | N/A              |
| Third | R22     | W28-L     | Bedroom  | 0.3 |            |                 |                  |
|       |         | W28-U     | Bedroom  | 0.9 | <b>1.2</b> | N/A             | N/A              |
| Third | R23     | W29-L     | LKD      | 0.3 |            |                 |                  |
|       |         | W29-U     | LKD      | 1.3 |            |                 |                  |
|       |         | W30-L     | LKD      | 0.1 |            |                 |                  |
|       |         | W30-U     | LKD      | 0.5 |            |                 |                  |
|       |         | W31-L     | LKD      | 0.3 |            |                 |                  |
|       |         | W31-U     | LKD      | 2.0 |            |                 |                  |
|       |         | W32-L     | LKD      | 0.1 |            |                 |                  |
|       |         | W32-U     | LKD      | 0.5 |            |                 |                  |
|       |         | W33-L     | LKD      | 0.1 |            |                 |                  |
|       |         | W33-U     | LKD      | 0.5 | <b>5.6</b> | 32              | 1                |
| Third | R24     | W34-L     | LKD      | 0.1 |            |                 |                  |
|       |         | W34-U     | LKD      | 0.4 |            |                 |                  |
|       |         | W35-L     | LKD      | 0.1 |            |                 |                  |
|       |         | W35-U     | LKD      | 0.4 |            |                 |                  |
|       |         | W36-L     | LKD      | 0.4 |            |                 |                  |
|       |         | W36-U     | LKD      | 2.2 |            |                 |                  |
|       |         | W37-L     | LKD      | 0.1 |            |                 |                  |
|       |         | W37-U     | LKD      | 0.5 |            |                 |                  |
|       |         | W38-L     | LKD      | 0.3 |            |                 |                  |
|       |         | W38-U     | LKD      | 1.3 | <b>5.8</b> | 41              | 8                |
| Third | R25     | W39-L     | Bedroom  | 0.2 |            |                 |                  |
|       |         | W39-U     | Bedroom  | 0.8 | <b>1.0</b> | 13              | 3                |
| Third | R26     | W40-L     | Bedroom  | 0.3 |            |                 |                  |
|       |         | W40-U     | Bedroom  | 0.8 | <b>1.1</b> | 12              | 1                |
| Third | R27     | W41-L     | Bedroom  | 0.9 |            |                 |                  |
|       |         | W41-U     | Bedroom  | 4.2 | <b>5.2</b> | 35              | 7                |
| Third | R28     | W42-L     | Bedroom  | 0.3 |            |                 |                  |
|       |         | W42-U     | Bedroom  | 1.1 | <b>1.4</b> | 15              | 3                |
| Third | R29     | W43-L     | Bedroom  | 0.4 |            |                 |                  |
|       |         | W43-U     | Bedroom  | 1.2 | <b>1.6</b> | 15              | 3                |
| Third | R30     | W44-L     | LKD      | 0.1 |            |                 |                  |
|       |         | W44-U     | LKD      | 0.7 |            |                 |                  |
|       |         | W45-L     | LKD      | 0.5 |            |                 |                  |
|       |         | W45-U     | LKD      | 3.1 |            |                 |                  |
|       |         | W46-L     | LKD      | 0.1 |            |                 |                  |
|       |         | W46-U     | LKD      | 0.7 | <b>5.3</b> | 52              | 15               |
| Third | R31     | W47-L     | Bedroom  | 0.4 |            |                 |                  |
|       |         | W47-U     | Bedroom  | 1.1 | <b>1.5</b> | 13              | 2                |
| Third | R32     | W48-L     | Bedroom  | 0.4 |            |                 |                  |
|       |         | W48-U     | Bedroom  | 1.3 | <b>1.8</b> | 12              | 0                |
| Third | R33     | W49-L     | LKD      | 0.5 |            |                 |                  |

| Floor | Room ID | Window ID | Room Use | ADF | TOTAL ADF  | ROOM TOTAL APSH | ROOM WINTER APSH |
|-------|---------|-----------|----------|-----|------------|-----------------|------------------|
|       |         | W49-U     | LKD      | 2.0 | <b>2.5</b> | 34              | 7                |
| Third | R34     | W50-L     | LKD      | 0.5 |            |                 |                  |
|       |         | W50-U     | LKD      | 2.2 | <b>2.6</b> | 34              | 8                |
| Third | R35     | W51-L     | Bedroom  | 0.3 |            |                 |                  |
|       |         | W51-U     | Bedroom  | 0.9 | <b>1.2</b> | 13              | 3                |
| Third | R36     | W52-L     | Bedroom  | 0.3 |            |                 |                  |
|       |         | W52-U     | Bedroom  | 0.8 | <b>1.1</b> | 11              | 1                |
| Third | R37     | W53-L     | LKD      | 0.1 |            |                 |                  |
|       |         | W53-U     | LKD      | 0.8 |            |                 |                  |
|       |         | W54-L     | LKD      | 0.6 |            |                 |                  |
|       |         | W54-U     | LKD      | 3.3 |            |                 |                  |
|       |         | W55-L     | LKD      | 0.1 |            |                 |                  |
|       |         | W55-U     | LKD      | 0.8 | <b>5.7</b> | 53              | 18               |
| Third | R38     | W56-L     | Bedroom  | 0.4 |            |                 |                  |
|       |         | W56-U     | Bedroom  | 1.3 | <b>1.7</b> | 14              | 5                |
| Third | R39     | W57-L     | Bedroom  | 0.4 |            |                 |                  |
|       |         | W57-U     | Bedroom  | 1.3 | <b>1.7</b> | 13              | 3                |
| Third | R40     | W58-L     | Bedroom  | 1.0 |            |                 |                  |
|       |         | W58-U     | Bedroom  | 4.5 | <b>5.6</b> | 40              | 13               |
| Third | R41     | W59-L     | LKD      | 0.5 |            |                 |                  |
|       |         | W59-U     | LKD      | 2.1 |            |                 |                  |
|       |         | W60-L     | LKD      | 0.5 |            |                 |                  |
|       |         | W60-U     | LKD      | 2.3 | <b>5.5</b> | 78              | 27               |
| Third | R42     | W61-L     | Bedroom  | 1.0 |            |                 |                  |
|       |         | W61-U     | Bedroom  | 4.5 | <b>5.6</b> | 63              | 25               |
| Third | R43     | W62-L     | Bedroom  | 0.3 |            |                 |                  |
|       |         | W62-U     | Bedroom  | 1.2 | <b>1.6</b> | 17              | 17               |
| Third | R44     | W63-L     | LKD      | 0.4 |            |                 |                  |
|       |         | W63-U     | LKD      | 2.6 | <b>3.0</b> | 74              | 27               |
| Third | R45     | W64-L     | Bedroom  | 0.4 |            |                 |                  |
|       |         | W64-U     | Bedroom  | 1.3 | <b>1.7</b> | 22              | 22               |
| Third | R46     | W65-L     | Bedroom  | 0.5 |            |                 |                  |
|       |         | W65-U     | Bedroom  | 1.6 | <b>2.1</b> | 21              | 21               |
| Third | R47     | W66-L     | Bedroom  | 1.0 |            |                 |                  |
|       |         | W66-U     | Bedroom  | 4.7 | <b>5.8</b> | 64              | 26               |
| Third | R48     | W67-L     | LKD      | 0.4 |            |                 |                  |
|       |         | W67-U     | LKD      | 1.9 | <b>2.4</b> | 63              | 25               |
| Third | R49     | W68-L     | Bedroom  | 0.5 |            |                 |                  |
|       |         | W68-U     | Bedroom  | 1.7 | <b>2.3</b> | 23              | 23               |
| Third | R50     | W69-L     | Bedroom  | 0.5 |            |                 |                  |
|       |         | W69-U     | Bedroom  | 1.6 | <b>2.1</b> | 23              | 23               |
| Third | R51     | W70-L     | LKD      | 0.4 |            |                 |                  |
|       |         | W70-U     | LKD      | 2.0 |            |                 |                  |
|       |         | W71-L     | LKD      | 0.1 |            |                 |                  |
|       |         | W71-U     | LKD      | 0.7 |            |                 |                  |
|       |         | W72-L     | LKD      | 0.4 |            |                 |                  |
|       |         | W72-U     | LKD      | 2.2 |            |                 |                  |
|       |         | W73-L     | LKD      | 0.1 |            |                 |                  |
|       |         | W73-U     | LKD      | 0.6 | <b>6.5</b> | 65              | 22               |
| Third | R52     | W74-L     | Bedroom  | 0.3 |            |                 |                  |
|       |         | W74-U     | Bedroom  | 0.7 | <b>1.0</b> | N/A             | N/A              |

| Floor  | Room ID | Window ID | Room Use | ADF | TOTAL ADF | ROOM TOTAL APSH | ROOM WINTER APSH |
|--------|---------|-----------|----------|-----|-----------|-----------------|------------------|
| Third  | R53     | W75-L     | Bedroom  | 0.3 | 1.0       | N/A             | N/A              |
|        |         | W75-U     | Bedroom  | 0.7 |           |                 |                  |
| Third  | R54     | W76-L     | LKD      | 0.1 | 5.9       | 32              | 10               |
|        |         | W76-U     | LKD      | 0.6 |           |                 |                  |
|        |         | W77-L     | LKD      | 0.4 |           |                 |                  |
|        |         | W77-U     | LKD      | 2.2 |           |                 |                  |
|        |         | W78-L     | LKD      | 0.1 |           |                 |                  |
|        |         | W78-U     | LKD      | 0.7 |           |                 |                  |
|        |         | W79-L     | LKD      | 0.3 |           |                 |                  |
|        |         | W79-U     | LKD      | 1.5 |           |                 |                  |
| Fourth | R1      | W1-L      | Bedroom  | 0.4 | 1.7       | N/A             | N/A              |
|        |         | W1-U      | Bedroom  | 1.3 |           |                 |                  |
| Fourth | R2      | W2-L      | Bedroom  | 0.4 | 1.7       | N/A             | N/A              |
|        |         | W2-U      | Bedroom  | 1.3 |           |                 |                  |
| Fourth | R3      | W3-L      | LKD      | 0.1 | 4.3       | 8               | 0                |
|        |         | W3-U      | LKD      | 0.6 |           |                 |                  |
|        |         | W5-L      | LKD      | 0.1 |           |                 |                  |
|        |         | W5-U      | LKD      | 0.6 |           |                 |                  |
|        |         | W4-L      | LKD      | 0.4 |           |                 |                  |
|        |         | W4-U      | LKD      | 2.5 |           |                 |                  |
| Fourth | R4      | W6-L      | Bedroom  | 0.4 | 1.9       | N/A             | N/A              |
|        |         | W6-U      | Bedroom  | 1.5 |           |                 |                  |
| Fourth | R5      | W7-L      | Bedroom  | 0.4 | 1.8       | N/A             | N/A              |
|        |         | W7-U      | Bedroom  | 1.4 |           |                 |                  |
| Fourth | R6      | W8-L      | LKD      | 0.4 | 1.9       | N/A             | N/A              |
|        |         | W8-U      | LKD      | 1.5 |           |                 |                  |
| Fourth | R7      | W9-L      | Bedroom  | 0.3 | 1.4       | N/A             | N/A              |
|        |         | W9-U      | Bedroom  | 1.1 |           |                 |                  |
| Fourth | R8      | W10-L     | Bedroom  | 0.3 | 1.2       | N/A             | N/A              |
|        |         | W10-U     | Bedroom  | 1.0 |           |                 |                  |
| Fourth | R9      | W11-L     | Bedroom  | 0.3 | 1.4       | N/A             | N/A              |
|        |         | W11-U     | Bedroom  | 1.1 |           |                 |                  |
| Fourth | R10     | W12-L     | LKD      | 0.1 | 5.3       | 21              | 0                |
|        |         | W12-U     | LKD      | 0.5 |           |                 |                  |
|        |         | W13-L     | LKD      | 0.5 |           |                 |                  |
|        |         | W13-U     | LKD      | 3.3 |           |                 |                  |
|        |         | W14-L     | LKD      | 0.1 |           |                 |                  |
|        |         | W14-U     | LKD      | 0.8 |           |                 |                  |
| Fourth | R11     | W15-L     | Bedroom  | 0.3 | 1.3       | N/A             | N/A              |
|        |         | W15-U     | Bedroom  | 1.0 |           |                 |                  |
| Fourth | R12     | W16-L     | Bedroom  | 0.3 | 1.3       | N/A             | N/A              |
|        |         | W16-U     | Bedroom  | 1.0 |           |                 |                  |
| Fourth | R13     | W17-L     | LKD      | 0.5 | 2.4       | N/A             | N/A              |
|        |         | W17-U     | LKD      | 2.0 |           |                 |                  |
| Fourth | R14     | W18-L     | LKD      | 0.5 | 2.4       | N/A             | N/A              |
|        |         | W18-U     | LKD      | 2.0 |           |                 |                  |
| Fourth | R15     | W19-L     | Bedroom  | 0.4 | 1.9       | N/A             | N/A              |
|        |         | W19-U     | Bedroom  | 1.5 |           |                 |                  |
| Fourth | R16     | W20-L     | Bedroom  | 0.4 | 1.7       | N/A             | N/A              |
|        |         | W20-U     | Bedroom  | 1.3 |           |                 |                  |
| Fourth | R17     | W21-L     | LKD      | 0.1 |           |                 |                  |

| Floor  | Room ID | Window ID | Room Use | ADF | TOTAL ADF  | ROOM TOTAL APSH | ROOM WINTER APSH |
|--------|---------|-----------|----------|-----|------------|-----------------|------------------|
|        |         | W21-U     | LKD      | 0.8 |            |                 |                  |
|        |         | W22-L     | LKD      | 0.6 |            |                 |                  |
|        |         | W22-U     | LKD      | 3.3 |            |                 |                  |
|        |         | W23-L     | LKD      | 0.1 |            |                 |                  |
|        |         | W23-U     | LKD      | 0.8 | <b>5.6</b> | 36              | 7                |
| Fourth | R18     | W24-L     | Bedroom  | 0.4 |            |                 |                  |
|        |         | W24-U     | Bedroom  | 1.4 | <b>1.8</b> | N/A             | N/A              |
| Fourth | R19     | W25-L     | Bedroom  | 0.4 |            |                 |                  |
|        |         | W25-U     | Bedroom  | 1.3 | <b>1.7</b> | N/A             | N/A              |
| Fourth | R20     | W26-L     | Bedroom  | 1.0 |            |                 |                  |
|        |         | W26-U     | Bedroom  | 4.4 | <b>5.4</b> | N/A             | N/A              |
| Fourth | R21     | W27-L     | Bedroom  | 0.3 |            |                 |                  |
|        |         | W27-U     | Bedroom  | 1.0 | <b>1.3</b> | N/A             | N/A              |
| Fourth | R22     | W28-L     | Bedroom  | 0.3 |            |                 |                  |
|        |         | W28-U     | Bedroom  | 1.0 | <b>1.3</b> | N/A             | N/A              |
| Fourth | R23     | W29-L     | LKD      | 0.3 |            |                 |                  |
|        |         | W29-U     | LKD      | 1.2 |            |                 |                  |
|        |         | W30-L     | LKD      | 0.1 |            |                 |                  |
|        |         | W30-U     | LKD      | 0.5 |            |                 |                  |
|        |         | W31-L     | LKD      | 0.4 |            |                 |                  |
|        |         | W31-U     | LKD      | 2.1 |            |                 |                  |
|        |         | W32-L     | LKD      | 0.1 |            |                 |                  |
|        |         | W32-U     | LKD      | 0.5 |            |                 |                  |
|        |         | W33-L     | LKD      | 0.1 |            |                 |                  |
|        |         | W33-U     | LKD      | 0.5 | <b>5.7</b> | 35              | 2                |
| Fourth | R24     | W34-L     | LKD      | 0.1 |            |                 |                  |
|        |         | W34-U     | LKD      | 0.5 |            |                 |                  |
|        |         | W35-L     | LKD      | 0.1 |            |                 |                  |
|        |         | W35-U     | LKD      | 0.4 |            |                 |                  |
|        |         | W36-L     | LKD      | 0.4 |            |                 |                  |
|        |         | W36-U     | LKD      | 2.2 |            |                 |                  |
|        |         | W37-L     | LKD      | 0.1 |            |                 |                  |
|        |         | W37-U     | LKD      | 0.5 |            |                 |                  |
|        |         | W38-L     | LKD      | 0.3 |            |                 |                  |
|        |         | W38-U     | LKD      | 1.2 | <b>5.8</b> | 43              | 11               |
| Fourth | R25     | W39-L     | Bedroom  | 0.3 |            |                 |                  |
|        |         | W39-U     | Bedroom  | 0.9 | <b>1.2</b> | 16              | 4                |
| Fourth | R26     | W40-L     | Bedroom  | 0.3 |            |                 |                  |
|        |         | W40-U     | Bedroom  | 1.0 | <b>1.2</b> | 15              | 2                |
| Fourth | R27     | W41-L     | Bedroom  | 1.0 |            |                 |                  |
|        |         | W41-U     | Bedroom  | 4.3 | <b>5.3</b> | 41              | 9                |
| Fourth | R28     | W42-L     | Bedroom  | 0.4 |            |                 |                  |
|        |         | W42-U     | Bedroom  | 1.2 | <b>1.6</b> | 19              | 4                |
| Fourth | R29     | W43-L     | Bedroom  | 0.4 |            |                 |                  |
|        |         | W43-U     | Bedroom  | 1.4 | <b>1.8</b> | 19              | 4                |
| Fourth | R30     | W44-L     | LKD      | 0.1 |            |                 |                  |
|        |         | W44-U     | LKD      | 0.8 |            |                 |                  |
|        |         | W45-L     | LKD      | 0.5 |            |                 |                  |
|        |         | W45-U     | LKD      | 3.3 |            |                 |                  |
|        |         | W46-L     | LKD      | 0.1 |            |                 |                  |
|        |         | W46-U     | LKD      | 0.8 | <b>5.7</b> | 60              | 17               |
| Fourth | R31     | W47-L     | Bedroom  | 0.4 |            |                 |                  |
|        |         | W47-U     | Bedroom  | 1.3 | <b>1.6</b> | 18              | 3                |
| Fourth | R32     | W48-L     | Bedroom  | 0.5 |            |                 |                  |
|        |         | W48-U     | Bedroom  | 1.5 | <b>2.0</b> | 16              | 2                |

| Floor  | Room ID | Window ID | Room Use | ADF | TOTAL ADF | ROOM TOTAL APSH | ROOM WINTER APSH |
|--------|---------|-----------|----------|-----|-----------|-----------------|------------------|
| Fourth | R33     | W49-L     | LKD      | 0.5 | 2.3       | 37              | 8                |
|        |         | W49-U     | LKD      | 1.9 |           |                 |                  |
| Fourth | R34     | W50-L     | LKD      | 0.5 | 2.5       | 39              | 10               |
|        |         | W50-U     | LKD      | 2.0 |           |                 |                  |
| Fourth | R35     | W51-L     | Bedroom  | 0.3 | 1.3       | 15              | 3                |
|        |         | W51-U     | Bedroom  | 1.0 |           |                 |                  |
| Fourth | R36     | W52-L     | Bedroom  | 0.3 | 1.2       | 15              | 1                |
|        |         | W52-U     | Bedroom  | 0.9 |           |                 |                  |
| Fourth | R37     | W53-L     | LKD      | 0.1 | 6.0       | 58              | 18               |
|        |         | W53-U     | LKD      | 0.8 |           |                 |                  |
|        |         | W54-L     | LKD      | 0.6 |           |                 |                  |
|        |         | W54-U     | LKD      | 3.5 |           |                 |                  |
|        |         | W55-L     | LKD      | 0.1 |           |                 |                  |
|        |         | W55-U     | LKD      | 0.8 |           |                 |                  |
| Fourth | R38     | W56-L     | Bedroom  | 0.4 | 1.8       | 15              | 5                |
|        |         | W56-U     | Bedroom  | 1.4 |           |                 |                  |
| Fourth | R39     | W57-L     | Bedroom  | 0.4 | 1.8       | 15              | 3                |
|        |         | W57-U     | Bedroom  | 1.4 |           |                 |                  |
| Fourth | R40     | W58-L     | Bedroom  | 1.0 | 5.1       | 41              | 13               |
|        |         | W58-U     | Bedroom  | 4.1 |           |                 |                  |
| Fourth | R41     | W59-L     | LKD      | 0.5 | 5.0       | 74              | 28               |
|        |         | W59-U     | LKD      | 1.9 |           |                 |                  |
|        |         | W60-L     | LKD      | 0.5 |           |                 |                  |
|        |         | W60-U     | LKD      | 2.0 |           |                 |                  |
| Fourth | R42     | W61-L     | Bedroom  | 1.0 | 5.0       | 56              | 26               |
|        |         | W61-U     | Bedroom  | 4.0 |           |                 |                  |
| Fourth | R43     | W62-L     | Bedroom  | 0.4 | 1.6       | 17              | 17               |
|        |         | W62-U     | Bedroom  | 1.2 |           |                 |                  |
| Fourth | R44     | W63-L     | LKD      | 0.5 | 3.2       | 75              | 29               |
|        |         | W63-U     | LKD      | 2.7 |           |                 |                  |
| Fourth | R45     | W64-L     | Bedroom  | 0.4 | 1.8       | 22              | 22               |
|        |         | W64-U     | Bedroom  | 1.4 |           |                 |                  |
| Fourth | R46     | W65-L     | Bedroom  | 0.5 | 2.2       | 21              | 21               |
|        |         | W65-U     | Bedroom  | 1.7 |           |                 |                  |
| Fourth | R47     | W66-L     | Bedroom  | 1.2 | 6.1       | 64              | 26               |
|        |         | W66-U     | Bedroom  | 5.0 |           |                 |                  |
| Fourth | R48     | W67-L     | LKD      | 0.5 | 2.5       | 63              | 25               |
|        |         | W67-U     | LKD      | 2.0 |           |                 |                  |
| Fourth | R49     | W68-L     | Bedroom  | 0.6 | 2.5       | 23              | 23               |
|        |         | W68-U     | Bedroom  | 2.0 |           |                 |                  |
| Fourth | R50     | W69-L     | Bedroom  | 0.5 | 2.3       | 23              | 23               |
|        |         | W69-U     | Bedroom  | 1.8 |           |                 |                  |
| Fourth | R51     | W70-L     | LKD      | 0.5 | 6.8       | 66              | 25               |
|        |         | W70-U     | LKD      | 1.8 |           |                 |                  |
|        |         | W71-L     | LKD      | 0.1 |           |                 |                  |
|        |         | W71-U     | LKD      | 0.7 |           |                 |                  |
|        |         | W72-L     | LKD      | 0.4 |           |                 |                  |
|        |         | W72-U     | LKD      | 2.5 |           |                 |                  |
|        |         | W73-L     | LKD      | 0.1 |           |                 |                  |
|        |         | W73-U     | LKD      | 0.6 |           |                 |                  |

| Floor     | Room ID | Window ID | Room Use | ADF | TOTAL ADF | ROOM TOTAL APSH | ROOM WINTER APSH |
|-----------|---------|-----------|----------|-----|-----------|-----------------|------------------|
| Fourth    | R52     | W74-L     | Bedroom  | 0.4 | 1.4       | N/A             | N/A              |
|           |         | W74-U     | Bedroom  | 1.1 |           |                 |                  |
| Fourth    | R53     | W75-L     | Bedroom  | 0.4 | 1.4       | N/A             | N/A              |
|           |         | W75-U     | Bedroom  | 1.1 |           |                 |                  |
| Fourth    | R54     | W76-L     | LKD      | 0.1 | 6.3       | 38              | 11               |
|           |         | W76-U     | LKD      | 0.6 |           |                 |                  |
|           |         | W77-L     | LKD      | 0.4 |           |                 |                  |
|           |         | W77-U     | LKD      | 2.5 |           |                 |                  |
|           |         | W78-L     | LKD      | 0.1 |           |                 |                  |
|           |         | W78-U     | LKD      | 0.7 |           |                 |                  |
|           |         | W79-L     | LKD      | 0.4 |           |                 |                  |
|           |         | W79-U     | LKD      | 1.5 |           |                 |                  |
| <b>B3</b> |         |           |          |     |           |                 |                  |
| Ground    | R1      | W1-L      | LKD      | 0.2 | 0.8       | 9               | 0                |
|           |         | W1-U      | LKD      | 0.6 |           |                 |                  |
| Ground    | R2      | W2-L      | Bedroom  | 0.4 | 1.9       | 14              | 0                |
|           |         | W2-U      | Bedroom  | 1.6 |           |                 |                  |
| Ground    | R3      | W3-L      | Bedroom  | 0.4 | 1.9       | 15              | 0                |
|           |         | W3-U      | Bedroom  | 1.6 |           |                 |                  |
| Ground    | R4      | W4-L      | LKD      | 0.3 | 1.7       | 17              | 2                |
|           |         | W4-U      | LKD      | 1.4 |           |                 |                  |
| Ground    | R5      | W5-L      | Bedroom  | 0.3 | 1.9       | 16              | 2                |
|           |         | W5-U      | Bedroom  | 1.5 |           |                 |                  |
| Ground    | R6      | W6-L      | Bedroom  | 0.3 | 1.8       | 19              | 2                |
|           |         | W6-U      | Bedroom  | 1.5 |           |                 |                  |
| Ground    | R7      | W7-L      | LKD      | 0.3 | 1.2       | 15              | 4                |
|           |         | W7-U      | LKD      | 0.9 |           |                 |                  |
| Ground    | R8      | W8-L      | Bedroom  | 0.4 | 2.3       | 21              | 2                |
|           |         | W8-U      | Bedroom  | 1.9 |           |                 |                  |
| Ground    | R9      | W9-L      | LKD      | 0.3 | 2.5       | 26              | 2                |
|           |         | W9-U      | LKD      | 1.3 |           |                 |                  |
|           |         | W10-L     | LKD      | 0.2 |           |                 |                  |
|           |         | W10-U     | LKD      | 0.7 |           |                 |                  |
| Ground    | R10     | W11-L     | Bedroom  | 0.3 | 1.5       | N/A             | N/A              |
|           |         | W11-U     | Bedroom  | 1.2 |           |                 |                  |
| Ground    | R11     | W12-L     | Bedroom  | 0.3 | 1.6       | N/A             | N/A              |
|           |         | W12-U     | Bedroom  | 1.3 |           |                 |                  |
| Ground    | R12     | W13-L     | LKD      | 0.2 | 3.3       | N/A             | N/A              |
|           |         | W13-U     | LKD      | 0.8 |           |                 |                  |
|           |         | W14-L     | LKD      | 0.3 |           |                 |                  |
|           |         | W14-U     | LKD      | 1.4 |           |                 |                  |
|           |         | W15-L     | LKD      | 0.1 |           |                 |                  |
|           |         | W15-U     | LKD      | 0.4 |           |                 |                  |
| Ground    | R13     | W16-L     | Bedroom  | 0.8 | 3.5       | N/A             | N/A              |
|           |         | W16-U     | Bedroom  | 2.8 |           |                 |                  |
| First     | R1      | W1-L      | Bedroom  | 0.1 | 5.5       | 22              | 0                |
|           |         | W1-U      | Bedroom  | 0.6 |           |                 |                  |
|           |         | W2-L      | Bedroom  | 0.5 |           |                 |                  |
|           |         | W2-U      | Bedroom  | 3.2 |           |                 |                  |
|           |         | W3-L      | Bedroom  | 0.2 |           |                 |                  |
|           |         | W3-U      | Bedroom  | 0.9 |           |                 |                  |
| First     | R2      | W4-L      | Bedroom  | 0.3 |           |                 |                  |

| Floor | Room ID | Window ID | Room Use | ADF | TOTAL ADF  | ROOM TOTAL AP SH | ROOM WINTER AP SH |
|-------|---------|-----------|----------|-----|------------|------------------|-------------------|
|       |         | W4-U      | Bedroom  | 0.6 | <b>0.9</b> | 4                | 0                 |
| First | R3      | W5-L      | Bedroom  | 0.3 |            |                  |                   |
|       |         | W5-U      | Bedroom  | 0.5 | <b>0.8</b> | 5                | 1                 |
| First | R4      | W6-L      | LKD      | 0.3 |            |                  |                   |
|       |         | W6-U      | LKD      | 1.4 | <b>1.8</b> | 20               | 2                 |
| First | R5      | W7-L      | LKD      | 0.4 |            |                  |                   |
|       |         | W7-U      | LKD      | 1.7 | <b>2.1</b> | 22               | 3                 |
| First | R6      | W8-L      | Bedroom  | 0.3 |            |                  |                   |
|       |         | W8-U      | Bedroom  | 0.8 | <b>1.2</b> | 6                | 0                 |
| First | R7      | W9-L      | Bedroom  | 0.3 |            |                  |                   |
|       |         | W9-U      | Bedroom  | 0.8 | <b>1.1</b> | 8                | 1                 |
| First | R8      | W10-L     | Bedroom  | 0.1 |            |                  |                   |
|       |         | W10-U     | Bedroom  | 0.9 |            |                  |                   |
|       |         | W11-L     | Bedroom  | 0.6 |            |                  |                   |
|       |         | W11-U     | Bedroom  | 3.6 |            |                  |                   |
|       |         | W12-L     | Bedroom  | 0.1 |            |                  |                   |
|       |         | W12-U     | Bedroom  | 0.8 | <b>6.2</b> | 39               | 9                 |
| First | R9      | W13-L     | Bedroom  | 0.3 |            |                  |                   |
|       |         | W13-U     | Bedroom  | 0.9 | <b>1.2</b> | 8                | 0                 |
| First | R10     | W14-L     | LKD      | 0.3 |            |                  |                   |
|       |         | W14-U     | LKD      | 1.4 |            |                  |                   |
|       |         | W15-L     | LKD      | 0.1 |            |                  |                   |
|       |         | W15-U     | LKD      | 0.5 |            |                  |                   |
|       |         | W16-L     | LKD      | 0.3 |            |                  |                   |
|       |         | W16-U     | LKD      | 1.6 |            |                  |                   |
|       |         | W17-L     | LKD      | 0.1 |            |                  |                   |
|       |         | W17-U     | LKD      | 0.5 | <b>4.7</b> | 35               | 4                 |
| First | R11     | W18-L     | Bedroom  | 0.2 |            |                  |                   |
|       |         | W18-U     | Bedroom  | 0.5 | <b>0.7</b> | N/A              | N/A               |
| First | R12     | W19-L     | Bedroom  | 0.1 |            |                  |                   |
|       |         | W19-U     | Bedroom  | 0.2 | <b>0.3</b> | N/A              | N/A               |
| First | R13     | W20-L     | LKD      | 0.1 |            |                  |                   |
|       |         | W20-U     | LKD      | 0.4 |            |                  |                   |
|       |         | W21-L     | LKD      | 0.3 |            |                  |                   |
|       |         | W21-U     | LKD      | 1.9 |            |                  |                   |
|       |         | W22-L     | LKD      | 0.1 |            |                  |                   |
|       |         | W22-U     | LKD      | 0.7 |            |                  |                   |
|       |         | W23-L     | LKD      | 0.5 |            |                  |                   |
|       |         | W23-U     | LKD      | 2.0 | <b>6.1</b> | 29               | 2                 |
| First | R14     | W24-L     | Bedroom  | 0.4 |            |                  |                   |
|       |         | W24-U     | Bedroom  | 1.5 | <b>2.0</b> | N/A              | N/A               |
| First | R15     | W25-L     | Bedroom  | 0.2 |            |                  |                   |
|       |         | W25-U     | Bedroom  | 1.1 |            |                  |                   |
|       |         | W26-L     | Bedroom  | 0.8 |            |                  |                   |
|       |         | W26-U     | Bedroom  | 5.0 |            |                  |                   |
|       |         | W27-L     | Bedroom  | 0.2 |            |                  |                   |
|       |         | W27-U     | Bedroom  | 1.0 | <b>8.3</b> | 34               | 5                 |
| First | R16     | W28-L     | Bedroom  | 0.5 |            |                  |                   |
|       |         | W28-U     | Bedroom  | 1.6 | <b>2.1</b> | N/A              | N/A               |
| First | R17     | W29-L     | Bedroom  | 0.5 |            |                  |                   |
|       |         | W29-U     | Bedroom  | 1.6 | <b>2.1</b> | N/A              | N/A               |
| First | R18     | W30-L     | LKD      | 0.5 |            |                  |                   |
|       |         | W30-U     | LKD      | 2.1 | <b>2.6</b> | N/A              | N/A               |

| Floor  | Room ID | Window ID | Room Use | ADF | TOTAL ADF | ROOM TOTAL APSH | ROOM WINTER APSH |
|--------|---------|-----------|----------|-----|-----------|-----------------|------------------|
| First  | R19     | W31-L     | LKD      | 0.5 | 2.6       | N/A             | N/A              |
|        |         | W31-U     | LKD      | 2.1 |           |                 |                  |
| First  | R20     | W32-L     | Bedroom  | 0.4 | 1.9       | N/A             | N/A              |
|        |         | W32-U     | Bedroom  | 1.4 |           |                 |                  |
| First  | R21     | W33-L     | Bedroom  | 0.4 | 1.5       | N/A             | N/A              |
|        |         | W33-U     | Bedroom  | 1.2 |           |                 |                  |
| First  | R22     | W34-L     | LKD      | 0.1 | 4.5       | 23              | 4                |
|        |         | W34-U     | LKD      | 0.6 |           |                 |                  |
|        |         | W35-L     | LKD      | 0.4 |           |                 |                  |
|        |         | W35-U     | LKD      | 2.5 |           |                 |                  |
|        |         | W36-L     | LKD      | 0.1 |           |                 |                  |
|        |         | W36-U     | LKD      | 0.5 |           |                 |                  |
|        |         | W37-L     | LKD      | 0.1 |           |                 |                  |
|        |         | W37-U     | LKD      | 0.2 |           |                 |                  |
| First  | R23     | W38-L     | Bedroom  | 0.3 | 1.0       | N/A             | N/A              |
|        |         | W38-U     | Bedroom  | 0.7 |           |                 |                  |
| First  | R24     | W39-L     | Bedroom  | 0.3 | 1.0       | N/A             | N/A              |
|        |         | W39-U     | Bedroom  | 0.7 |           |                 |                  |
| First  | R25     | W40-L     | LKD      | 0.3 | 3.4       | 30              | 3                |
|        |         | W40-U     | LKD      | 1.3 |           |                 |                  |
|        |         | W41-L     | LKD      | 0.3 |           |                 |                  |
|        |         | W41-U     | LKD      | 1.5 |           |                 |                  |
| First  | R26     | W42-L     | Bedroom  | 0.1 | 0.3       | 0               | 0                |
|        |         | W42-U     | Bedroom  | 0.2 |           |                 |                  |
| First  | R27     | W43-L     | LKD      | 0.2 | 3.1       | 24              | 0                |
|        |         | W43-U     | LKD      | 1.3 |           |                 |                  |
|        |         | W44-L     | LKD      | 0.3 |           |                 |                  |
|        |         | W44-U     | LKD      | 1.3 |           |                 |                  |
| First  | R28     | W45-L     | Bedroom  | 0.2 | 0.8       | 2               | 0                |
|        |         | W45-U     | Bedroom  | 0.5 |           |                 |                  |
| Second | R1      | W1-L      | Bedroom  | 0.1 | 6.0       | 30              | 2                |
|        |         | W1-U      | Bedroom  | 0.6 |           |                 |                  |
|        |         | W2-L      | Bedroom  | 0.6 |           |                 |                  |
|        |         | W2-U      | Bedroom  | 3.5 |           |                 |                  |
|        |         | W3-L      | Bedroom  | 0.2 |           |                 |                  |
|        |         | W3-U      | Bedroom  | 1.0 |           |                 |                  |
| Second | R2      | W4-L      | Bedroom  | 0.3 | 1.3       | 9               | 0                |
|        |         | W4-U      | Bedroom  | 0.9 |           |                 |                  |
| Second | R3      | W5-L      | Bedroom  | 0.3 | 1.2       | 10              | 1                |
|        |         | W5-U      | Bedroom  | 0.9 |           |                 |                  |
| Second | R4      | W6-L      | LKD      | 0.3 | 1.6       | 25              | 4                |
|        |         | W6-U      | LKD      | 1.3 |           |                 |                  |
| Second | R5      | W7-L      | LKD      | 0.4 | 1.9       | 25              | 4                |
|        |         | W7-U      | LKD      | 1.5 |           |                 |                  |
| Second | R6      | W8-L      | Bedroom  | 0.4 | 1.5       | 9               | 0                |
|        |         | W8-U      | Bedroom  | 1.1 |           |                 |                  |
| Second | R7      | W9-L      | Bedroom  | 0.3 | 1.3       | 13              | 1                |
|        |         | W9-U      | Bedroom  | 1.0 |           |                 |                  |
| Second | R8      | W10-L     | Bedroom  | 0.2 | 0.1       |                 |                  |
|        |         | W10-U     | Bedroom  | 0.9 |           |                 |                  |
|        |         | W11-L     | Bedroom  | 0.6 |           |                 |                  |
|        |         | W11-U     | Bedroom  | 3.9 |           |                 |                  |
|        |         | W12-L     | Bedroom  | 0.1 |           |                 |                  |



| Floor  | Room ID | Window ID | Room Use | ADF | TOTAL ADF  | ROOM TOTAL APSH | ROOM WINTER APSH |
|--------|---------|-----------|----------|-----|------------|-----------------|------------------|
|        |         | W12-U     | Bedroom  | 0.9 | <b>6.7</b> | 46              | 9                |
| Second | R9      | W13-L     | Bedroom  | 0.3 |            |                 |                  |
|        |         | W13-U     | Bedroom  | 1.0 | <b>1.4</b> | 11              | 0                |
| Second | R10     | W14-L     | LKD      | 0.3 |            |                 |                  |
|        |         | W14-U     | LKD      | 1.3 |            |                 |                  |
|        |         | W15-L     | LKD      | 0.1 |            |                 |                  |
|        |         | W15-U     | LKD      | 0.5 |            |                 |                  |
|        |         | W16-L     | LKD      | 0.3 |            |                 |                  |
|        |         | W16-U     | LKD      | 1.8 |            |                 |                  |
|        |         | W17-L     | LKD      | 0.1 |            |                 |                  |
|        |         | W17-U     | LKD      | 0.6 | <b>5.0</b> | 35              | 4                |
| Second | R11     | W18-L     | Bedroom  | 0.2 |            |                 |                  |
|        |         | W18-U     | Bedroom  | 0.6 | <b>0.8</b> | N/A             | N/A              |
| Second | R12     | W19-L     | Bedroom  | 0.2 |            |                 |                  |
|        |         | W19-U     | Bedroom  | 0.2 | <b>0.4</b> | N/A             | N/A              |
| Second | R13     | W20-L     | LKD      | 0.1 |            |                 |                  |
|        |         | W20-U     | LKD      | 0.5 |            |                 |                  |
|        |         | W21-L     | LKD      | 0.4 |            |                 |                  |
|        |         | W21-U     | LKD      | 2.1 |            |                 |                  |
|        |         | W22-L     | LKD      | 0.1 |            |                 |                  |
|        |         | W22-U     | LKD      | 0.7 |            |                 |                  |
|        |         | W23-L     | LKD      | 0.5 |            |                 |                  |
|        |         | W23-U     | LKD      | 1.8 | <b>6.1</b> | 31              | 2                |
| Second | R14     | W24-L     | Bedroom  | 0.4 |            |                 |                  |
|        |         | W24-U     | Bedroom  | 1.6 | <b>2.0</b> | N/A             | N/A              |
| Second | R15     | W25-L     | Bedroom  | 0.2 |            |                 |                  |
|        |         | W25-U     | Bedroom  | 1.1 |            |                 |                  |
|        |         | W26-L     | Bedroom  | 0.9 |            |                 |                  |
|        |         | W26-U     | Bedroom  | 5.3 |            |                 |                  |
|        |         | W27-L     | Bedroom  | 0.2 |            |                 |                  |
|        |         | W27-U     | Bedroom  | 1.0 | <b>8.8</b> | 37              | 7                |
| Second | R16     | W28-L     | Bedroom  | 0.5 |            |                 |                  |
|        |         | W28-U     | Bedroom  | 1.8 | <b>2.3</b> | N/A             | N/A              |
| Second | R17     | W29-L     | Bedroom  | 0.5 |            |                 |                  |
|        |         | W29-U     | Bedroom  | 1.8 | <b>2.3</b> | N/A             | N/A              |
| Second | R18     | W30-L     | LKD      | 0.5 |            |                 |                  |
|        |         | W30-U     | LKD      | 2.0 | <b>2.5</b> | N/A             | N/A              |
| Second | R19     | W31-L     | LKD      | 0.5 |            |                 |                  |
|        |         | W31-U     | LKD      | 2.0 | <b>2.5</b> | N/A             | N/A              |
| Second | R20     | W32-L     | Bedroom  | 0.5 |            |                 |                  |
|        |         | W32-U     | Bedroom  | 1.6 | <b>2.1</b> | N/A             | N/A              |
| Second | R21     | W33-L     | Bedroom  | 0.4 |            |                 |                  |
|        |         | W33-U     | Bedroom  | 1.3 | <b>1.7</b> | N/A             | N/A              |
| Second | R22     | W34-L     | LKD      | 0.1 |            |                 |                  |
|        |         | W34-U     | LKD      | 0.7 |            |                 |                  |
|        |         | W35-L     | LKD      | 0.4 |            |                 |                  |
|        |         | W35-U     | LKD      | 2.7 |            |                 |                  |
|        |         | W36-L     | LKD      | 0.1 |            |                 |                  |
|        |         | W36-U     | LKD      | 0.6 |            |                 |                  |
|        |         | W37-L     | LKD      | 0.1 |            |                 |                  |
|        |         | W37-U     | LKD      | 0.3 | <b>4.9</b> | 28              | 4                |
| Second | R23     | W38-L     | Bedroom  | 0.3 |            |                 |                  |
|        |         | W38-U     | Bedroom  | 0.9 | <b>1.3</b> | N/A             | N/A              |
| Second | R24     | W39-L     | Bedroom  | 0.4 |            |                 |                  |

| Floor  | Room ID | Window ID | Room Use | ADF | TOTAL ADF  | ROOM TOTAL APSH | ROOM WINTER APSH |
|--------|---------|-----------|----------|-----|------------|-----------------|------------------|
|        |         | W39-U     | Bedroom  | 1.0 | <b>1.4</b> | N/A             | N/A              |
| Second | R25     | W40-L     | LKD      | 0.3 |            |                 |                  |
|        |         | W40-U     | LKD      | 1.2 |            |                 |                  |
|        |         | W41-L     | LKD      | 0.3 |            |                 |                  |
|        |         | W41-U     | LKD      | 1.7 | <b>3.5</b> | 37              | 3                |
| Second | R26     | W42-L     | Bedroom  | 0.1 |            |                 |                  |
|        |         | W42-U     | Bedroom  | 0.3 | <b>0.4</b> | 0               | 0                |
| Second | R27     | W43-L     | LKD      | 0.2 |            |                 |                  |
|        |         | W43-U     | LKD      | 1.5 |            |                 |                  |
|        |         | W44-L     | LKD      | 0.3 |            |                 |                  |
|        |         | W44-U     | LKD      | 1.2 | <b>3.2</b> | 35              | 0                |
| Second | R28     | W45-L     | Bedroom  | 0.3 |            |                 |                  |
|        |         | W45-U     | Bedroom  | 0.7 | <b>1.0</b> | 7               | 0                |
| Third  | R1      | W1-L      | Bedroom  | 0.1 |            |                 |                  |
|        |         | W1-U      | Bedroom  | 0.8 |            |                 |                  |
|        |         | W2-L      | Bedroom  | 0.6 |            |                 |                  |
|        |         | W2-U      | Bedroom  | 3.9 |            |                 |                  |
|        |         | W3-L      | Bedroom  | 0.2 |            |                 |                  |
|        |         | W3-U      | Bedroom  | 1.1 | <b>6.7</b> | 40              | 5                |
| Third  | R2      | W4-L      | Bedroom  | 0.4 |            |                 |                  |
|        |         | W4-U      | Bedroom  | 1.2 | <b>1.5</b> | 12              | 1                |
| Third  | R3      | W5-L      | Bedroom  | 0.4 |            |                 |                  |
|        |         | W5-U      | Bedroom  | 1.1 | <b>1.5</b> | 14              | 3                |
| Third  | R4      | W6-L      | LKD      | 0.4 |            |                 |                  |
|        |         | W6-U      | LKD      | 1.7 | <b>2.1</b> | 31              | 5                |
| Third  | R5      | W7-L      | LKD      | 0.5 |            |                 |                  |
|        |         | W7-U      | LKD      | 2.0 | <b>2.5</b> | 32              | 5                |
| Third  | R6      | W8-L      | Bedroom  | 0.4 |            |                 |                  |
|        |         | W8-U      | Bedroom  | 1.3 | <b>1.7</b> | 14              | 2                |
| Third  | R7      | W9-L      | Bedroom  | 0.4 |            |                 |                  |
|        |         | W9-U      | Bedroom  | 1.2 | <b>1.5</b> | 16              | 4                |
| Third  | R8      | W10-L     | Bedroom  | 0.2 |            |                 |                  |
|        |         | W10-U     | Bedroom  | 1.0 |            |                 |                  |
|        |         | W11-L     | Bedroom  | 0.7 |            |                 |                  |
|        |         | W11-U     | Bedroom  | 4.2 |            |                 |                  |
|        |         | W12-L     | Bedroom  | 0.2 |            |                 |                  |
|        |         | W12-U     | Bedroom  | 1.0 | <b>7.2</b> | 55              | 13               |
| Third  | R9      | W13-L     | Bedroom  | 0.4 |            |                 |                  |
|        |         | W13-U     | Bedroom  | 1.2 | <b>1.5</b> | 15              | 2                |
| Third  | R10     | W14-L     | LKD      | 0.4 |            |                 |                  |
|        |         | W14-U     | LKD      | 1.6 |            |                 |                  |
|        |         | W15-L     | LKD      | 0.1 |            |                 |                  |
|        |         | W15-U     | LKD      | 0.6 |            |                 |                  |
|        |         | W16-L     | LKD      | 0.3 |            |                 |                  |
|        |         | W16-U     | LKD      | 2.1 |            |                 |                  |
|        |         | W17-L     | LKD      | 0.1 |            |                 |                  |
|        |         | W17-U     | LKD      | 0.6 | <b>5.8</b> | 36              | 4                |
| Third  | R11     | W18-L     | Bedroom  | 0.3 |            |                 |                  |
|        |         | W18-U     | Bedroom  | 0.8 | <b>1.1</b> | N/A             | N/A              |
| Third  | R12     | W19-L     | Bedroom  | 0.2 |            |                 |                  |
|        |         | W19-U     | Bedroom  | 0.7 | <b>0.9</b> | N/A             | N/A              |
| Third  | R13     | W20-L     | LKD      | 0.1 |            |                 |                  |
|        |         | W20-U     | LKD      | 0.5 |            |                 |                  |

| Floor     | Room ID | Window ID | Room Use | ADF | TOTAL ADF  | ROOM TOTAL APSH | ROOM WINTER APSH |
|-----------|---------|-----------|----------|-----|------------|-----------------|------------------|
|           |         | W21-L     | LKD      | 0.4 |            |                 |                  |
|           |         | W21-U     | LKD      | 2.4 |            |                 |                  |
|           |         | W22-L     | LKD      | 0.1 |            |                 |                  |
|           |         | W22-U     | LKD      | 0.7 |            |                 |                  |
|           |         | W23-L     | LKD      | 0.5 |            |                 |                  |
|           |         | W23-U     | LKD      | 2.1 | <b>6.8</b> | 31              | 2                |
| Third     | R14     | W24-L     | Bedroom  | 0.5 |            |                 |                  |
|           |         | W24-U     | Bedroom  | 1.6 | <b>2.1</b> | N/A             | N/A              |
| Third     | R15     | W25-L     | Bedroom  | 0.2 |            |                 |                  |
|           |         | W25-U     | Bedroom  | 1.2 |            |                 |                  |
|           |         | W26-L     | Bedroom  | 0.9 |            |                 |                  |
|           |         | W26-U     | Bedroom  | 5.4 |            |                 |                  |
|           |         | W27-L     | Bedroom  | 0.2 |            |                 |                  |
|           |         | W27-U     | Bedroom  | 1.1 | <b>9.0</b> | 40              | 7                |
| Third     | R16     | W28-L     | Bedroom  | 0.5 |            |                 |                  |
|           |         | W28-U     | Bedroom  | 1.9 | <b>2.4</b> | N/A             | N/A              |
| Third     | R17     | W29-L     | Bedroom  | 0.5 |            |                 |                  |
|           |         | W29-U     | Bedroom  | 1.9 | <b>2.4</b> | N/A             | N/A              |
| Third     | R18     | W30-L     | LKD      | 0.6 |            |                 |                  |
|           |         | W30-U     | LKD      | 2.4 | <b>3.0</b> | N/A             | N/A              |
| Third     | R19     | W31-L     | LKD      | 0.6 |            |                 |                  |
|           |         | W31-U     | LKD      | 2.5 | <b>3.0</b> | N/A             | N/A              |
| Third     | R20     | W32-L     | Bedroom  | 0.5 |            |                 |                  |
|           |         | W32-U     | Bedroom  | 1.8 | <b>2.4</b> | N/A             | N/A              |
| Third     | R21     | W33-L     | Bedroom  | 0.4 |            |                 |                  |
|           |         | W33-U     | Bedroom  | 1.5 | <b>1.9</b> | N/A             | N/A              |
| Third     | R22     | W34-L     | LKD      | 0.1 |            |                 |                  |
|           |         | W34-U     | LKD      | 0.7 |            |                 |                  |
|           |         | W35-L     | LKD      | 0.5 |            |                 |                  |
|           |         | W35-U     | LKD      | 2.9 |            |                 |                  |
|           |         | W36-L     | LKD      | 0.1 |            |                 |                  |
|           |         | W36-U     | LKD      | 0.6 |            |                 |                  |
|           |         | W37-L     | LKD      | 0.1 |            |                 |                  |
|           |         | W37-U     | LKD      | 0.3 | <b>5.4</b> | 38              | 7                |
| Third     | R23     | W38-L     | Bedroom  | 0.4 |            |                 |                  |
|           |         | W38-U     | Bedroom  | 1.2 | <b>1.5</b> | N/A             | N/A              |
| Third     | R24     | W39-L     | Bedroom  | 0.4 |            |                 |                  |
|           |         | W39-U     | Bedroom  | 1.3 | <b>1.7</b> | N/A             | N/A              |
| Third     | R25     | W40-L     | LKD      | 0.4 |            |                 |                  |
|           |         | W40-U     | LKD      | 1.7 |            |                 |                  |
|           |         | W41-L     | LKD      | 0.3 |            |                 |                  |
|           |         | W41-U     | LKD      | 2.0 | <b>4.4</b> | 49              | 4                |
| Third     | R26     | W42-L     | Bedroom  | 0.2 |            |                 |                  |
|           |         | W42-U     | Bedroom  | 0.3 | <b>0.5</b> | 0               | 0                |
| Third     | R27     | W43-L     | LKD      | 0.3 |            |                 |                  |
|           |         | W43-U     | LKD      | 1.7 |            |                 |                  |
|           |         | W44-L     | LKD      | 0.4 |            |                 |                  |
|           |         | W44-U     | LKD      | 1.6 | <b>3.9</b> | 46              | 0                |
| Third     | R28     | W45-L     | Bedroom  | 0.3 |            |                 |                  |
|           |         | W45-U     | Bedroom  | 0.9 | <b>1.2</b> | 9               | 0                |
| <b>B4</b> |         |           |          |     |            |                 |                  |
| First     | R1      | W1-L      | LKD      | 0.1 |            |                 |                  |
|           |         | W1-U      | LKD      | 0.3 |            |                 |                  |

| Floor  | Room ID | Window ID | Room Use | ADF | TOTAL ADF | ROOM TOTAL APSH | ROOM WINTER APSH |
|--------|---------|-----------|----------|-----|-----------|-----------------|------------------|
|        |         | W2        | LKD      | 0.5 | 2.6       | N/A             | N/A              |
|        |         | W3-L      | LKD      | 0.1 |           |                 |                  |
|        |         | W3-U      | LKD      | 1.6 |           |                 |                  |
| First  | R2      | W4-L      | LKD      | 0.1 | 2.7       | N/A             | N/A              |
|        |         | W4-U      | LKD      | 0.3 |           |                 |                  |
|        |         | W5        | LKD      | 0.5 |           |                 |                  |
|        |         | W6-L      | LKD      | 0.1 |           |                 |                  |
|        |         | W6-U      | LKD      | 1.7 |           |                 |                  |
|        |         |           |          |     |           |                 |                  |
| First  | R3      | W7-L      | Bedroom  | 0.1 | 2.1       | N/A             | N/A              |
|        |         | W7-U      | Bedroom  | 0.8 |           |                 |                  |
|        |         | W8        | Bedroom  | 1.2 |           |                 |                  |
| First  | R4      | W9-L      | LKD      | 0.1 | 4.1       | N/A             | N/A              |
|        |         | W9-U      | LKD      | 0.3 |           |                 |                  |
|        |         | W10       | LKD      | 0.5 |           |                 |                  |
|        |         | W11-L     | LKD      | 0.1 |           |                 |                  |
|        |         | W11-U     | LKD      | 1.7 |           |                 |                  |
|        |         | W12-L     | LKD      | 0.1 |           |                 |                  |
|        |         | W12-U     | LKD      | 1.4 |           |                 |                  |
| First  | R5      | W13-L     | Bedroom  | 0.1 | 1.7       | N/A             | N/A              |
|        |         | W13-U     | Bedroom  | 0.6 |           |                 |                  |
|        |         | W14       | Bedroom  | 1.1 |           |                 |                  |
| First  | R6      | W15-L     | Bedroom  | 0.1 | 1.7       | N/A             | N/A              |
|        |         | W15-U     | Bedroom  | 0.6 |           |                 |                  |
|        |         | W16       | Bedroom  | 1.0 |           |                 |                  |
| First  | R7      | W17-L     | LKD      | 0.1 | 2.5       | 19              | 4                |
|        |         | W17-U     | LKD      | 1.5 |           |                 |                  |
|        |         | W18-L     | LKD      | 0.0 |           |                 |                  |
|        |         | W18-U     | LKD      | 0.1 |           |                 |                  |
|        |         | W19       | LKD      | 0.3 |           |                 |                  |
|        |         | W20-L     | LKD      | 0.0 |           |                 |                  |
|        |         | W20-U     | LKD      | 0.1 |           |                 |                  |
|        |         | W21       | LKD      | 0.3 |           |                 |                  |
|        |         |           |          |     |           |                 |                  |
| First  | R8      | W22-L     | Bedroom  | 0.1 | 0.8       | 1               | 1                |
|        |         | W22-U     | Bedroom  | 0.2 |           |                 |                  |
|        |         | W23       | Bedroom  | 0.5 |           |                 |                  |
| First  | R9      | W24-L     | Bedroom  | 0.1 | 1.0       | 8               | 8                |
|        |         | W24-U     | Bedroom  | 0.3 |           |                 |                  |
|        |         | W25       | Bedroom  | 0.6 |           |                 |                  |
| First  | R10     | W26-L     | Bedroom  | 0.1 | 0.8       | 12              | 11               |
|        |         | W26-U     | Bedroom  | 0.3 |           |                 |                  |
|        |         | W27       | Bedroom  | 0.5 |           |                 |                  |
| First  | R11     | W28-L     | Bedroom  | 0.1 | 1.1       | 12              | 10               |
|        |         | W28-U     | Bedroom  | 0.3 |           |                 |                  |
|        |         | W29       | Bedroom  | 0.6 |           |                 |                  |
| First  | R12     | W30-L     | Bedroom  | 0.1 | 1.0       | 11              | 9                |
|        |         | W30-U     | Bedroom  | 0.3 |           |                 |                  |
|        |         | W31       | Bedroom  | 0.6 |           |                 |                  |
| Second | R1      | W1-L      | LKD      | 0.1 | 3.8       | 33              | 5                |
|        |         | W1-U      | LKD      | 0.5 |           |                 |                  |
|        |         | W2        | LKD      | 0.6 |           |                 |                  |
|        |         | W3-L      | LKD      | 0.0 |           |                 |                  |
|        |         | W3-U      | LKD      | 1.6 |           |                 |                  |
|        |         | W4-L      | LKD      | 0.0 |           |                 |                  |
|        |         | W4-U      | LKD      | 0.4 |           |                 |                  |
|        |         | W5        | LKD      | 0.5 |           |                 |                  |
| Second | R2      | W6-L      | LKD      | 0.0 | 0.4       |                 |                  |
|        |         | W6-U      | LKD      | 0.4 |           |                 |                  |

| Floor  | Room ID | Window ID | Room Use | ADF | TOTAL ADF  | ROOM TOTAL APSH | ROOM WINTER APSH |
|--------|---------|-----------|----------|-----|------------|-----------------|------------------|
|        |         | W7        | LKD      | 0.5 |            |                 |                  |
|        |         | W8-L      | LKD      | 0.0 |            |                 |                  |
|        |         | W8-U      | LKD      | 1.7 | <b>2.7</b> | N/A             | N/A              |
| Second | R3      | W9-L      | LKD      | 0.0 |            |                 |                  |
|        |         | W9-U      | LKD      | 0.4 |            |                 |                  |
|        |         | W10       | LKD      | 0.6 |            |                 |                  |
|        |         | W11-L     | LKD      | 0.0 |            |                 |                  |
|        |         | W11-U     | LKD      | 1.8 | <b>2.9</b> | N/A             | N/A              |
| Second | R4      | W12-L     | Bedroom  | 0.1 |            |                 |                  |
|        |         | W12-U     | Bedroom  | 1.0 |            |                 |                  |
|        |         | W13       | Bedroom  | 1.2 | <b>2.3</b> | N/A             | N/A              |
| Second | R5      | W14-L     | LKD      | 0.0 |            |                 |                  |
|        |         | W14-U     | LKD      | 0.4 |            |                 |                  |
|        |         | W15       | LKD      | 0.5 |            |                 |                  |
|        |         | W16-L     | LKD      | 0.0 |            |                 |                  |
|        |         | W16-U     | LKD      | 1.7 |            |                 |                  |
|        |         | W17-L     | LKD      | 0.0 |            |                 |                  |
|        |         | W17-U     | LKD      | 1.7 | <b>4.5</b> | N/A             | N/A              |
| Second | R6      | W18-L     | Bedroom  | 0.1 |            |                 |                  |
|        |         | W18-U     | Bedroom  | 0.9 |            |                 |                  |
|        |         | W19       | Bedroom  | 1.2 | <b>2.2</b> | N/A             | N/A              |
| Second | R7      | W20-L     | Bedroom  | 0.1 |            |                 |                  |
|        |         | W20-U     | Bedroom  | 0.9 |            |                 |                  |
|        |         | W21       | Bedroom  | 1.1 | <b>2.1</b> | N/A             | N/A              |
| Second | R8      | W22-L     | LKD      | 0.0 |            |                 |                  |
|        |         | W22-U     | LKD      | 1.7 |            |                 |                  |
|        |         | W23-L     | LKD      | 0.0 |            |                 |                  |
|        |         | W23-U     | LKD      | 0.2 |            |                 |                  |
|        |         | W24       | LKD      | 0.3 |            |                 |                  |
|        |         | W25-L     | LKD      | 0.0 |            |                 |                  |
|        |         | W25-U     | LKD      | 0.2 |            |                 |                  |
|        |         | W26       | LKD      | 0.3 | <b>2.9</b> | 30              | 12               |
| Second | R9      | W27-L     | Bedroom  | 0.1 |            |                 |                  |
|        |         | W27-U     | Bedroom  | 0.4 |            |                 |                  |
|        |         | W28       | Bedroom  | 0.7 | <b>1.1</b> | 10              | 8                |
| Second | R10     | W29-L     | Bedroom  | 0.1 |            |                 |                  |
|        |         | W29-U     | Bedroom  | 0.5 |            |                 |                  |
|        |         | W30       | Bedroom  | 0.8 | <b>1.4</b> | 13              | 11               |
| Second | R11     | W31-L     | Bedroom  | 0.1 |            |                 |                  |
|        |         | W31-U     | Bedroom  | 0.4 |            |                 |                  |
|        |         | W32       | Bedroom  | 0.6 | <b>1.1</b> | 16              | 13               |
| Second | R12     | W33-L     | Bedroom  | 0.1 |            |                 |                  |
|        |         | W33-U     | Bedroom  | 0.5 |            |                 |                  |
|        |         | W34       | Bedroom  | 0.8 | <b>1.4</b> | 16              | 13               |
| Second | R13     | W35-L     | Bedroom  | 0.1 |            |                 |                  |
|        |         | W35-U     | Bedroom  | 0.6 |            |                 |                  |
|        |         | W36       | Bedroom  | 0.8 | <b>1.5</b> | 17              | 14               |
| Second | R14     | W37-L     | Bedroom  | 0.1 |            |                 |                  |
|        |         | W37-U     | Bedroom  | 0.4 |            |                 |                  |
|        |         | W38       | Bedroom  | 0.6 |            |                 |                  |
|        |         | W39-L     | Bedroom  | 0.1 |            |                 |                  |
|        |         | W39-U     | Bedroom  | 0.8 |            |                 |                  |
|        |         | W40       | Bedroom  | 1.0 | <b>2.9</b> | 46              | 16               |
| Second | R15     | W41-L     | Bedroom  | 0.2 |            |                 |                  |
|        |         | W41-U     | Bedroom  | 1.6 |            |                 |                  |
|        |         | W42       | Bedroom  | 1.9 | <b>3.7</b> | 32              | 5                |

| Floor     | Room ID | Window ID | Room Use | ADF | TOTAL ADF | ROOM TOTAL APSH | ROOM WINTER APSH |
|-----------|---------|-----------|----------|-----|-----------|-----------------|------------------|
| <b>B6</b> |         |           |          |     |           |                 |                  |
| First     | R1      | W1-L      | LKD      | 0.6 | 2.9       | N/A             | N/A              |
|           |         | W1-U      | LKD      | 2.4 |           |                 |                  |
| First     | R2      | W2-L      | Bedroom  | 0.6 | 4.1       | N/A             | N/A              |
|           |         | W2-U      | Bedroom  | 3.5 |           |                 |                  |
| First     | R3      | W3-L      | Bedroom  | 0.5 | 5.6       | N/A             | N/A              |
|           |         | W3-U      | Bedroom  | 3.0 |           |                 |                  |
|           |         | W4-L      | Bedroom  | 0.3 |           |                 |                  |
|           |         | W4-U      | Bedroom  | 1.8 |           |                 |                  |
| First     | R4      | W5-L      | LKD      | 0.1 | 2.1       | N/A             | N/A              |
|           |         | W5-U      | LKD      | 0.7 |           |                 |                  |
|           |         | W6-L      | LKD      | 0.3 |           |                 |                  |
|           |         | W6-U      | LKD      | 1.0 |           |                 |                  |
| First     | R5      | W7-L      | Bedroom  | 0.4 | 2.8       | N/A             | N/A              |
|           |         | W7-U      | Bedroom  | 2.4 |           |                 |                  |
| First     | R6      | W8-L      | Bedroom  | 0.4 | 2.5       | N/A             | N/A              |
|           |         | W8-U      | Bedroom  | 2.1 |           |                 |                  |
| First     | R7      | W9-L      | LKD      | 0.3 | 3.0       | N/A             | N/A              |
|           |         | W9-U      | LKD      | 1.0 |           |                 |                  |
|           |         | W10-L     | LKD      | 0.1 |           |                 |                  |
|           |         | W10-U     | LKD      | 0.7 |           |                 |                  |
|           |         | W11-L     | LKD      | 0.1 |           |                 |                  |
|           |         | W11-U     | LKD      | 0.7 |           |                 |                  |
| First     | R8      | W12-L     | Bedroom  | 0.6 | 2.3       | N/A             | N/A              |
|           |         | W12-U     | Bedroom  | 1.7 |           |                 |                  |
| First     | R9      | W13-L     | Bedroom  | 0.3 | 4.4       | N/A             | N/A              |
|           |         | W13-U     | Bedroom  | 1.8 |           |                 |                  |
|           |         | W14-L     | Bedroom  | 0.4 |           |                 |                  |
|           |         | W14-U     | Bedroom  | 2.0 |           |                 |                  |
| First     | R10     | W15-L     | LKD      | 0.2 | 5.0       | N/A             | N/A              |
|           |         | W15-U     | LKD      | 1.2 |           |                 |                  |
|           |         | W16-L     | LKD      | 0.7 |           |                 |                  |
|           |         | W16-U     | LKD      | 2.9 |           |                 |                  |
| First     | R11     | W17-L     | Bedroom  | 0.4 | 5.3       | N/A             | N/A              |
|           |         | W17-U     | Bedroom  | 2.2 |           |                 |                  |
|           |         | W18-L     | Bedroom  | 0.4 |           |                 |                  |
|           |         | W18-U     | Bedroom  | 2.2 |           |                 |                  |
| First     | R12     | W19-L     | LKD      | 0.6 | 8.0       | 62              | 30               |
|           |         | W19-U     | LKD      | 2.5 |           |                 |                  |
|           |         | W20-L     | LKD      | 0.2 |           |                 |                  |
|           |         | W20-U     | LKD      | 1.2 |           |                 |                  |
|           |         | W21-L     | LKD      | 0.7 |           |                 |                  |
|           |         | W21-U     | LKD      | 2.9 |           |                 |                  |
| First     | R13     | W22-L     | Bedroom  | 0.4 | 5.6       | 48              | 20               |
|           |         | W22-U     | Bedroom  | 2.4 |           |                 |                  |
|           |         | W23-L     | Bedroom  | 0.4 |           |                 |                  |
|           |         | W23-U     | Bedroom  | 2.4 |           |                 |                  |
| First     | R14     | W24-L     | LKD      | 0.8 | 5.9       | 66              | 26               |
|           |         | W24-U     | LKD      | 3.2 |           |                 |                  |
|           |         | W25-L     | LKD      | 0.3 |           |                 |                  |
|           |         | W25-U     | LKD      | 1.6 |           |                 |                  |
| First     | R15     | W26-L     | Bedroom  | 0.6 | 3.9       | 48              | 20               |
|           |         | W26-U     | Bedroom  | 3.3 |           |                 |                  |
| First     | R16     | W27-L     | Bedroom  | 1.3 |           |                 |                  |

| Floor  | Room ID | Window ID | Room Use | ADF | TOTAL ADF  | ROOM TOTAL APSH | ROOM WINTER APSH |
|--------|---------|-----------|----------|-----|------------|-----------------|------------------|
|        |         | W27-U     | Bedroom  | 5.6 | <b>7.0</b> | 41              | 25               |
| First  | R17     | W28-L     | Bedroom  | 0.6 |            |                 |                  |
|        |         | W28-U     | Bedroom  | 3.4 | <b>4.0</b> | 47              | 20               |
| First  | R18     | W29-L     | Bedroom  | 0.5 |            |                 |                  |
|        |         | W29-U     | Bedroom  | 2.6 | <b>3.1</b> | 41              | 18               |
| First  | R19     | W30-L     | Bedroom  | 0.4 |            |                 |                  |
|        |         | W30-U     | Bedroom  | 2.3 | <b>2.7</b> | 30              | 13               |
| First  | R20     | W31-L     | LKD      | 0.2 |            |                 |                  |
|        |         | W31-U     | LKD      | 0.9 |            |                 |                  |
|        |         | W32-L     | LKD      | 0.6 |            |                 |                  |
|        |         | W32-U     | LKD      | 2.5 | <b>4.2</b> | 34              | 15               |
| First  | R21     | W33-L     | Bedroom  | 0.0 |            |                 |                  |
|        |         | W33-U     | Bedroom  | 0.2 | <b>0.2</b> | 0               | 0                |
| First  | R22     | W34-L     | Bedroom  | 0.0 |            |                 |                  |
|        |         | W34-U     | Bedroom  | 0.2 | <b>0.2</b> | 0               | 0                |
| Second | R1      | W1-L      | LKD      | 0.7 |            |                 |                  |
|        |         | W1-U      | LKD      | 4.0 | <b>4.7</b> | N/A             | N/A              |
| Second | R2      | W2-L      | Bedroom  | 0.7 |            |                 |                  |
|        |         | W2-U      | Bedroom  | 4.3 | <b>5.0</b> | N/A             | N/A              |
| Second | R3      | W3-L      | Bedroom  | 0.6 |            |                 |                  |
|        |         | W3-U      | Bedroom  | 3.7 |            |                 |                  |
|        |         | W4-L      | Bedroom  | 0.4 |            |                 |                  |
|        |         | W4-U      | Bedroom  | 2.4 | <b>7.0</b> | N/A             | N/A              |
| Second | R4      | W5-L      | LKD      | 0.1 |            |                 |                  |
|        |         | W5-U      | LKD      | 0.9 |            |                 |                  |
|        |         | W6-L      | LKD      | 0.4 |            |                 |                  |
|        |         | W6-U      | LKD      | 2.3 | <b>3.8</b> | N/A             | N/A              |
| Second | R5      | W7-L      | Bedroom  | 0.5 |            |                 |                  |
|        |         | W7-U      | Bedroom  | 3.1 | <b>3.6</b> | N/A             | N/A              |
| Second | R6      | W8-L      | Bedroom  | 0.4 |            |                 |                  |
|        |         | W8-U      | Bedroom  | 2.7 | <b>3.2</b> | N/A             | N/A              |
| Second | R7      | W9-L      | LKD      | 0.4 |            |                 |                  |
|        |         | W9-U      | LKD      | 2.2 |            |                 |                  |
|        |         | W10-L     | LKD      | 0.1 |            |                 |                  |
|        |         | W10-U     | LKD      | 0.9 |            |                 |                  |
|        |         | W11-L     | LKD      | 0.1 |            |                 |                  |
|        |         | W11-U     | LKD      | 0.9 | <b>4.7</b> | N/A             | N/A              |
| Second | R8      | W12-L     | Bedroom  | 0.8 |            |                 |                  |
|        |         | W12-U     | Bedroom  | 4.3 | <b>5.1</b> | N/A             | N/A              |
| Second | R9      | W13-L     | Bedroom  | 0.3 |            |                 |                  |
|        |         | W13-U     | Bedroom  | 2.3 |            |                 |                  |
|        |         | W14-L     | Bedroom  | 0.4 |            |                 |                  |
|        |         | W14-U     | Bedroom  | 2.4 | <b>5.4</b> | N/A             | N/A              |
| Second | R10     | W15-L     | LKD      | 0.2 |            |                 |                  |
|        |         | W15-U     | LKD      | 1.5 |            |                 |                  |
|        |         | W16-L     | LKD      | 0.9 |            |                 |                  |
|        |         | W16-U     | LKD      | 4.7 | <b>7.3</b> | N/A             | N/A              |
| Second | R11     | W17-L     | Bedroom  | 0.4 |            |                 |                  |
|        |         | W17-U     | Bedroom  | 2.7 |            |                 |                  |
|        |         | W18-L     | Bedroom  | 0.4 |            |                 |                  |
|        |         | W18-U     | Bedroom  | 2.7 | <b>6.3</b> | N/A             | N/A              |
| Second | R12     | W19-L     | LKD      | 0.7 |            |                 |                  |

| Floor     | Room ID | Window ID | Room Use | ADF | TOTAL ADF   | ROOM TOTAL APSH | ROOM WINTER APSH |
|-----------|---------|-----------|----------|-----|-------------|-----------------|------------------|
|           |         | W19-U     | LKD      | 4.0 |             |                 |                  |
|           |         | W20-L     | LKD      | 0.2 |             |                 |                  |
|           |         | W20-U     | LKD      | 1.4 |             |                 |                  |
|           |         | W21-L     | LKD      | 0.8 |             |                 |                  |
|           |         | W21-U     | LKD      | 4.2 | <b>11.4</b> | 92              | 30               |
| Second    | R13     | W22-L     | Bedroom  | 0.4 |             |                 |                  |
|           |         | W22-U     | Bedroom  | 2.8 |             |                 |                  |
|           |         | W23-L     | Bedroom  | 0.4 |             |                 |                  |
|           |         | W23-U     | Bedroom  | 2.8 | <b>6.5</b>  | 49              | 21               |
| Second    | R14     | W24-L     | LKD      | 0.9 |             |                 |                  |
|           |         | W24-U     | LKD      | 4.8 |             |                 |                  |
|           |         | W25-L     | LKD      | 0.3 |             |                 |                  |
|           |         | W25-U     | LKD      | 1.9 | <b>7.9</b>  | 75              | 28               |
| Second    | R15     | W26-L     | Bedroom  | 0.6 |             |                 |                  |
|           |         | W26-U     | Bedroom  | 3.9 | <b>4.5</b>  | 49              | 21               |
| Second    | R16     | W27-L     | Bedroom  | 1.6 |             |                 |                  |
|           |         | W27-U     | Bedroom  | 8.6 | <b>10.1</b> | 71              | 27               |
| Second    | R17     | W28-L     | Bedroom  | 0.6 |             |                 |                  |
|           |         | W28-U     | Bedroom  | 4.1 | <b>4.8</b>  | 48              | 20               |
| Second    | R18     | W29-L     | Bedroom  | 0.5 |             |                 |                  |
|           |         | W29-U     | Bedroom  | 3.2 | <b>3.7</b>  | 47              | 20               |
| Second    | R19     | W30-L     | Bedroom  | 0.4 |             |                 |                  |
|           |         | W30-U     | Bedroom  | 2.9 | <b>3.4</b>  | 37              | 16               |
| Second    | R20     | W31-L     | LKD      | 0.2 |             |                 |                  |
|           |         | W31-U     | LKD      | 1.1 |             |                 |                  |
|           |         | W32-L     | LKD      | 0.7 |             |                 |                  |
|           |         | W32-U     | LKD      | 4.0 | <b>6.0</b>  | 42              | 15               |
| Second    | R21     | W33-L     | Bedroom  | 0.7 |             |                 |                  |
|           |         | W33-U     | Bedroom  | 4.5 | <b>5.2</b>  | 49              | 20               |
| Second    | R22     | W34-L     | Bedroom  | 0.6 |             |                 |                  |
|           |         | W34-U     | Bedroom  | 4.0 | <b>4.6</b>  | 49              | 20               |
| <b>B7</b> |         |           |          |     |             |                 |                  |
| Ground    | R1      | W1-L      | Bedroom  | 0.3 |             |                 |                  |
|           |         | W1-U      | Bedroom  | 1.1 | <b>1.4</b>  | 14              | 4                |
| Ground    | R2      | W2-L      | LKD      | 0.2 |             |                 |                  |
|           |         | W2-U      | LKD      | 0.8 | <b>1.0</b>  | 9               | 3                |
| Ground    | R3      | W3-L      | Bedroom  | 0.5 |             |                 |                  |
|           |         | W3-U      | Bedroom  | 1.5 | <b>1.9</b>  | 3               | 2                |
| Ground    | R4      | W4-L      | LKD      | 0.1 |             |                 |                  |
|           |         | W4-U      | LKD      | 0.4 |             |                 |                  |
|           |         | W5-L      | LKD      | 0.1 |             |                 |                  |
|           |         | W5-U      | LKD      | 0.4 | <b>0.9</b>  | 4               | 0                |
| Ground    | R5      | W6-L      | Bedroom  | 0.5 |             |                 |                  |
|           |         | W6-U      | Bedroom  | 2.1 | <b>2.6</b>  | 7               | 0                |
| Ground    | R6      | W7-L      | LKD      | 0.3 |             |                 |                  |
|           |         | W7-U      | LKD      | 1.1 | <b>1.4</b>  | 15              | 0                |
| Ground    | R7      | W8-L      | LKD      | 0.1 |             |                 |                  |
|           |         | W8-U      | LKD      | 0.5 |             |                 |                  |
|           |         | W9-L      | LKD      | 0.1 |             |                 |                  |
|           |         | W9-U      | LKD      | 0.5 | <b>1.3</b>  | 17              | 0                |
| Ground    | R8      | W10-L     | Bedroom  | 0.8 |             |                 |                  |



| Floor  | Room ID | Window ID | Room Use | ADF | TOTAL ADF  | ROOM TOTAL AP SH | ROOM WINTER AP SH |
|--------|---------|-----------|----------|-----|------------|------------------|-------------------|
|        |         | W10-U     | Bedroom  | 2.4 | <b>3.2</b> | 15               | 0                 |
| Ground | R9      | W11-L     | Bedroom  | 0.2 |            |                  |                   |
|        |         | W11-U     | Bedroom  | 0.4 | <b>0.6</b> | 4                | 0                 |
| Ground | R10     | W12-L     | Bedroom  | 0.7 |            |                  |                   |
|        |         | W12-U     | Bedroom  | 3.7 | <b>4.4</b> | 27               | 1                 |
| Ground | R11     | W13-L     | LKD      | 0.3 |            |                  |                   |
|        |         | W13-U     | LKD      | 1.8 | <b>2.2</b> | 32               | 3                 |
| First  | R1      | W1-L      | Bedroom  | 0.3 |            |                  |                   |
|        |         | W1-U      | Bedroom  | 0.7 | <b>0.9</b> | 7                | 7                 |
| First  | R2      | W3-L      | LKD      | 0.3 |            |                  |                   |
|        |         | W3-U      | LKD      | 1.4 |            |                  |                   |
|        |         | W2-L      | LKD      | 0.4 |            |                  |                   |
|        |         | W2-U      | LKD      | 2.3 | <b>4.4</b> | 56               | 10                |
| First  | R3      | W4-L      | Bedroom  | 0.1 |            |                  |                   |
|        |         | W4-U      | Bedroom  | 0.5 | <b>0.6</b> | 3                | 2                 |
| First  | R4      | W5-L      | LKD      | 0.3 |            |                  |                   |
|        |         | W5-U      | LKD      | 1.1 | <b>1.4</b> | 10               | 4                 |
| First  | R5      | W6-L      | Bedroom  | 0.0 |            |                  |                   |
|        |         | W6-U      | Bedroom  | 0.1 | <b>0.2</b> | 0                | 0                 |
| First  | R6      | W7-L      | LKD      | 0.1 |            |                  |                   |
|        |         | W7-U      | LKD      | 0.4 |            |                  |                   |
|        |         | W9-L      | LKD      | 0.1 |            |                  |                   |
|        |         | W9-U      | LKD      | 0.5 |            |                  |                   |
|        |         | W8-L      | LKD      | 0.2 |            |                  |                   |
|        |         | W8-U      | LKD      | 1.5 |            |                  |                   |
|        |         | W10-L     | LKD      | 0.1 |            |                  |                   |
|        |         | W10-U     | LKD      | 0.2 | <b>3.0</b> | 22               | 6                 |
| First  | R7      | W11-L     | Bedroom  | 0.1 |            |                  |                   |
|        |         | W11-U     | Bedroom  | 0.3 | <b>0.4</b> | 5                | 0                 |
| First  | R8      | W12-L     | Bedroom  | 0.6 |            |                  |                   |
|        |         | W12-U     | Bedroom  | 2.6 | <b>3.2</b> | 13               | 0                 |
| First  | R9      | W13-L     | Bedroom  | 0.6 |            |                  |                   |
|        |         | W13-U     | Bedroom  | 2.9 | <b>3.5</b> | 21               | 0                 |
| First  | R10     | W14-L     | Bedroom  | 0.2 |            |                  |                   |
|        |         | W14-U     | Bedroom  | 0.6 | <b>0.8</b> | 8                | 0                 |
| First  | R11     | W15-L     | LKD      | 0.1 |            |                  |                   |
|        |         | W15-U     | LKD      | 0.2 |            |                  |                   |
|        |         | W16-L     | LKD      | 0.1 |            |                  |                   |
|        |         | W16-U     | LKD      | 0.4 |            |                  |                   |
|        |         | W17-L     | LKD      | 0.4 |            |                  |                   |
|        |         | W17-U     | LKD      | 2.1 |            |                  |                   |
|        |         | W18-L     | LKD      | 0.1 |            |                  |                   |
|        |         | W18-U     | LKD      | 0.6 | <b>4.0</b> | 38               | 5                 |
| First  | R12     | W19-L     | Bedroom  | 0.3 |            |                  |                   |
|        |         | W19-U     | Bedroom  | 0.9 | <b>1.3</b> | 11               | 1                 |
| First  | R13     | W20-L     | Bedroom  | 0.3 |            |                  |                   |
|        |         | W20-U     | Bedroom  | 0.8 | <b>1.2</b> | 11               | 1                 |
| First  | R14     | W21-L     | LKD      | 0.0 |            |                  |                   |
|        |         | W21-U     | LKD      | 1.9 | <b>1.9</b> | 32               | 4                 |
| First  | R15     | W22-L     | Bedroom  | 0.0 |            |                  |                   |
|        |         | W22-U     | Bedroom  | 4.2 | <b>4.2</b> | 34               | 4                 |

| Floor | Room ID | Window ID | Room Use | ADF | TOTAL ADF | ROOM TOTAL APSH | ROOM WINTER APSH |
|-------|---------|-----------|----------|-----|-----------|-----------------|------------------|
| First | R16     | W23-L     | Bedroom  | 0.3 | 1.2       | 13              | 0                |
|       |         | W23-U     | Bedroom  | 0.9 |           |                 |                  |
| First | R17     | W24-L     | Bedroom  | 0.3 | 1.0       | 11              | 1                |
|       |         | W24-U     | Bedroom  | 0.8 |           |                 |                  |
| First | R18     | W25-L     | LKD      | 0.3 | 6.2       | 38              | 5                |
|       |         | W25-U     | LKD      | 1.3 |           |                 |                  |
|       |         | W26-L     | LKD      | 0.1 |           |                 |                  |
|       |         | W26-U     | LKD      | 0.5 |           |                 |                  |
|       |         | W27-L     | LKD      | 0.4 |           |                 |                  |
|       |         | W27-U     | LKD      | 2.4 |           |                 |                  |
|       |         | W28-L     | LKD      | 0.1 |           |                 |                  |
|       |         | W28-U     | LKD      | 0.5 |           |                 |                  |
|       |         | W29-L     | LKD      | 0.1 |           |                 |                  |
|       |         | W29-U     | LKD      | 0.5 |           |                 |                  |
| First | R19     | W30-L     | LKD      | 0.1 | 6.3       | 29              | 1                |
|       |         | W30-U     | LKD      | 0.5 |           |                 |                  |
|       |         | W31-L     | LKD      | 0.1 |           |                 |                  |
|       |         | W31-U     | LKD      | 0.5 |           |                 |                  |
|       |         | W32-L     | LKD      | 0.4 |           |                 |                  |
|       |         | W32-U     | LKD      | 2.4 |           |                 |                  |
|       |         | W33-L     | LKD      | 0.1 |           |                 |                  |
|       |         | W33-U     | LKD      | 0.5 |           |                 |                  |
|       |         | W34-L     | LKD      | 0.3 |           |                 |                  |
|       |         | W34-U     | LKD      | 1.4 |           |                 |                  |
| First | R20     | W35-L     | Bedroom  | 0.3 | 1.1       | N/A             | N/A              |
|       |         | W35-U     | Bedroom  | 0.8 |           |                 |                  |
| First | R21     | W36-L     | Bedroom  | 0.3 | 1.3       | N/A             | N/A              |
|       |         | W36-U     | Bedroom  | 1.0 |           |                 |                  |
| First | R22     | W37-L     | Bedroom  | 1.0 | 5.5       | N/A             | N/A              |
|       |         | W37-U     | Bedroom  | 4.5 |           |                 |                  |
| First | R23     | W38-L     | LKD      | 0.5 | 2.7       | N/A             | N/A              |
|       |         | W38-U     | LKD      | 2.2 |           |                 |                  |
| First | R24     | W39-L     | Bedroom  | 0.4 | 1.4       | N/A             | N/A              |
|       |         | W39-U     | Bedroom  | 1.1 |           |                 |                  |
| First | R25     | W40-L     | Bedroom  | 0.4 | 1.5       | N/A             | N/A              |
|       |         | W40-U     | Bedroom  | 1.1 |           |                 |                  |
| First | R26     | W41-L     | LKD      | 0.1 | 4.4       | 27              | 7                |
|       |         | W41-U     | LKD      | 0.6 |           |                 |                  |
|       |         | W42-L     | LKD      | 0.4 |           |                 |                  |
|       |         | W42-U     | LKD      | 2.3 |           |                 |                  |
|       |         | W43-L     | LKD      | 0.1 |           |                 |                  |
|       |         | W43-U     | LKD      | 0.5 |           |                 |                  |
|       |         | W44-L     | LKD      | 0.1 |           |                 |                  |
|       |         | W44-U     | LKD      | 0.2 |           |                 |                  |
| First | R27     | W45-L     | Bedroom  | 0.2 | 0.9       | N/A             | N/A              |
|       |         | W45-U     | Bedroom  | 0.7 |           |                 |                  |
| First | R28     | W46-L     | Bedroom  | 0.7 | 4.1       | N/A             | N/A              |
|       |         | W46-U     | Bedroom  | 3.3 |           |                 |                  |
| First | R29     | W47-L     | Bedroom  | 0.7 | 4.0       | N/A             | N/A              |
|       |         | W47-U     | Bedroom  | 3.3 |           |                 |                  |
| First | R30     | W48-L     | Bedroom  | 0.2 | 0.6       | N/A             | N/A              |
|       |         | W48-U     | Bedroom  | 0.4 |           |                 |                  |
| First | R31     | W49-L     | LKD      | 0.1 |           |                 |                  |
|       |         | W49-U     | LKD      | 0.2 |           |                 |                  |
|       |         | W52-L     | LKD      | 0.1 |           |                 |                  |

| Floor  | Room ID | Window ID | Room Use | ADF | TOTAL ADF  | ROOM TOTAL APSH | ROOM WINTER APSH |
|--------|---------|-----------|----------|-----|------------|-----------------|------------------|
|        |         | W52-U     | LKD      | 0.5 |            |                 |                  |
|        |         | W50-L     | LKD      | 0.1 |            |                 |                  |
|        |         | W50-U     | LKD      | 0.5 |            |                 |                  |
|        |         | W51-L     | LKD      | 0.4 |            |                 |                  |
|        |         | W51-U     | LKD      | 2.1 | <b>4.0</b> | 26              | 7                |
| First  | R32     | W53-L     | Bedroom  | 0.2 |            |                 |                  |
|        |         | W53-U     | Bedroom  | 0.6 | <b>0.8</b> | N/A             | N/A              |
| First  | R33     | W54-L     | LKD      | 0.4 |            |                 |                  |
|        |         | W54-U     | LKD      | 1.8 | <b>2.2</b> | N/A             | N/A              |
| First  | R34     | W55-L     | Bedroom  | 0.2 |            |                 |                  |
|        |         | W55-U     | Bedroom  | 0.6 | <b>0.8</b> | N/A             | N/A              |
| First  | R35     | W56-L     | Bedroom  | 0.2 |            |                 |                  |
|        |         | W56-U     | Bedroom  | 0.5 | <b>0.7</b> | N/A             | N/A              |
| First  | R36     | W57-L     | Bedroom  | 0.7 |            |                 |                  |
|        |         | W57-U     | Bedroom  | 3.3 | <b>4.0</b> | N/A             | N/A              |
| First  | R37     | W58-L     | LKD      | 0.3 |            |                 |                  |
|        |         | W58-U     | LKD      | 1.3 |            |                 |                  |
|        |         | W59-L     | LKD      | 0.3 |            |                 |                  |
|        |         | W59-U     | LKD      | 1.2 |            |                 |                  |
|        |         | W60-L     | LKD      | 0.1 |            |                 |                  |
|        |         | W60-U     | LKD      | 0.2 | <b>3.4</b> | 58              | 13               |
| Second | R1      | W1-L      | Bedroom  | 0.3 |            |                 |                  |
|        |         | W1-U      | Bedroom  | 1.0 | <b>1.3</b> | 12              | 12               |
| Second | R2      | W3-L      | LKD      | 0.3 |            |                 |                  |
|        |         | W3-U      | LKD      | 1.3 |            |                 |                  |
|        |         | W2-L      | LKD      | 0.4 |            |                 |                  |
|        |         | W2-U      | LKD      | 2.7 | <b>4.7</b> | 63              | 18               |
| Second | R3      | W4-L      | Bedroom  | 0.2 |            |                 |                  |
|        |         | W4-U      | Bedroom  | 0.5 | <b>0.7</b> | 3               | 2                |
| Second | R4      | W5-L      | LKD      | 0.3 |            |                 |                  |
|        |         | W5-U      | LKD      | 1.0 | <b>1.3</b> | 14              | 7                |
| Second | R5      | W6-L      | Bedroom  | 0.1 |            |                 |                  |
|        |         | W6-U      | Bedroom  | 0.1 | <b>0.2</b> | 0               | 0                |
| Second | R6      | W7-L      | LKD      | 0.1 |            |                 |                  |
|        |         | W7-U      | LKD      | 0.4 |            |                 |                  |
|        |         | W9-L      | LKD      | 0.1 |            |                 |                  |
|        |         | W9-U      | LKD      | 0.5 |            |                 |                  |
|        |         | W8-L      | LKD      | 0.3 |            |                 |                  |
|        |         | W8-U      | LKD      | 1.6 |            |                 |                  |
|        |         | W10-L     | LKD      | 0.1 |            |                 |                  |
|        |         | W10-U     | LKD      | 0.2 | <b>3.3</b> | 31              | 9                |
| Second | R7      | W11-L     | Bedroom  | 0.2 |            |                 |                  |
|        |         | W11-U     | Bedroom  | 0.4 | <b>0.5</b> | 5               | 0                |
| Second | R8      | W12-L     | Bedroom  | 0.6 |            |                 |                  |
|        |         | W12-U     | Bedroom  | 2.4 | <b>3.0</b> | 20              | 1                |
| Second | R9      | W13-L     | Bedroom  | 0.7 |            |                 |                  |
|        |         | W13-U     | Bedroom  | 2.6 | <b>3.3</b> | 24              | 1                |
| Second | R10     | W14-L     | Bedroom  | 0.2 |            |                 |                  |
|        |         | W14-U     | Bedroom  | 0.7 | <b>1.0</b> | 10              | 0                |
| Second | R11     | W15-L     | LKD      | 0.1 |            |                 |                  |
|        |         | W15-U     | LKD      | 0.2 |            |                 |                  |
|        |         | W16-L     | LKD      | 0.1 |            |                 |                  |
|        |         | W16-U     | LKD      | 0.5 |            |                 |                  |

| Floor  | Room ID | Window ID | Room Use | ADF | TOTAL ADF  | ROOM TOTAL APSH | ROOM WINTER APSH |
|--------|---------|-----------|----------|-----|------------|-----------------|------------------|
|        |         | W17-L     | LKD      | 0.4 |            |                 |                  |
|        |         | W17-U     | LKD      | 2.3 |            |                 |                  |
|        |         | W18-L     | LKD      | 0.1 |            |                 |                  |
|        |         | W18-U     | LKD      | 0.6 | <b>4.3</b> | 45              | 8                |
| Second | R12     | W19-L     | Bedroom  | 0.3 |            |                 |                  |
|        |         | W19-U     | Bedroom  | 1.1 | <b>1.4</b> | 12              | 1                |
| Second | R13     | W20-L     | Bedroom  | 0.4 |            |                 |                  |
|        |         | W20-U     | Bedroom  | 1.0 | <b>1.4</b> | 13              | 2                |
| Second | R14     | W21-L     | LKD      | 0.4 |            |                 |                  |
|        |         | W21-U     | LKD      | 1.8 | <b>2.2</b> | 33              | 6                |
| Second | R15     | W22-L     | Bedroom  | 1.0 |            |                 |                  |
|        |         | W22-U     | Bedroom  | 3.8 | <b>4.8</b> | 34              | 5                |
| Second | R16     | W23-L     | Bedroom  | 0.3 |            |                 |                  |
|        |         | W23-U     | Bedroom  | 1.0 | <b>1.3</b> | 14              | 0                |
| Second | R17     | W24-L     | Bedroom  | 0.3 |            |                 |                  |
|        |         | W24-U     | Bedroom  | 0.9 | <b>1.1</b> | 12              | 2                |
| Second | R18     | W25-L     | LKD      | 0.3 |            |                 |                  |
|        |         | W25-U     | LKD      | 1.2 |            |                 |                  |
|        |         | W26-L     | LKD      | 0.1 |            |                 |                  |
|        |         | W26-U     | LKD      | 0.5 |            |                 |                  |
|        |         | W27-L     | LKD      | 0.4 |            |                 |                  |
|        |         | W27-U     | LKD      | 2.4 |            |                 |                  |
|        |         | W28-L     | LKD      | 0.1 |            |                 |                  |
|        |         | W28-U     | LKD      | 0.5 |            |                 |                  |
|        |         | W29-L     | LKD      | 0.1 |            |                 |                  |
|        |         | W29-U     | LKD      | 0.5 | <b>6.1</b> | 38              | 7                |
| Second | R19     | W30-L     | LKD      | 0.1 |            |                 |                  |
|        |         | W30-U     | LKD      | 0.5 |            |                 |                  |
|        |         | W31-L     | LKD      | 0.1 |            |                 |                  |
|        |         | W31-U     | LKD      | 0.5 |            |                 |                  |
|        |         | W32-L     | LKD      | 0.4 |            |                 |                  |
|        |         | W32-U     | LKD      | 2.4 |            |                 |                  |
|        |         | W33-L     | LKD      | 0.1 |            |                 |                  |
|        |         | W33-U     | LKD      | 0.5 |            |                 |                  |
|        |         | W34-L     | LKD      | 0.3 |            |                 |                  |
|        |         | W34-U     | LKD      | 1.2 | <b>6.1</b> | 29              | 1                |
| Second | R20     | W35-L     | Bedroom  | 0.3 |            |                 |                  |
|        |         | W35-U     | Bedroom  | 0.9 | <b>1.2</b> | N/A             | N/A              |
| Second | R21     | W36-L     | Bedroom  | 0.3 |            |                 |                  |
|        |         | W36-U     | Bedroom  | 1.1 | <b>1.4</b> | N/A             | N/A              |
| Second | R22     | W37-L     | Bedroom  | 1.0 |            |                 |                  |
|        |         | W37-U     | Bedroom  | 4.0 | <b>5.0</b> | N/A             | N/A              |
| Second | R23     | W38-L     | LKD      | 0.5 |            |                 |                  |
|        |         | W38-U     | LKD      | 1.9 | <b>2.4</b> | N/A             | N/A              |
| Second | R24     | W39-L     | Bedroom  | 0.4 |            |                 |                  |
|        |         | W39-U     | Bedroom  | 1.2 | <b>1.6</b> | N/A             | N/A              |
| Second | R25     | W40-L     | Bedroom  | 0.4 |            |                 |                  |
|        |         | W40-U     | Bedroom  | 1.2 | <b>1.6</b> | N/A             | N/A              |
| Second | R26     | W41-L     | LKD      | 0.1 |            |                 |                  |
|        |         | W41-U     | LKD      | 0.6 |            |                 |                  |
|        |         | W42-L     | LKD      | 0.4 |            |                 |                  |
|        |         | W42-U     | LKD      | 2.5 |            |                 |                  |
|        |         | W43-L     | LKD      | 0.1 |            |                 |                  |
|        |         | W43-U     | LKD      | 0.6 |            |                 |                  |
|        |         | W44-L     | LKD      | 0.1 |            |                 |                  |

| Floor  | Room ID | Window ID | Room Use | ADF | TOTAL ADF  | ROOM TOTAL APSH | ROOM WINTER APSH |
|--------|---------|-----------|----------|-----|------------|-----------------|------------------|
|        |         | W44-U     | LKD      | 0.3 | <b>4.6</b> | 30              | 7                |
| Second | R27     | W45-L     | Bedroom  | 0.3 |            |                 |                  |
|        |         | W45-U     | Bedroom  | 0.8 | <b>1.1</b> | N/A             | N/A              |
| Second | R28     | W46-L     | Bedroom  | 0.8 |            |                 |                  |
|        |         | W46-U     | Bedroom  | 3.0 | <b>3.7</b> | N/A             | N/A              |
| Second | R29     | W47-L     | Bedroom  | 0.8 |            |                 |                  |
|        |         | W47-U     | Bedroom  | 2.9 | <b>3.7</b> | N/A             | N/A              |
| Second | R30     | W48-L     | Bedroom  | 0.2 |            |                 |                  |
|        |         | W48-U     | Bedroom  | 0.6 | <b>0.8</b> | N/A             | N/A              |
| Second | R31     | W49-L     | LKD      | 0.1 |            |                 |                  |
|        |         | W49-U     | LKD      | 0.3 |            |                 |                  |
|        |         | W52-L     | LKD      | 0.1 |            |                 |                  |
|        |         | W52-U     | LKD      | 0.5 |            |                 |                  |
|        |         | W50-L     | LKD      | 0.1 |            |                 |                  |
|        |         | W50-U     | LKD      | 0.6 |            |                 |                  |
|        |         | W51-L     | LKD      | 0.4 |            |                 |                  |
|        |         | W51-U     | LKD      | 2.2 | <b>4.2</b> | 29              | 8                |
| Second | R32     | W53-L     | Bedroom  | 0.3 |            |                 |                  |
|        |         | W53-U     | Bedroom  | 0.8 | <b>1.0</b> | N/A             | N/A              |
| Second | R33     | W54-L     | LKD      | 0.4 |            |                 |                  |
|        |         | W54-U     | LKD      | 1.6 | <b>2.0</b> | N/A             | N/A              |
| Second | R34     | W55-L     | Bedroom  | 0.3 |            |                 |                  |
|        |         | W55-U     | Bedroom  | 0.7 | <b>1.0</b> | N/A             | N/A              |
| Second | R35     | W56-L     | Bedroom  | 0.2 |            |                 |                  |
|        |         | W56-U     | Bedroom  | 0.7 | <b>0.9</b> | N/A             | N/A              |
| Second | R36     | W57-L     | Bedroom  | 0.8 |            |                 |                  |
|        |         | W57-U     | Bedroom  | 2.9 | <b>3.7</b> | N/A             | N/A              |
| Second | R37     | W58-L     | LKD      | 0.3 |            |                 |                  |
|        |         | W58-U     | LKD      | 1.1 |            |                 |                  |
|        |         | W59-L     | LKD      | 0.3 |            |                 |                  |
|        |         | W59-U     | LKD      | 1.2 |            |                 |                  |
|        |         | W60-L     | LKD      | 0.1 |            |                 |                  |
|        |         | W60-U     | LKD      | 0.4 | <b>3.4</b> | 57              | 19               |
| Third  | R1      | W1-L      | Bedroom  | 0.4 |            |                 |                  |
|        |         | W1-U      | Bedroom  | 1.3 | <b>1.6</b> | 20              | 20               |
| Third  | R2      | W3-L      | LKD      | 0.4 |            |                 |                  |
|        |         | W3-U      | LKD      | 1.7 |            |                 |                  |
|        |         | W2-L      | LKD      | 0.5 |            |                 |                  |
|        |         | W2-U      | LKD      | 3.1 | <b>5.7</b> | 73              | 27               |
| Third  | R3      | W4-L      | Bedroom  | 0.2 |            |                 |                  |
|        |         | W4-U      | Bedroom  | 0.6 | <b>0.8</b> | 3               | 2                |
| Third  | R4      | W5-L      | LKD      | 0.3 |            |                 |                  |
|        |         | W5-U      | LKD      | 1.5 | <b>1.8</b> | 19              | 7                |
| Third  | R5      | W6-L      | Bedroom  | 0.1 |            |                 |                  |
|        |         | W6-U      | Bedroom  | 0.2 | <b>0.3</b> | 0               | 0                |
| Third  | R6      | W7-L      | LKD      | 0.1 |            |                 |                  |
|        |         | W7-U      | LKD      | 0.5 |            |                 |                  |
|        |         | W9-L      | LKD      | 0.1 |            |                 |                  |
|        |         | W9-U      | LKD      | 0.6 |            |                 |                  |
|        |         | W8-L      | LKD      | 0.3 |            |                 |                  |
|        |         | W8-U      | LKD      | 1.8 |            |                 |                  |
|        |         | W10-L     | LKD      | 0.1 |            |                 |                  |
|        |         | W10-U     | LKD      | 0.2 | <b>3.7</b> | 37              | 9                |

| Floor | Room ID | Window ID | Room Use | ADF | TOTAL ADF | ROOM TOTAL APSH | ROOM WINTER APSH |
|-------|---------|-----------|----------|-----|-----------|-----------------|------------------|
| Third | R7      | W11-L     | Bedroom  | 0.2 | 0.7       | 8               | 0                |
|       |         | W11-U     | Bedroom  | 0.5 |           |                 |                  |
| Third | R8      | W12-L     | Bedroom  | 0.7 | 4.0       | 29              | 1                |
|       |         | W12-U     | Bedroom  | 3.2 |           |                 |                  |
| Third | R9      | W13-L     | Bedroom  | 0.8 | 4.2       | 34              | 2                |
|       |         | W13-U     | Bedroom  | 3.4 |           |                 |                  |
| Third | R10     | W14-L     | Bedroom  | 0.3 | 1.1       | 15              | 1                |
|       |         | W14-U     | Bedroom  | 0.9 |           |                 |                  |
| Third | R11     | W15-L     | LKD      | 0.1 | 4.6       | 52              | 10               |
|       |         | W15-U     | LKD      | 0.3 |           |                 |                  |
|       |         | W16-L     | LKD      | 0.1 |           |                 |                  |
|       |         | W16-U     | LKD      | 0.5 |           |                 |                  |
|       |         | W17-L     | LKD      | 0.4 |           |                 |                  |
|       |         | W17-U     | LKD      | 2.5 |           |                 |                  |
|       |         | W18-L     | LKD      | 0.1 |           |                 |                  |
|       |         | W18-U     | LKD      | 0.6 |           |                 |                  |
| Third | R12     | W19-L     | Bedroom  | 0.4 | 1.6       | 17              | 2                |
|       |         | W19-U     | Bedroom  | 1.2 |           |                 |                  |
| Third | R13     | W20-L     | Bedroom  | 0.4 | 1.6       | 15              | 2                |
|       |         | W20-U     | Bedroom  | 1.2 |           |                 |                  |
| Third | R14     | W21-L     | LKD      | 0.5 | 2.7       | 40              | 7                |
|       |         | W21-U     | LKD      | 2.2 |           |                 |                  |
| Third | R15     | W22-L     | Bedroom  | 1.1 | 5.8       | 41              | 8                |
|       |         | W22-U     | Bedroom  | 4.7 |           |                 |                  |
| Third | R16     | W23-L     | Bedroom  | 0.3 | 1.4       | 15              | 0                |
|       |         | W23-U     | Bedroom  | 1.1 |           |                 |                  |
| Third | R17     | W24-L     | Bedroom  | 0.3 | 1.3       | 15              | 3                |
|       |         | W24-U     | Bedroom  | 1.0 |           |                 |                  |
| Third | R18     | W25-L     | LKD      | 0.3 | 6.4       | 44              | 11               |
|       |         | W25-U     | LKD      | 1.4 |           |                 |                  |
|       |         | W26-L     | LKD      | 0.1 |           |                 |                  |
|       |         | W26-U     | LKD      | 0.5 |           |                 |                  |
|       |         | W27-L     | LKD      | 0.4 |           |                 |                  |
|       |         | W27-U     | LKD      | 2.4 |           |                 |                  |
|       |         | W28-L     | LKD      | 0.1 |           |                 |                  |
|       |         | W28-U     | LKD      | 0.5 |           |                 |                  |
|       |         | W29-L     | LKD      | 0.1 |           |                 |                  |
| W29-U | LKD     | 0.5       |          |     |           |                 |                  |
| Third | R19     | W30-L     | LKD      | 0.1 | 6.5       | 34              | 1                |
|       |         | W30-U     | LKD      | 0.5 |           |                 |                  |
|       |         | W31-L     | LKD      | 0.1 |           |                 |                  |
|       |         | W31-U     | LKD      | 0.5 |           |                 |                  |
|       |         | W32-L     | LKD      | 0.4 |           |                 |                  |
|       |         | W32-U     | LKD      | 2.4 |           |                 |                  |
|       |         | W33-L     | LKD      | 0.1 |           |                 |                  |
|       |         | W33-U     | LKD      | 0.5 |           |                 |                  |
|       |         | W34-L     | LKD      | 0.3 |           |                 |                  |
| W34-U | LKD     | 1.5       |          |     |           |                 |                  |
| Third | R20     | W35-L     | Bedroom  | 0.3 | 1.3       | N/A             | N/A              |
|       |         | W35-U     | Bedroom  | 1.0 |           |                 |                  |
| Third | R21     | W36-L     | Bedroom  | 0.3 | 1.4       | N/A             | N/A              |
|       |         | W36-U     | Bedroom  | 1.1 |           |                 |                  |
| Third | R22     | W37-L     | Bedroom  | 1.1 | 6.0       | N/A             | N/A              |
|       |         | W37-U     | Bedroom  | 4.9 |           |                 |                  |

| Floor  | Room ID | Window ID | Room Use | ADF | TOTAL ADF | ROOM TOTAL APSH | ROOM WINTER APSH |
|--------|---------|-----------|----------|-----|-----------|-----------------|------------------|
| Third  | R23     | W38-L     | LKD      | 0.5 | 2.9       | N/A             | N/A              |
|        |         | W38-U     | LKD      | 2.3 |           |                 |                  |
| Third  | R24     | W39-L     | Bedroom  | 0.4 | 1.8       | N/A             | N/A              |
|        |         | W39-U     | Bedroom  | 1.3 |           |                 |                  |
| Third  | R25     | W40-L     | Bedroom  | 0.4 | 1.7       | N/A             | N/A              |
|        |         | W40-U     | Bedroom  | 1.3 |           |                 |                  |
| Third  | R26     | W41-L     | LKD      | 0.1 | 4.9       | 32              | 7                |
|        |         | W41-U     | LKD      | 0.6 |           |                 |                  |
|        |         | W42-L     | LKD      | 0.4 |           |                 |                  |
|        |         | W42-U     | LKD      | 2.6 |           |                 |                  |
|        |         | W43-L     | LKD      | 0.1 |           |                 |                  |
|        |         | W43-U     | LKD      | 0.6 |           |                 |                  |
|        |         | W44-L     | LKD      | 0.1 |           |                 |                  |
|        |         | W44-U     | LKD      | 0.3 |           |                 |                  |
| Third  | R27     | W45-L     | Bedroom  | 0.3 | 1.2       | N/A             | N/A              |
|        |         | W45-U     | Bedroom  | 0.9 |           |                 |                  |
| Third  | R28     | W46-L     | Bedroom  | 0.8 | 4.5       | N/A             | N/A              |
|        |         | W46-U     | Bedroom  | 3.7 |           |                 |                  |
| Third  | R29     | W47-L     | Bedroom  | 0.8 | 4.5       | N/A             | N/A              |
|        |         | W47-U     | Bedroom  | 3.7 |           |                 |                  |
| Third  | R30     | W48-L     | Bedroom  | 0.2 | 0.9       | N/A             | N/A              |
|        |         | W48-U     | Bedroom  | 0.7 |           |                 |                  |
| Third  | R31     | W49-L     | LKD      | 0.1 | 4.5       | 32              | 8                |
|        |         | W49-U     | LKD      | 0.3 |           |                 |                  |
|        |         | W52-L     | LKD      | 0.1 |           |                 |                  |
|        |         | W52-U     | LKD      | 0.6 |           |                 |                  |
|        |         | W50-L     | LKD      | 0.1 |           |                 |                  |
|        |         | W50-U     | LKD      | 0.6 |           |                 |                  |
|        |         | W51-L     | LKD      | 0.4 |           |                 |                  |
|        |         | W51-U     | LKD      | 2.4 |           |                 |                  |
| Third  | R32     | W53-L     | Bedroom  | 0.3 | 1.2       | N/A             | N/A              |
|        |         | W53-U     | Bedroom  | 0.9 |           |                 |                  |
| Third  | R33     | W54-L     | LKD      | 0.5 | 2.5       | N/A             | N/A              |
|        |         | W54-U     | LKD      | 2.0 |           |                 |                  |
| Third  | R34     | W55-L     | Bedroom  | 0.3 | 1.1       | N/A             | N/A              |
|        |         | W55-U     | Bedroom  | 0.8 |           |                 |                  |
| Third  | R35     | W56-L     | Bedroom  | 0.3 | 1.1       | N/A             | N/A              |
|        |         | W56-U     | Bedroom  | 0.8 |           |                 |                  |
| Third  | R36     | W57-L     | Bedroom  | 0.8 | 4.5       | N/A             | N/A              |
|        |         | W57-U     | Bedroom  | 3.7 |           |                 |                  |
| Third  | R37     | W58-L     | LKD      | 0.3 | 4.3       | 73              | 27               |
|        |         | W58-U     | LKD      | 1.4 |           |                 |                  |
|        |         | W59-L     | LKD      | 0.4 |           |                 |                  |
|        |         | W59-U     | LKD      | 1.6 |           |                 |                  |
|        |         | W60-L     | LKD      | 0.1 |           |                 |                  |
|        |         | W60-U     | LKD      | 0.5 |           |                 |                  |
| Fourth | R1      | W1-L      | Bedroom  | 0.4 | 1.9       | 20              | 20               |
|        |         | W1-U      | Bedroom  | 1.5 |           |                 |                  |
| Fourth | R2      | W3-L      | LKD      | 0.4 | 6.1       | 80              | 29               |
|        |         | W3-U      | LKD      | 1.7 |           |                 |                  |
|        |         | W2-L      | LKD      | 0.6 |           |                 |                  |
|        |         | W2-U      | LKD      | 3.5 |           |                 |                  |

| Floor  | Room ID | Window ID | Room Use | ADF | TOTAL ADF  | ROOM TOTAL APSH | ROOM WINTER APSH |
|--------|---------|-----------|----------|-----|------------|-----------------|------------------|
| Fourth | R3      | W4-L      | Bedroom  | 0.3 |            |                 |                  |
|        |         | W4-U      | Bedroom  | 0.8 | <b>1.0</b> | 10              | 2                |
| Fourth | R4      | W5-L      | LKD      | 0.4 |            |                 |                  |
|        |         | W5-U      | LKD      | 1.7 | <b>2.1</b> | 25              | 7                |
| Fourth | R5      | W6-L      | Bedroom  | 0.2 |            |                 |                  |
|        |         | W6-U      | Bedroom  | 0.5 | <b>0.7</b> | 6               | 0                |
| Fourth | R6      | W7-L      | LKD      | 0.1 |            |                 |                  |
|        |         | W7-U      | LKD      | 0.6 |            |                 |                  |
|        |         | W9-L      | LKD      | 0.1 |            |                 |                  |
|        |         | W9-U      | LKD      | 0.6 |            |                 |                  |
|        |         | W8-L      | LKD      | 0.3 |            |                 |                  |
|        |         | W8-U      | LKD      | 2.1 |            |                 |                  |
|        |         | W10-L     | LKD      | 0.1 |            |                 |                  |
|        |         | W10-U     | LKD      | 0.3 | <b>4.2</b> | 52              | 12               |
| Fourth | R7      | W11-L     | Bedroom  | 0.2 |            |                 |                  |
|        |         | W11-U     | Bedroom  | 0.7 | <b>0.9</b> | 11              | 0                |
| Fourth | R8      | W12-L     | Bedroom  | 0.8 |            |                 |                  |
|        |         | W12-U     | Bedroom  | 3.0 | <b>3.8</b> | 34              | 4                |
| Fourth | R9      | W13-L     | Bedroom  | 0.8 |            |                 |                  |
|        |         | W13-U     | Bedroom  | 3.2 | <b>4.0</b> | 37              | 6                |
| Fourth | R10     | W14-L     | Bedroom  | 0.3 |            |                 |                  |
|        |         | W14-U     | Bedroom  | 1.0 | <b>1.2</b> | 17              | 2                |
| Fourth | R11     | W15-L     | LKD      | 0.1 |            |                 |                  |
|        |         | W15-U     | LKD      | 0.3 |            |                 |                  |
|        |         | W16-L     | LKD      | 0.1 |            |                 |                  |
|        |         | W16-U     | LKD      | 0.6 |            |                 |                  |
|        |         | W17-L     | LKD      | 0.5 |            |                 |                  |
|        |         | W17-U     | LKD      | 2.7 |            |                 |                  |
|        |         | W18-L     | LKD      | 0.1 |            |                 |                  |
|        |         | W18-U     | LKD      | 0.7 | <b>5.0</b> | 58              | 15               |
| Fourth | R12     | W19-L     | Bedroom  | 0.4 |            |                 |                  |
|        |         | W19-U     | Bedroom  | 1.3 | <b>1.7</b> | 19              | 3                |
| Fourth | R13     | W20-L     | Bedroom  | 0.4 |            |                 |                  |
|        |         | W20-U     | Bedroom  | 1.4 | <b>1.8</b> | 18              | 5                |
| Fourth | R14     | W21-L     | LKD      | 0.5 |            |                 |                  |
|        |         | W21-U     | LKD      | 2.0 | <b>2.5</b> | 41              | 10               |
| Fourth | R15     | W22-L     | Bedroom  | 1.1 |            |                 |                  |
|        |         | W22-U     | Bedroom  | 4.3 | <b>5.4</b> | 42              | 11               |
| Fourth | R16     | W23-L     | Bedroom  | 0.3 |            |                 |                  |
|        |         | W23-U     | Bedroom  | 1.1 | <b>1.4</b> | 16              | 1                |
| Fourth | R17     | W24-L     | Bedroom  | 0.3 |            |                 |                  |
|        |         | W24-U     | Bedroom  | 1.1 | <b>1.4</b> | 16              | 4                |
| Fourth | R18     | W25-L     | LKD      | 0.3 |            |                 |                  |
|        |         | W25-U     | LKD      | 1.3 |            |                 |                  |
|        |         | W26-L     | LKD      | 0.1 |            |                 |                  |
|        |         | W26-U     | LKD      | 0.5 |            |                 |                  |
|        |         | W27-L     | LKD      | 0.4 |            |                 |                  |
|        |         | W27-U     | LKD      | 2.4 |            |                 |                  |
|        |         | W28-L     | LKD      | 0.1 |            |                 |                  |
|        |         | W28-U     | LKD      | 0.5 |            |                 |                  |
|        |         | W29-L     | LKD      | 0.1 |            |                 |                  |
|        |         | W29-U     | LKD      | 0.5 | <b>6.3</b> | 44              | 12               |
| Fourth | R19     | W30-L     | LKD      | 0.1 |            |                 |                  |
|        |         | W30-U     | LKD      | 0.5 |            |                 |                  |



| Floor  | Room ID | Window ID | Room Use | ADF | TOTAL ADF  | ROOM TOTAL APSH | ROOM WINTER APSH |
|--------|---------|-----------|----------|-----|------------|-----------------|------------------|
|        |         | W31-L     | LKD      | 0.1 |            |                 |                  |
|        |         | W31-U     | LKD      | 0.5 |            |                 |                  |
|        |         | W32-L     | LKD      | 0.4 |            |                 |                  |
|        |         | W32-U     | LKD      | 2.4 |            |                 |                  |
|        |         | W33-L     | LKD      | 0.1 |            |                 |                  |
|        |         | W33-U     | LKD      | 0.5 |            |                 |                  |
|        |         | W34-L     | LKD      | 0.3 |            |                 |                  |
|        |         | W34-U     | LKD      | 1.3 | <b>6.3</b> | 34              | 1                |
| Fourth | R20     | W35-L     | Bedroom  | 0.3 |            |                 |                  |
|        |         | W35-U     | Bedroom  | 1.1 | <b>1.4</b> | N/A             | N/A              |
| Fourth | R21     | W36-L     | Bedroom  | 0.3 |            |                 |                  |
|        |         | W36-U     | Bedroom  | 1.1 | <b>1.5</b> | N/A             | N/A              |
| Fourth | R22     | W37-L     | Bedroom  | 1.1 |            |                 |                  |
|        |         | W37-U     | Bedroom  | 4.3 | <b>5.4</b> | N/A             | N/A              |
| Fourth | R23     | W38-L     | LKD      | 0.5 |            |                 |                  |
|        |         | W38-U     | LKD      | 2.1 | <b>2.6</b> | N/A             | N/A              |
| Fourth | R24     | W39-L     | Bedroom  | 0.4 |            |                 |                  |
|        |         | W39-U     | Bedroom  | 1.5 | <b>1.9</b> | N/A             | N/A              |
| Fourth | R25     | W40-L     | Bedroom  | 0.4 |            |                 |                  |
|        |         | W40-U     | Bedroom  | 1.4 | <b>1.8</b> | N/A             | N/A              |
| Fourth | R26     | W41-L     | LKD      | 0.1 |            |                 |                  |
|        |         | W41-U     | LKD      | 0.7 |            |                 |                  |
|        |         | W42-L     | LKD      | 0.5 |            |                 |                  |
|        |         | W42-U     | LKD      | 2.8 |            |                 |                  |
|        |         | W43-L     | LKD      | 0.1 |            |                 |                  |
|        |         | W43-U     | LKD      | 0.6 |            |                 |                  |
|        |         | W44-L     | LKD      | 0.1 |            |                 |                  |
|        |         | W44-U     | LKD      | 0.4 | <b>5.2</b> | 36              | 8                |
| Fourth | R27     | W45-L     | Bedroom  | 0.3 |            |                 |                  |
|        |         | W45-U     | Bedroom  | 1.0 | <b>1.3</b> | N/A             | N/A              |
| Fourth | R28     | W46-L     | Bedroom  | 0.9 |            |                 |                  |
|        |         | W46-U     | Bedroom  | 3.4 | <b>4.2</b> | N/A             | N/A              |
| Fourth | R29     | W47-L     | Bedroom  | 0.9 |            |                 |                  |
|        |         | W47-U     | Bedroom  | 3.4 | <b>4.2</b> | N/A             | N/A              |
| Fourth | R30     | W48-L     | Bedroom  | 0.2 |            |                 |                  |
|        |         | W48-U     | Bedroom  | 0.8 | <b>1.0</b> | N/A             | N/A              |
| Fourth | R31     | W49-L     | LKD      | 0.1 |            |                 |                  |
|        |         | W49-U     | LKD      | 0.3 |            |                 |                  |
|        |         | W52-L     | LKD      | 0.1 |            |                 |                  |
|        |         | W52-U     | LKD      | 0.6 |            |                 |                  |
|        |         | W50-L     | LKD      | 0.1 |            |                 |                  |
|        |         | W50-U     | LKD      | 0.6 |            |                 |                  |
|        |         | W51-L     | LKD      | 0.4 |            |                 |                  |
|        |         | W51-U     | LKD      | 2.5 | <b>4.8</b> | 34              | 8                |
| Fourth | R32     | W53-L     | Bedroom  | 0.3 |            |                 |                  |
|        |         | W53-U     | Bedroom  | 1.1 | <b>1.4</b> | N/A             | N/A              |
| Fourth | R33     | W54-L     | LKD      | 0.5 |            |                 |                  |
|        |         | W54-U     | LKD      | 1.9 | <b>2.3</b> | N/A             | N/A              |
| Fourth | R34     | W55-L     | Bedroom  | 0.3 |            |                 |                  |
|        |         | W55-U     | Bedroom  | 1.0 | <b>1.3</b> | N/A             | N/A              |
| Fourth | R35     | W56-L     | Bedroom  | 0.3 |            |                 |                  |
|        |         | W56-U     | Bedroom  | 0.9 | <b>1.2</b> | N/A             | N/A              |
| Fourth | R36     | W57-L     | Bedroom  | 0.9 |            |                 |                  |

| Floor     | Room ID | Window ID | Room Use | ADF | TOTAL ADF  | ROOM TOTAL AP SH | ROOM WINTER AP SH |
|-----------|---------|-----------|----------|-----|------------|------------------|-------------------|
|           |         | W57-U     | Bedroom  | 3.4 | <b>4.2</b> | N/A              | N/A               |
| Fourth    | R37     | W58-L     | LKD      | 0.3 |            |                  |                   |
|           |         | W58-U     | LKD      | 1.3 |            |                  |                   |
|           |         | W59-L     | LKD      | 0.4 |            |                  |                   |
|           |         | W59-U     | LKD      | 1.5 |            |                  |                   |
|           |         | W60-L     | LKD      | 0.2 |            |                  |                   |
|           |         | W60-U     | LKD      | 0.5 | <b>4.2</b> | 67               | 28                |
| <b>B8</b> |         |           |          |     |            |                  |                   |
| Ground    | R1      | W1-L      | LKD      | 0.2 |            |                  |                   |
|           |         | W1-U      | LKD      | 0.7 |            |                  |                   |
|           |         | W2-L      | LKD      | 0.3 |            |                  |                   |
|           |         | W2-U      | LKD      | 1.4 | <b>2.6</b> | N/A              | N/A               |
| Ground    | R2      | W3-L      | Bedroom  | 0.9 |            |                  |                   |
|           |         | W3-U      | Bedroom  | 3.8 | <b>4.6</b> | N/A              | N/A               |
| Ground    | R3      | W4-L      | Bedroom  | 0.4 |            |                  |                   |
|           |         | W4-U      | Bedroom  | 1.9 | <b>2.3</b> | N/A              | N/A               |
| Ground    | R4      | W5-L      | LKD      | 0.4 |            |                  |                   |
|           |         | W5-U      | LKD      | 1.2 | <b>1.6</b> | N/A              | N/A               |
| Ground    | R5      | W6-L      | Bedroom  | 0.2 |            |                  |                   |
|           |         | W6-U      | Bedroom  | 0.6 | <b>0.8</b> | N/A              | N/A               |
| Ground    | R6      | W7-L      | LKD      | 0.2 |            |                  |                   |
|           |         | W7-U      | LKD      | 1.1 | <b>1.3</b> | N/A              | N/A               |
| Ground    | R7      | W8-L      | Bedroom  | 0.3 |            |                  |                   |
|           |         | W8-U      | Bedroom  | 1.1 | <b>1.4</b> | N/A              | N/A               |
| Ground    | R8      | W9-L      | LKD      | 0.2 |            |                  |                   |
|           |         | W9-U      | LKD      | 0.8 | <b>1.0</b> | N/A              | N/A               |
| Ground    | R9      | W10-L     | Bedroom  | 0.5 |            |                  |                   |
|           |         | W10-U     | Bedroom  | 2.0 | <b>2.4</b> | N/A              | N/A               |
| Ground    | R10     | W11-L     | Bedroom  | 0.7 |            |                  |                   |
|           |         | W11-U     | Bedroom  | 3.1 | <b>3.8</b> | N/A              | N/A               |
| Ground    | R11     | W12-L     | Bedroom  | 0.5 |            |                  |                   |
|           |         | W12-U     | Bedroom  | 2.2 | <b>2.7</b> | 16               | 7                 |
| Ground    | R12     | W13-L     | Bedroom  | 0.3 |            |                  |                   |
|           |         | W13-U     | Bedroom  | 1.5 | <b>1.8</b> | 13               | 4                 |
| Ground    | R13     | W14-L     | LKD      | 0.2 |            |                  |                   |
|           |         | W14-U     | LKD      | 0.6 | <b>0.8</b> | 10               | 5                 |
| Ground    | R14     | W15-L     | Bedroom  | 0.2 |            |                  |                   |
|           |         | W15-U     | Bedroom  | 0.3 | <b>0.5</b> | 2                | 2                 |
| Ground    | R15     | W16-L     | LKD      | 0.1 |            |                  |                   |
|           |         | W16-U     | LKD      | 0.1 | <b>0.2</b> | N/A              | N/A               |
| Ground    | R16     | W17-L     | Bedroom  | 0.2 |            |                  |                   |
|           |         | W17-U     | Bedroom  | 0.6 | <b>0.9</b> | N/A              | N/A               |
| Ground    | R17     | W18-L     | LKD      | 0.2 |            |                  |                   |
|           |         | W18-U     | LKD      | 0.6 | <b>0.8</b> | N/A              | N/A               |
| First     | R1      | W1-L      | Bedroom  | 0.9 |            |                  |                   |
|           |         | W1-U      | Bedroom  | 4.0 | <b>5.0</b> | N/A              | N/A               |
| First     | R2      | W2-L      | Bedroom  | 0.3 |            |                  |                   |
|           |         | W2-U      | Bedroom  | 0.7 | <b>1.0</b> | N/A              | N/A               |

| Floor | Room ID | Window ID | Room Use | ADF | TOTAL ADF  | ROOM TOTAL APSH | ROOM WINTER APSH |
|-------|---------|-----------|----------|-----|------------|-----------------|------------------|
| First | R3      | W5-L      | LKD      | 0.0 | <b>2.9</b> | 16              | 0                |
|       |         | W5-U      | LKD      | 0.3 |            |                 |                  |
|       |         | W3-L      | LKD      | 0.1 |            |                 |                  |
|       |         | W3-U      | LKD      | 0.5 |            |                 |                  |
|       |         | W4-L      | LKD      | 0.3 |            |                 |                  |
|       |         | W4-U      | LKD      | 1.7 |            |                 |                  |
| First | R4      | W6-L      | Bedroom  | 0.2 | <b>0.9</b> | N/A             | N/A              |
|       |         | W6-U      | Bedroom  | 0.6 |            |                 |                  |
| First | R5      | W7-L      | LKD      | 0.3 | <b>1.5</b> | N/A             | N/A              |
|       |         | W7-U      | LKD      | 1.3 |            |                 |                  |
| First | R6      | W8-L      | Bedroom  | 0.2 | <b>0.6</b> | N/A             | N/A              |
|       |         | W8-U      | Bedroom  | 0.4 |            |                 |                  |
| First | R7      | W9-L      | Bedroom  | 0.2 | <b>1.1</b> | N/A             | N/A              |
|       |         | W9-U      | Bedroom  | 0.8 |            |                 |                  |
| First | R8      | W10-L     | LKD      | 0.0 | <b>2.7</b> | 0               | 0                |
|       |         | W10-U     | LKD      | 0.2 |            |                 |                  |
|       |         | W11-L     | LKD      | 0.3 |            |                 |                  |
|       |         | W11-U     | LKD      | 1.8 |            |                 |                  |
|       |         | W12-L     | LKD      | 0.1 |            |                 |                  |
|       |         | W12-U     | LKD      | 0.4 |            |                 |                  |
| First | R9      | W13-L     | Bedroom  | 0.3 | <b>1.4</b> | N/A             | N/A              |
|       |         | W13-U     | Bedroom  | 1.0 |            |                 |                  |
| First | R10     | W15-L     | Bedroom  | 0.6 | <b>4.9</b> | N/A             | N/A              |
|       |         | W15-U     | Bedroom  | 2.6 |            |                 |                  |
|       |         | W16-L     | Bedroom  | 0.3 |            |                 |                  |
|       |         | W16-U     | Bedroom  | 1.5 |            |                 |                  |
| First | R11     | W17-L     | Bedroom  | 0.2 | <b>1.1</b> | N/A             | N/A              |
|       |         | W17-U     | Bedroom  | 0.9 |            |                 |                  |
| First | R12     | W18-L     | LKD      | 0.1 | <b>3.1</b> | 64              | 13               |
|       |         | W18-U     | LKD      | 0.3 |            |                 |                  |
|       |         | W19-L     | LKD      | 0.2 |            |                 |                  |
|       |         | W19-U     | LKD      | 0.7 |            |                 |                  |
|       |         | W20-L     | LKD      | 0.2 |            |                 |                  |
|       |         | W20-U     | LKD      | 1.1 |            |                 |                  |
|       |         | W63-L     | LKD      | 0.1 |            |                 |                  |
|       |         | W63-U     | LKD      | 0.3 |            |                 |                  |
| First | R13     | W21-L     | Bedroom  | 0.9 | <b>4.7</b> | 52              | 14               |
|       |         | W21-U     | Bedroom  | 3.9 |            |                 |                  |
| First | R14     | W22-L     | Bedroom  | 0.3 | <b>1.2</b> | 13              | 13               |
|       |         | W22-U     | Bedroom  | 0.9 |            |                 |                  |
| First | R15     | W23-L     | LKD      | 0.5 | <b>3.5</b> | 63              | 20               |
|       |         | W23-U     | LKD      | 3.0 |            |                 |                  |
| First | R16     | W24-L     | Bedroom  | 0.4 | <b>1.9</b> | 19              | 19               |
|       |         | W24-U     | Bedroom  | 1.4 |            |                 |                  |
| First | R17     | W25-L     | Bedroom  | 0.4 | <b>1.5</b> | 18              | 18               |
|       |         | W25-U     | Bedroom  | 1.2 |            |                 |                  |
| First | R18     | W26-L     | LKD      | 0.5 | <b>3.1</b> | 68              | 23               |
|       |         | W26-U     | LKD      | 2.7 |            |                 |                  |
| First | R19     | W27-L     | Bedroom  | 0.4 | <b>1.6</b> | 19              | 19               |
|       |         | W27-U     | Bedroom  | 1.3 |            |                 |                  |
| First | R20     | W28-L     | Bedroom  | 0.4 | <b>1.8</b> | 19              | 19               |
|       |         | W28-U     | Bedroom  | 1.4 |            |                 |                  |

| Floor | Room ID | Window ID | Room Use    | ADF | TOTAL ADF | ROOM TOTAL APSH | ROOM WINTER APSH |
|-------|---------|-----------|-------------|-----|-----------|-----------------|------------------|
| First | R21     | W29-L     | Bedroom     | 0.9 | 6.1       | 63              | 20               |
|       |         | W29-U     | Bedroom     | 5.3 |           |                 |                  |
| First | R22     | W30-L     | Bedroom     | 0.4 | 1.7       | 11              | 11               |
|       |         | W30-U     | Bedroom     | 1.3 |           |                 |                  |
| First | R23     | W31-L     | LKD         | 0.4 | 5.5       | 65              | 18               |
|       |         | W31-U     | LKD         | 1.6 |           |                 |                  |
|       |         | W32-L     | LKD         | 0.4 |           |                 |                  |
|       |         | W32-U     | LKD         | 1.6 |           |                 |                  |
|       |         | W33-L     | LKD         | 0.3 |           |                 |                  |
|       |         | W33-U     | LKD         | 1.2 |           |                 |                  |
| First | R24     | W34-L     | Bedroom     | 0.6 | 3.1       | N/A             | N/A              |
|       |         | W34-U     | Bedroom     | 2.6 |           |                 |                  |
| First | R25     | W35-L     | Bedroom     | 0.1 | 0.2       | N/A             | N/A              |
|       |         | W35-U     | Bedroom     | 0.1 |           |                 |                  |
| First | R26     | W36-L     | LKD         | 0.1 | 3.1       | 21              | 7                |
|       |         | W36-U     | LKD         | 0.5 |           |                 |                  |
|       |         | W37-L     | LKD         | 0.3 |           |                 |                  |
|       |         | W37-U     | LKD         | 1.7 |           |                 |                  |
|       |         | W38-L     | LKD         | 0.1 |           |                 |                  |
|       |         | W38-U     | LKD         | 0.4 |           |                 |                  |
| First | R27     | W39-L     | Bedroom     | 0.2 | 0.7       | N/A             | N/A              |
|       |         | W39-U     | Bedroom     | 0.5 |           |                 |                  |
| First | R28     | W40-L     | Bedroom     | 0.2 | 0.6       | N/A             | N/A              |
|       |         | W40-U     | Bedroom     | 0.4 |           |                 |                  |
| First | R29     | W41-L     | Living Room | 0.1 | 0.3       | 4               | 3                |
|       |         | W41-U     | Living Room | 0.2 |           |                 |                  |
| First | R30     | W42-L     | LKD         | 0.1 | 2.9       | 23              | 7                |
|       |         | W42-U     | LKD         | 0.3 |           |                 |                  |
|       |         | W43-L     | LKD         | 0.3 |           |                 |                  |
|       |         | W43-U     | LKD         | 1.7 |           |                 |                  |
|       |         | W44-L     | LKD         | 0.1 |           |                 |                  |
|       |         | W44-U     | LKD         | 0.5 |           |                 |                  |
| First | R31     | W45-L     | Bedroom     | 0.2 | 0.4       | 1               | 0                |
|       |         | W45-U     | Bedroom     | 0.2 |           |                 |                  |
| First | R32     | W46-L     | Bedroom     | 0.7 | 3.9       | 19              | 7                |
|       |         | W46-U     | Bedroom     | 3.2 |           |                 |                  |
| First | R33     | W47-L     | Bedroom     | 0.6 | 3.4       | 17              | 5                |
|       |         | W47-U     | Bedroom     | 2.7 |           |                 |                  |
| First | R34     | W48-L     | Bedroom     | 0.3 | 1.0       | 1               | 0                |
|       |         | W48-U     | Bedroom     | 0.7 |           |                 |                  |
| First | R35     | W49-L     | Bedroom     | 0.2 | 0.6       | 1               | 1                |
|       |         | W49-U     | Bedroom     | 0.4 |           |                 |                  |
| First | R36     | W50-L     | LKD         | 0.2 | 6.1       | 26              | 3                |
|       |         | W50-U     | LKD         | 1.1 |           |                 |                  |
|       |         | W51-L     | LKD         | 0.1 |           |                 |                  |
|       |         | W51-U     | LKD         | 0.5 |           |                 |                  |
|       |         | W52-L     | LKD         | 0.4 |           |                 |                  |
|       |         | W52-U     | LKD         | 2.5 |           |                 |                  |
|       |         | W53-L     | LKD         | 0.1 |           |                 |                  |
|       |         | W53-U     | LKD         | 0.5 |           |                 |                  |
|       |         | W54-L     | LKD         | 0.1 |           |                 |                  |
|       |         | W54-U     | LKD         | 0.5 |           |                 |                  |
| First | R37     | W55-L     | LKD         | 0.1 | 0.5       |                 |                  |
|       |         | W55-U     | LKD         | 0.5 |           |                 |                  |

| Floor  | Room ID | Window ID | Room Use | ADF | TOTAL ADF  | ROOM TOTAL APSH | ROOM WINTER APSH |
|--------|---------|-----------|----------|-----|------------|-----------------|------------------|
|        |         | W56-L     | LKD      | 0.1 |            |                 |                  |
|        |         | W56-U     | LKD      | 0.5 |            |                 |                  |
|        |         | W57-L     | LKD      | 0.4 |            |                 |                  |
|        |         | W57-U     | LKD      | 2.5 |            |                 |                  |
|        |         | W58-L     | LKD      | 0.1 |            |                 |                  |
|        |         | W58-U     | LKD      | 0.5 |            |                 |                  |
|        |         | W59-L     | LKD      | 0.3 |            |                 |                  |
|        |         | W59-U     | LKD      | 1.3 | <b>6.4</b> | 25              | 1                |
| First  | R38     | W60-L     | Bedroom  | 0.4 |            |                 |                  |
|        |         | W60-U     | Bedroom  | 1.0 | <b>1.4</b> | N/A             | N/A              |
| First  | R39     | W61-L     | Bedroom  | 0.4 |            |                 |                  |
|        |         | W61-U     | Bedroom  | 1.3 | <b>1.8</b> | N/A             | N/A              |
| First  | R40     | W62-L     | Bedroom  | 0.9 |            |                 |                  |
|        |         | W62-U     | Bedroom  | 4.1 | <b>5.0</b> | N/A             | N/A              |
| First  | R41     | W14-L     | Bedroom  | 0.5 |            |                 |                  |
|        |         | W14-U     | Bedroom  | 2.4 | <b>3.0</b> | N/A             | N/A              |
| Second | R1      | W1-L      | Bedroom  | 0.9 |            |                 |                  |
|        |         | W1-U      | Bedroom  | 3.6 | <b>4.6</b> | N/A             | N/A              |
| Second | R2      | W2-L      | Bedroom  | 0.3 |            |                 |                  |
|        |         | W2-U      | Bedroom  | 0.9 | <b>1.2</b> | N/A             | N/A              |
| Second | R3      | W5-L      | LKD      | 0.1 |            |                 |                  |
|        |         | W5-U      | LKD      | 0.3 |            |                 |                  |
|        |         | W3-L      | LKD      | 0.1 |            |                 |                  |
|        |         | W3-U      | LKD      | 0.5 |            |                 |                  |
|        |         | W4-L      | LKD      | 0.3 |            |                 |                  |
|        |         | W4-U      | LKD      | 1.8 | <b>3.1</b> | 20              | 0                |
| Second | R4      | W6-L      | Bedroom  | 0.3 |            |                 |                  |
|        |         | W6-U      | Bedroom  | 0.8 | <b>1.1</b> | N/A             | N/A              |
| Second | R5      | W7-L      | LKD      | 0.3 |            |                 |                  |
|        |         | W7-U      | LKD      | 1.1 | <b>1.4</b> | N/A             | N/A              |
| Second | R6      | W8-L      | Bedroom  | 0.2 |            |                 |                  |
|        |         | W8-U      | Bedroom  | 0.6 | <b>0.8</b> | N/A             | N/A              |
| Second | R7      | W9-L      | Bedroom  | 0.2 |            |                 |                  |
|        |         | W9-U      | Bedroom  | 0.8 | <b>1.1</b> | N/A             | N/A              |
| Second | R8      | W10-L     | LKD      | 0.0 |            |                 |                  |
|        |         | W10-U     | LKD      | 0.2 |            |                 |                  |
|        |         | W11-L     | LKD      | 0.3 |            |                 |                  |
|        |         | W11-U     | LKD      | 1.9 |            |                 |                  |
|        |         | W12-L     | LKD      | 0.1 |            |                 |                  |
|        |         | W12-U     | LKD      | 0.4 | <b>2.9</b> | 0               | 0                |
| Second | R9      | W13-L     | Bedroom  | 0.3 |            |                 |                  |
|        |         | W13-U     | Bedroom  | 1.1 | <b>1.4</b> | N/A             | N/A              |
| Second | R10     | W15-L     | Bedroom  | 0.6 |            |                 |                  |
|        |         | W15-U     | Bedroom  | 2.3 |            |                 |                  |
|        |         | W16-L     | Bedroom  | 0.4 |            |                 |                  |
|        |         | W16-U     | Bedroom  | 1.6 | <b>4.9</b> | N/A             | N/A              |
| Second | R11     | W17-L     | Bedroom  | 0.3 |            |                 |                  |
|        |         | W17-U     | Bedroom  | 1.1 | <b>1.4</b> | N/A             | N/A              |
| Second | R12     | W18-L     | LKD      | 0.1 |            |                 |                  |
|        |         | W18-U     | LKD      | 0.4 |            |                 |                  |
|        |         | W19-L     | LKD      | 0.2 |            |                 |                  |
|        |         | W19-U     | LKD      | 0.8 |            |                 |                  |
|        |         | W20-L     | LKD      | 0.3 |            |                 |                  |
|        |         | W20-U     | LKD      | 1.1 |            |                 |                  |

| Floor  | Room ID | Window ID | Room Use    | ADF | TOTAL ADF  | ROOM TOTAL APSH | ROOM WINTER APSH |
|--------|---------|-----------|-------------|-----|------------|-----------------|------------------|
|        |         | W63-L     | LKD         | 0.1 |            |                 |                  |
|        |         | W63-U     | LKD         | 0.4 | <b>3.3</b> | 64              | 21               |
| Second | R13     | W21-L     | Bedroom     | 0.9 |            |                 |                  |
|        |         | W21-U     | Bedroom     | 3.7 | <b>4.6</b> | 49              | 19               |
| Second | R14     | W22-L     | Bedroom     | 0.3 |            |                 |                  |
|        |         | W22-U     | Bedroom     | 1.1 | <b>1.4</b> | 15              | 15               |
| Second | R15     | W23-L     | LKD         | 0.5 |            |                 |                  |
|        |         | W23-U     | LKD         | 3.3 | <b>3.8</b> | 67              | 25               |
| Second | R16     | W24-L     | Bedroom     | 0.5 |            |                 |                  |
|        |         | W24-U     | Bedroom     | 1.6 | <b>2.0</b> | 21              | 21               |
| Second | R17     | W25-L     | Bedroom     | 0.4 |            |                 |                  |
|        |         | W25-U     | Bedroom     | 1.3 | <b>1.7</b> | 20              | 20               |
| Second | R18     | W26-L     | LKD         | 0.5 |            |                 |                  |
|        |         | W26-U     | LKD         | 2.5 | <b>2.9</b> | 62              | 26               |
| Second | R19     | W27-L     | Bedroom     | 0.4 |            |                 |                  |
|        |         | W27-U     | Bedroom     | 1.4 | <b>1.8</b> | 21              | 21               |
| Second | R20     | W28-L     | Bedroom     | 0.5 |            |                 |                  |
|        |         | W28-U     | Bedroom     | 1.6 | <b>2.0</b> | 21              | 21               |
| Second | R21     | W29-L     | Bedroom     | 1.0 |            |                 |                  |
|        |         | W29-U     | Bedroom     | 5.9 | <b>6.8</b> | 69              | 26               |
| Second | R22     | W30-L     | Bedroom     | 0.4 |            |                 |                  |
|        |         | W30-U     | Bedroom     | 1.6 | <b>2.0</b> | 17              | 17               |
| Second | R23     | W31-L     | LKD         | 0.4 |            |                 |                  |
|        |         | W31-U     | LKD         | 1.6 |            |                 |                  |
|        |         | W32-L     | LKD         | 0.4 |            |                 |                  |
|        |         | W32-U     | LKD         | 1.6 |            |                 |                  |
|        |         | W33-L     | LKD         | 0.3 |            |                 |                  |
|        |         | W33-U     | LKD         | 1.1 | <b>5.4</b> | 66              | 26               |
| Second | R24     | W34-L     | Bedroom     | 0.6 |            |                 |                  |
|        |         | W34-U     | Bedroom     | 2.3 | <b>2.9</b> | N/A             | N/A              |
| Second | R25     | W35-L     | Bedroom     | 0.2 |            |                 |                  |
|        |         | W35-U     | Bedroom     | 0.3 | <b>0.5</b> | N/A             | N/A              |
| Second | R26     | W36-L     | LKD         | 0.1 |            |                 |                  |
|        |         | W36-U     | LKD         | 0.5 |            |                 |                  |
|        |         | W37-L     | LKD         | 0.3 |            |                 |                  |
|        |         | W37-U     | LKD         | 1.9 |            |                 |                  |
|        |         | W38-L     | LKD         | 0.1 |            |                 |                  |
|        |         | W38-U     | LKD         | 0.5 | <b>3.3</b> | 26              | 6                |
| Second | R27     | W39-L     | Bedroom     | 0.2 |            |                 |                  |
|        |         | W39-U     | Bedroom     | 0.6 | <b>0.8</b> | N/A             | N/A              |
| Second | R28     | W40-L     | Bedroom     | 0.2 |            |                 |                  |
|        |         | W40-U     | Bedroom     | 0.6 | <b>0.8</b> | N/A             | N/A              |
| Second | R29     | W41-L     | Living Room | 0.1 |            |                 |                  |
|        |         | W41-U     | Living Room | 0.3 | <b>0.4</b> | 7               | 3                |
| Second | R30     | W42-L     | LKD         | 0.1 |            |                 |                  |
|        |         | W42-U     | LKD         | 0.4 |            |                 |                  |
|        |         | W43-L     | LKD         | 0.3 |            |                 |                  |
|        |         | W43-U     | LKD         | 1.9 |            |                 |                  |
|        |         | W44-L     | LKD         | 0.1 |            |                 |                  |
|        |         | W44-U     | LKD         | 0.5 | <b>3.2</b> | 27              | 9                |
| Second | R31     | W45-L     | Bedroom     | 0.2 |            |                 |                  |

| Floor  | Room ID | Window ID | Room Use | ADF | TOTAL ADF  | ROOM TOTAL APSH | ROOM WINTER APSH |
|--------|---------|-----------|----------|-----|------------|-----------------|------------------|
|        |         | W45-U     | Bedroom  | 0.3 | <b>0.6</b> | 2               | 0                |
| Second | R32     | W46-L     | Bedroom  | 0.7 |            |                 |                  |
|        |         | W46-U     | Bedroom  | 2.8 | <b>3.6</b> | 21              | 7                |
| Second | R33     | W47-L     | Bedroom  | 0.6 |            |                 |                  |
|        |         | W47-U     | Bedroom  | 2.5 | <b>3.1</b> | 21              | 7                |
| Second | R34     | W48-L     | Bedroom  | 0.3 |            |                 |                  |
|        |         | W48-U     | Bedroom  | 0.8 | <b>1.1</b> | 1               | 0                |
| Second | R35     | W49-L     | Bedroom  | 0.3 |            |                 |                  |
|        |         | W49-U     | Bedroom  | 0.5 | <b>0.8</b> | 3               | 2                |
| Second | R36     | W50-L     | LKD      | 0.2 |            |                 |                  |
|        |         | W50-U     | LKD      | 1.0 |            |                 |                  |
|        |         | W51-L     | LKD      | 0.1 |            |                 |                  |
|        |         | W51-U     | LKD      | 0.5 |            |                 |                  |
|        |         | W52-L     | LKD      | 0.4 |            |                 |                  |
|        |         | W52-U     | LKD      | 2.5 |            |                 |                  |
|        |         | W53-L     | LKD      | 0.1 |            |                 |                  |
|        |         | W53-U     | LKD      | 0.5 |            |                 |                  |
|        |         | W54-L     | LKD      | 0.1 |            |                 |                  |
|        |         | W54-U     | LKD      | 0.5 | <b>6.0</b> | 29              | 4                |
| Second | R37     | W55-L     | LKD      | 0.1 |            |                 |                  |
|        |         | W55-U     | LKD      | 0.5 |            |                 |                  |
|        |         | W56-L     | LKD      | 0.1 |            |                 |                  |
|        |         | W56-U     | LKD      | 0.5 |            |                 |                  |
|        |         | W57-L     | LKD      | 0.4 |            |                 |                  |
|        |         | W57-U     | LKD      | 2.5 |            |                 |                  |
|        |         | W58-L     | LKD      | 0.1 |            |                 |                  |
|        |         | W58-U     | LKD      | 0.5 |            |                 |                  |
|        |         | W59-L     | LKD      | 0.3 |            |                 |                  |
|        |         | W59-U     | LKD      | 1.2 | <b>6.2</b> | 28              | 1                |
| Second | R38     | W60-L     | Bedroom  | 0.4 |            |                 |                  |
|        |         | W60-U     | Bedroom  | 1.2 | <b>1.6</b> | N/A             | N/A              |
| Second | R39     | W61-L     | Bedroom  | 0.5 |            |                 |                  |
|        |         | W61-U     | Bedroom  | 1.5 | <b>1.9</b> | N/A             | N/A              |
| Second | R40     | W62-L     | Bedroom  | 0.9 |            |                 |                  |
|        |         | W62-U     | Bedroom  | 3.7 | <b>4.6</b> | N/A             | N/A              |
| Second | R41     | W14-L     | Bedroom  | 0.6 |            |                 |                  |
|        |         | W14-U     | Bedroom  | 2.2 | <b>2.7</b> | N/A             | N/A              |
| Third  | R1      | W1-L      | Bedroom  | 1.0 |            |                 |                  |
|        |         | W1-U      | Bedroom  | 4.6 | <b>5.6</b> | N/A             | N/A              |
| Third  | R2      | W2-L      | Bedroom  | 0.3 |            |                 |                  |
|        |         | W2-U      | Bedroom  | 1.1 | <b>1.4</b> | N/A             | N/A              |
| Third  | R3      | W5-L      | LKD      | 0.1 |            |                 |                  |
|        |         | W5-U      | LKD      | 0.4 |            |                 |                  |
|        |         | W3-L      | LKD      | 0.1 |            |                 |                  |
|        |         | W3-U      | LKD      | 0.5 |            |                 |                  |
|        |         | W4-L      | LKD      | 0.3 |            |                 |                  |
|        |         | W4-U      | LKD      | 2.0 | <b>3.3</b> | 22              | 0                |
| Third  | R4      | W6-L      | Bedroom  | 0.3 |            |                 |                  |
|        |         | W6-U      | Bedroom  | 0.9 | <b>1.2</b> | N/A             | N/A              |
| Third  | R5      | W7-L      | LKD      | 0.3 |            |                 |                  |
|        |         | W7-U      | LKD      | 1.5 | <b>1.8</b> | N/A             | N/A              |
| Third  | R6      | W8-L      | Bedroom  | 0.2 |            |                 |                  |
|        |         | W8-U      | Bedroom  | 0.7 | <b>0.9</b> | N/A             | N/A              |

| Floor | Room ID | Window ID | Room Use | ADF | TOTAL ADF | ROOM TOTAL APSH | ROOM WINTER APSH |       |     |       |         |     |     |     |     |       |         |     |       |         |       |         |         |     |       |     |       |         |     |       |       |       |         |         |     |       |     |       |         |         |       |       |       |         |         |     |       |     |       |         |         |       |       |         |         |         |         |     |       |       |         |         |       |       |       |         |       |         |     |       |       |         |       |         |       |       |         |         |         |     |       |       |         |         |         |       |       |         |         |       |     |     |       |         |         |       |       |       |         |       |         |         |     |       |         |       |         |         |       |         |         |         |         |     |       |         |         |         |         |       |         |         |       |       |     |       |         |         |       |       |       |       |         |         |         |     |     |       |         |         |         |       |       |         |         |         |     |     |       |         |         |         |       |       |       |         |     |     |     |       |       |         |       |       |       |       |         |         |       |     |     |       |         |         |       |       |       |         |         |     |     |     |       |         |         |       |       |     |       |         |     |       |     |     |       |         |     |       |     |       |         |     |     |     |     |       |         |     |       |     |       |     |     |     |    |    |       |     |     |       |     |     |       |     |     |       |     |     |       |     |     |       |     |       |         |     |     |
|-------|---------|-----------|----------|-----|-----------|-----------------|------------------|-------|-----|-------|---------|-----|-----|-----|-----|-------|---------|-----|-------|---------|-------|---------|---------|-----|-------|-----|-------|---------|-----|-------|-------|-------|---------|---------|-----|-------|-----|-------|---------|---------|-------|-------|-------|---------|---------|-----|-------|-----|-------|---------|---------|-------|-------|---------|---------|---------|---------|-----|-------|-------|---------|---------|-------|-------|-------|---------|-------|---------|-----|-------|-------|---------|-------|---------|-------|-------|---------|---------|---------|-----|-------|-------|---------|---------|---------|-------|-------|---------|---------|-------|-----|-----|-------|---------|---------|-------|-------|-------|---------|-------|---------|---------|-----|-------|---------|-------|---------|---------|-------|---------|---------|---------|---------|-----|-------|---------|---------|---------|---------|-------|---------|---------|-------|-------|-----|-------|---------|---------|-------|-------|-------|-------|---------|---------|---------|-----|-----|-------|---------|---------|---------|-------|-------|---------|---------|---------|-----|-----|-------|---------|---------|---------|-------|-------|-------|---------|-----|-----|-----|-------|-------|---------|-------|-------|-------|-------|---------|---------|-------|-----|-----|-------|---------|---------|-------|-------|-------|---------|---------|-----|-----|-----|-------|---------|---------|-------|-------|-----|-------|---------|-----|-------|-----|-----|-------|---------|-----|-------|-----|-------|---------|-----|-----|-----|-----|-------|---------|-----|-------|-----|-------|-----|-----|-----|----|----|-------|-----|-----|-------|-----|-----|-------|-----|-----|-------|-----|-----|-------|-----|-----|-------|-----|-------|---------|-----|-----|
| Third | R7      | W9-L      | Bedroom  | 0.2 | 1.1       | N/A             | N/A              |       |     |       |         |     |     |     |     |       |         |     |       |         |       |         |         |     |       |     |       |         |     |       |       |       |         |         |     |       |     |       |         |         |       |       |       |         |         |     |       |     |       |         |         |       |       |         |         |         |         |     |       |       |         |         |       |       |       |         |       |         |     |       |       |         |       |         |       |       |         |         |         |     |       |       |         |         |         |       |       |         |         |       |     |     |       |         |         |       |       |       |         |       |         |         |     |       |         |       |         |         |       |         |         |         |         |     |       |         |         |         |         |       |         |         |       |       |     |       |         |         |       |       |       |       |         |         |         |     |     |       |         |         |         |       |       |         |         |         |     |     |       |         |         |         |       |       |       |         |     |     |     |       |       |         |       |       |       |       |         |         |       |     |     |       |         |         |       |       |       |         |         |     |     |     |       |         |         |       |       |     |       |         |     |       |     |     |       |         |     |       |     |       |         |     |     |     |     |       |         |     |       |     |       |     |     |     |    |    |       |     |     |       |     |     |       |     |     |       |     |     |       |     |     |       |     |       |         |     |     |
|       |         | W9-U      | Bedroom  | 0.9 |           |                 |                  | Third | R8  | W10-L | LKD     | 0.0 | 3.2 | 0   | 0   | W10-U | LKD     | 0.3 | W11-L | LKD     | 0.3   | W11-U   | LKD     | 2.1 | W12-L | LKD | 0.1   | W12-U   | LKD | 0.4   | Third | R9    | W13-L   | Bedroom | 0.4 | 1.5   | N/A | N/A   | W13-U   | Bedroom | 1.2   | Third | R10   | W15-L   | Bedroom | 0.7 | 6.1   | N/A | N/A   | W15-U   | Bedroom | 3.0   | W16-L | Bedroom | 0.5     | W16-U   | Bedroom | 2.1 | Third | R11   | W17-L   | Bedroom | 0.3   | 1.6   | N/A   | N/A     | W17-U | Bedroom | 1.3 | Third | R12   | W18-L   | LKD   | 0.1     | 4.1   | 78    | 27      | W18-U   | LKD     | 0.5 | W19-L | LKD   | 0.2     | W19-U   | LKD     | 1.0   | W20-L | LKD     | 0.3     | W20-U | LKD | 1.4 | W63-L | LKD     | 0.1     | W63-U | LKD   | 0.5   | Third   | R13   | W21-L   | Bedroom | 1.1 | 5.8   | 61      | 23    | W21-U   | Bedroom | 4.8   | Third   | R14     | W22-L   | Bedroom | 0.3 | 1.6   | 17      | 17      | W22-U   | Bedroom | 1.2   | Third   | R15     | W23-L | LKD   | 0.6 | 4.1   | 71      | 28      | W23-U | LKD   | 3.5   | Third | R16     | W24-L   | Bedroom | 0.5 | 2.2 | 21    | 21      | W24-U   | Bedroom | 1.7   | Third | R17     | W25-L   | Bedroom | 0.4 | 1.8 | 21    | 21      | W25-U   | Bedroom | 1.4   | Third | R18   | W26-L   | LKD | 0.5 | 3.6 | 74    | 29    | W26-U   | LKD   | 3.1   | Third | R19   | W27-L   | Bedroom | 0.4   | 1.9 | 21  | 21    | W27-U   | Bedroom | 1.5   | Third | R20   | W28-L   | Bedroom | 0.5 | 2.2 | 21  | 21    | W28-U   | Bedroom | 1.7   | Third | R21 | W29-L | Bedroom | 1.1 | 7.3   | 73  | 30  | W29-U | Bedroom | 6.3 | Third | R22 | W30-L | Bedroom | 0.5 | 2.2 | 17  | 17  | W30-U | Bedroom | 1.7 | Third | R23 | W31-L | LKD | 0.5 | 6.8 | 78 | 28 | W31-U | LKD | 2.0 | W32-L | LKD | 0.5 | W32-U | LKD | 2.0 | W33-L | LKD | 0.3 | W33-U | LKD | 1.5 | Third | R24 | W34-L | Bedroom | 0.7 | 3.8 |
| Third | R8      | W10-L     | LKD      | 0.0 | 3.2       | 0               | 0                |       |     |       |         |     |     |     |     |       |         |     |       |         |       |         |         |     |       |     |       |         |     |       |       |       |         |         |     |       |     |       |         |         |       |       |       |         |         |     |       |     |       |         |         |       |       |         |         |         |         |     |       |       |         |         |       |       |       |         |       |         |     |       |       |         |       |         |       |       |         |         |         |     |       |       |         |         |         |       |       |         |         |       |     |     |       |         |         |       |       |       |         |       |         |         |     |       |         |       |         |         |       |         |         |         |         |     |       |         |         |         |         |       |         |         |       |       |     |       |         |         |       |       |       |       |         |         |         |     |     |       |         |         |         |       |       |         |         |         |     |     |       |         |         |         |       |       |       |         |     |     |     |       |       |         |       |       |       |       |         |         |       |     |     |       |         |         |       |       |       |         |         |     |     |     |       |         |         |       |       |     |       |         |     |       |     |     |       |         |     |       |     |       |         |     |     |     |     |       |         |     |       |     |       |     |     |     |    |    |       |     |     |       |     |     |       |     |     |       |     |     |       |     |     |       |     |       |         |     |     |
|       |         | W10-U     | LKD      | 0.3 |           |                 |                  |       |     |       |         |     |     |     |     |       |         |     |       |         |       |         |         |     |       |     |       |         |     |       |       |       |         |         |     |       |     |       |         |         |       |       |       |         |         |     |       |     |       |         |         |       |       |         |         |         |         |     |       |       |         |         |       |       |       |         |       |         |     |       |       |         |       |         |       |       |         |         |         |     |       |       |         |         |         |       |       |         |         |       |     |     |       |         |         |       |       |       |         |       |         |         |     |       |         |       |         |         |       |         |         |         |         |     |       |         |         |         |         |       |         |         |       |       |     |       |         |         |       |       |       |       |         |         |         |     |     |       |         |         |         |       |       |         |         |         |     |     |       |         |         |         |       |       |       |         |     |     |     |       |       |         |       |       |       |       |         |         |       |     |     |       |         |         |       |       |       |         |         |     |     |     |       |         |         |       |       |     |       |         |     |       |     |     |       |         |     |       |     |       |         |     |     |     |     |       |         |     |       |     |       |     |     |     |    |    |       |     |     |       |     |     |       |     |     |       |     |     |       |     |     |       |     |       |         |     |     |
|       |         | W11-L     | LKD      | 0.3 |           |                 |                  |       |     |       |         |     |     |     |     |       |         |     |       |         |       |         |         |     |       |     |       |         |     |       |       |       |         |         |     |       |     |       |         |         |       |       |       |         |         |     |       |     |       |         |         |       |       |         |         |         |         |     |       |       |         |         |       |       |       |         |       |         |     |       |       |         |       |         |       |       |         |         |         |     |       |       |         |         |         |       |       |         |         |       |     |     |       |         |         |       |       |       |         |       |         |         |     |       |         |       |         |         |       |         |         |         |         |     |       |         |         |         |         |       |         |         |       |       |     |       |         |         |       |       |       |       |         |         |         |     |     |       |         |         |         |       |       |         |         |         |     |     |       |         |         |         |       |       |       |         |     |     |     |       |       |         |       |       |       |       |         |         |       |     |     |       |         |         |       |       |       |         |         |     |     |     |       |         |         |       |       |     |       |         |     |       |     |     |       |         |     |       |     |       |         |     |     |     |     |       |         |     |       |     |       |     |     |     |    |    |       |     |     |       |     |     |       |     |     |       |     |     |       |     |     |       |     |       |         |     |     |
|       |         | W11-U     | LKD      | 2.1 |           |                 |                  |       |     |       |         |     |     |     |     |       |         |     |       |         |       |         |         |     |       |     |       |         |     |       |       |       |         |         |     |       |     |       |         |         |       |       |       |         |         |     |       |     |       |         |         |       |       |         |         |         |         |     |       |       |         |         |       |       |       |         |       |         |     |       |       |         |       |         |       |       |         |         |         |     |       |       |         |         |         |       |       |         |         |       |     |     |       |         |         |       |       |       |         |       |         |         |     |       |         |       |         |         |       |         |         |         |         |     |       |         |         |         |         |       |         |         |       |       |     |       |         |         |       |       |       |       |         |         |         |     |     |       |         |         |         |       |       |         |         |         |     |     |       |         |         |         |       |       |       |         |     |     |     |       |       |         |       |       |       |       |         |         |       |     |     |       |         |         |       |       |       |         |         |     |     |     |       |         |         |       |       |     |       |         |     |       |     |     |       |         |     |       |     |       |         |     |     |     |     |       |         |     |       |     |       |     |     |     |    |    |       |     |     |       |     |     |       |     |     |       |     |     |       |     |     |       |     |       |         |     |     |
|       |         | W12-L     | LKD      | 0.1 |           |                 |                  |       |     |       |         |     |     |     |     |       |         |     |       |         |       |         |         |     |       |     |       |         |     |       |       |       |         |         |     |       |     |       |         |         |       |       |       |         |         |     |       |     |       |         |         |       |       |         |         |         |         |     |       |       |         |         |       |       |       |         |       |         |     |       |       |         |       |         |       |       |         |         |         |     |       |       |         |         |         |       |       |         |         |       |     |     |       |         |         |       |       |       |         |       |         |         |     |       |         |       |         |         |       |         |         |         |         |     |       |         |         |         |         |       |         |         |       |       |     |       |         |         |       |       |       |       |         |         |         |     |     |       |         |         |         |       |       |         |         |         |     |     |       |         |         |         |       |       |       |         |     |     |     |       |       |         |       |       |       |       |         |         |       |     |     |       |         |         |       |       |       |         |         |     |     |     |       |         |         |       |       |     |       |         |     |       |     |     |       |         |     |       |     |       |         |     |     |     |     |       |         |     |       |     |       |     |     |     |    |    |       |     |     |       |     |     |       |     |     |       |     |     |       |     |     |       |     |       |         |     |     |
|       |         | W12-U     | LKD      | 0.4 |           |                 |                  |       |     |       |         |     |     |     |     |       |         |     |       |         |       |         |         |     |       |     |       |         |     |       |       |       |         |         |     |       |     |       |         |         |       |       |       |         |         |     |       |     |       |         |         |       |       |         |         |         |         |     |       |       |         |         |       |       |       |         |       |         |     |       |       |         |       |         |       |       |         |         |         |     |       |       |         |         |         |       |       |         |         |       |     |     |       |         |         |       |       |       |         |       |         |         |     |       |         |       |         |         |       |         |         |         |         |     |       |         |         |         |         |       |         |         |       |       |     |       |         |         |       |       |       |       |         |         |         |     |     |       |         |         |         |       |       |         |         |         |     |     |       |         |         |         |       |       |       |         |     |     |     |       |       |         |       |       |       |       |         |         |       |     |     |       |         |         |       |       |       |         |         |     |     |     |       |         |         |       |       |     |       |         |     |       |     |     |       |         |     |       |     |       |         |     |     |     |     |       |         |     |       |     |       |     |     |     |    |    |       |     |     |       |     |     |       |     |     |       |     |     |       |     |     |       |     |       |         |     |     |
| Third | R9      | W13-L     | Bedroom  | 0.4 | 1.5       | N/A             | N/A              |       |     |       |         |     |     |     |     |       |         |     |       |         |       |         |         |     |       |     |       |         |     |       |       |       |         |         |     |       |     |       |         |         |       |       |       |         |         |     |       |     |       |         |         |       |       |         |         |         |         |     |       |       |         |         |       |       |       |         |       |         |     |       |       |         |       |         |       |       |         |         |         |     |       |       |         |         |         |       |       |         |         |       |     |     |       |         |         |       |       |       |         |       |         |         |     |       |         |       |         |         |       |         |         |         |         |     |       |         |         |         |         |       |         |         |       |       |     |       |         |         |       |       |       |       |         |         |         |     |     |       |         |         |         |       |       |         |         |         |     |     |       |         |         |         |       |       |       |         |     |     |     |       |       |         |       |       |       |       |         |         |       |     |     |       |         |         |       |       |       |         |         |     |     |     |       |         |         |       |       |     |       |         |     |       |     |     |       |         |     |       |     |       |         |     |     |     |     |       |         |     |       |     |       |     |     |     |    |    |       |     |     |       |     |     |       |     |     |       |     |     |       |     |     |       |     |       |         |     |     |
|       |         | W13-U     | Bedroom  | 1.2 |           |                 |                  | Third | R10 | W15-L | Bedroom | 0.7 | 6.1 | N/A | N/A | W15-U | Bedroom | 3.0 | W16-L | Bedroom | 0.5   | W16-U   | Bedroom | 2.1 | Third | R11 | W17-L | Bedroom | 0.3 | 1.6   | N/A   | N/A   | W17-U   | Bedroom | 1.3 | Third | R12 | W18-L | LKD     | 0.1     | 4.1   | 78    | 27    | W18-U   | LKD     | 0.5 | W19-L | LKD | 0.2   | W19-U   | LKD     | 1.0   | W20-L | LKD     | 0.3     | W20-U   | LKD     | 1.4 | W63-L | LKD   | 0.1     | W63-U   | LKD   | 0.5   | Third | R13     | W21-L | Bedroom | 1.1 | 5.8   | 61    | 23      | W21-U | Bedroom | 4.8   | Third | R14     | W22-L   | Bedroom | 0.3 | 1.6   | 17    | 17      | W22-U   | Bedroom | 1.2   | Third | R15     | W23-L   | LKD   | 0.6 | 4.1 | 71    | 28      | W23-U   | LKD   | 3.5   | Third | R16     | W24-L | Bedroom | 0.5     | 2.2 | 21    | 21      | W24-U | Bedroom | 1.7     | Third | R17     | W25-L   | Bedroom | 0.4     | 1.8 | 21    | 21      | W25-U   | Bedroom | 1.4     | Third | R18     | W26-L   | LKD   | 0.5   | 3.6 | 74    | 29      | W26-U   | LKD   | 3.1   | Third | R19   | W27-L   | Bedroom | 0.4     | 1.9 | 21  | 21    | W27-U   | Bedroom | 1.5     | Third | R20   | W28-L   | Bedroom | 0.5     | 2.2 | 21  | 21    | W28-U   | Bedroom | 1.7     | Third | R21   | W29-L | Bedroom | 1.1 | 7.3 | 73  | 30    | W29-U | Bedroom | 6.3   | Third | R22   | W30-L | Bedroom | 0.5     | 2.2   | 17  | 17  | W30-U | Bedroom | 1.7     | Third | R23   | W31-L | LKD     | 0.5     | 6.8 | 78  | 28  | W31-U | LKD     | 2.0     | W32-L | LKD   | 0.5 | W32-U | LKD     | 2.0 | W33-L | LKD | 0.3 | W33-U | LKD     | 1.5 | Third | R24 | W34-L | Bedroom | 0.7 | 3.8 | N/A | N/A | W34-U | Bedroom | 3.1 |       |     |       |     |     |     |    |    |       |     |     |       |     |     |       |     |     |       |     |     |       |     |     |       |     |       |         |     |     |
| Third | R10     | W15-L     | Bedroom  | 0.7 | 6.1       | N/A             | N/A              |       |     |       |         |     |     |     |     |       |         |     |       |         |       |         |         |     |       |     |       |         |     |       |       |       |         |         |     |       |     |       |         |         |       |       |       |         |         |     |       |     |       |         |         |       |       |         |         |         |         |     |       |       |         |         |       |       |       |         |       |         |     |       |       |         |       |         |       |       |         |         |         |     |       |       |         |         |         |       |       |         |         |       |     |     |       |         |         |       |       |       |         |       |         |         |     |       |         |       |         |         |       |         |         |         |         |     |       |         |         |         |         |       |         |         |       |       |     |       |         |         |       |       |       |       |         |         |         |     |     |       |         |         |         |       |       |         |         |         |     |     |       |         |         |         |       |       |       |         |     |     |     |       |       |         |       |       |       |       |         |         |       |     |     |       |         |         |       |       |       |         |         |     |     |     |       |         |         |       |       |     |       |         |     |       |     |     |       |         |     |       |     |       |         |     |     |     |     |       |         |     |       |     |       |     |     |     |    |    |       |     |     |       |     |     |       |     |     |       |     |     |       |     |     |       |     |       |         |     |     |
|       |         | W15-U     | Bedroom  | 3.0 |           |                 |                  |       |     |       |         |     |     |     |     |       |         |     |       |         |       |         |         |     |       |     |       |         |     |       |       |       |         |         |     |       |     |       |         |         |       |       |       |         |         |     |       |     |       |         |         |       |       |         |         |         |         |     |       |       |         |         |       |       |       |         |       |         |     |       |       |         |       |         |       |       |         |         |         |     |       |       |         |         |         |       |       |         |         |       |     |     |       |         |         |       |       |       |         |       |         |         |     |       |         |       |         |         |       |         |         |         |         |     |       |         |         |         |         |       |         |         |       |       |     |       |         |         |       |       |       |       |         |         |         |     |     |       |         |         |         |       |       |         |         |         |     |     |       |         |         |         |       |       |       |         |     |     |     |       |       |         |       |       |       |       |         |         |       |     |     |       |         |         |       |       |       |         |         |     |     |     |       |         |         |       |       |     |       |         |     |       |     |     |       |         |     |       |     |       |         |     |     |     |     |       |         |     |       |     |       |     |     |     |    |    |       |     |     |       |     |     |       |     |     |       |     |     |       |     |     |       |     |       |         |     |     |
|       |         | W16-L     | Bedroom  | 0.5 |           |                 |                  |       |     |       |         |     |     |     |     |       |         |     |       |         |       |         |         |     |       |     |       |         |     |       |       |       |         |         |     |       |     |       |         |         |       |       |       |         |         |     |       |     |       |         |         |       |       |         |         |         |         |     |       |       |         |         |       |       |       |         |       |         |     |       |       |         |       |         |       |       |         |         |         |     |       |       |         |         |         |       |       |         |         |       |     |     |       |         |         |       |       |       |         |       |         |         |     |       |         |       |         |         |       |         |         |         |         |     |       |         |         |         |         |       |         |         |       |       |     |       |         |         |       |       |       |       |         |         |         |     |     |       |         |         |         |       |       |         |         |         |     |     |       |         |         |         |       |       |       |         |     |     |     |       |       |         |       |       |       |       |         |         |       |     |     |       |         |         |       |       |       |         |         |     |     |     |       |         |         |       |       |     |       |         |     |       |     |     |       |         |     |       |     |       |         |     |     |     |     |       |         |     |       |     |       |     |     |     |    |    |       |     |     |       |     |     |       |     |     |       |     |     |       |     |     |       |     |       |         |     |     |
|       |         | W16-U     | Bedroom  | 2.1 |           |                 |                  |       |     |       |         |     |     |     |     |       |         |     |       |         |       |         |         |     |       |     |       |         |     |       |       |       |         |         |     |       |     |       |         |         |       |       |       |         |         |     |       |     |       |         |         |       |       |         |         |         |         |     |       |       |         |         |       |       |       |         |       |         |     |       |       |         |       |         |       |       |         |         |         |     |       |       |         |         |         |       |       |         |         |       |     |     |       |         |         |       |       |       |         |       |         |         |     |       |         |       |         |         |       |         |         |         |         |     |       |         |         |         |         |       |         |         |       |       |     |       |         |         |       |       |       |       |         |         |         |     |     |       |         |         |         |       |       |         |         |         |     |     |       |         |         |         |       |       |       |         |     |     |     |       |       |         |       |       |       |       |         |         |       |     |     |       |         |         |       |       |       |         |         |     |     |     |       |         |         |       |       |     |       |         |     |       |     |     |       |         |     |       |     |       |         |     |     |     |     |       |         |     |       |     |       |     |     |     |    |    |       |     |     |       |     |     |       |     |     |       |     |     |       |     |     |       |     |       |         |     |     |
| Third | R11     | W17-L     | Bedroom  | 0.3 | 1.6       | N/A             | N/A              |       |     |       |         |     |     |     |     |       |         |     |       |         |       |         |         |     |       |     |       |         |     |       |       |       |         |         |     |       |     |       |         |         |       |       |       |         |         |     |       |     |       |         |         |       |       |         |         |         |         |     |       |       |         |         |       |       |       |         |       |         |     |       |       |         |       |         |       |       |         |         |         |     |       |       |         |         |         |       |       |         |         |       |     |     |       |         |         |       |       |       |         |       |         |         |     |       |         |       |         |         |       |         |         |         |         |     |       |         |         |         |         |       |         |         |       |       |     |       |         |         |       |       |       |       |         |         |         |     |     |       |         |         |         |       |       |         |         |         |     |     |       |         |         |         |       |       |       |         |     |     |     |       |       |         |       |       |       |       |         |         |       |     |     |       |         |         |       |       |       |         |         |     |     |     |       |         |         |       |       |     |       |         |     |       |     |     |       |         |     |       |     |       |         |     |     |     |     |       |         |     |       |     |       |     |     |     |    |    |       |     |     |       |     |     |       |     |     |       |     |     |       |     |     |       |     |       |         |     |     |
|       |         | W17-U     | Bedroom  | 1.3 |           |                 |                  | Third | R12 | W18-L | LKD     | 0.1 | 4.1 | 78  | 27  | W18-U | LKD     | 0.5 | W19-L | LKD     | 0.2   | W19-U   | LKD     | 1.0 | W20-L | LKD | 0.3   | W20-U   | LKD | 1.4   | W63-L | LKD   | 0.1     | W63-U   | LKD |       |     | 0.5   | Third   | R13     |       |       |       | W21-L   | Bedroom | 1.1 | 5.8   | 61  | 23    | W21-U   | Bedroom | 4.8   | Third | R14     | W22-L   | Bedroom | 0.3     | 1.6 | 17    | 17    | W22-U   | Bedroom | 1.2   | Third | R15   | W23-L   | LKD   | 0.6     | 4.1 | 71    | 28    | W23-U   | LKD   | 3.5     | Third | R16   | W24-L   | Bedroom | 0.5     | 2.2 | 21    | 21    | W24-U   | Bedroom | 1.7     | Third | R17   | W25-L   | Bedroom | 0.4   | 1.8 | 21  | 21    | W25-U   | Bedroom | 1.4   | Third | R18   | W26-L   | LKD   | 0.5     | 3.6     | 74  | 29    | W26-U   | LKD   | 3.1     | Third   | R19   | W27-L   | Bedroom | 0.4     | 1.9     | 21  | 21    | W27-U   | Bedroom | 1.5     | Third   | R20   | W28-L   | Bedroom | 0.5   | 2.2   | 21  | 21    | W28-U   | Bedroom | 1.7   | Third | R21   | W29-L | Bedroom | 1.1     | 7.3     | 73  | 30  | W29-U | Bedroom | 6.3     | Third   | R22   | W30-L | Bedroom | 0.5     | 2.2     | 17  | 17  | W30-U | Bedroom | 1.7     | Third   | R23   | W31-L | LKD   | 0.5     | 6.8 | 78  | 28  | W31-U | LKD   | 2.0     | W32-L | LKD   | 0.5   | W32-U | LKD     | 2.0     | W33-L | LKD | 0.3 | W33-U | LKD     | 1.5     | Third | R24   | W34-L | Bedroom | 0.7     | 3.8 | N/A | N/A | W34-U | Bedroom | 3.1     |       |       |     |       |         |     |       |     |     |       |         |     |       |     |       |         |     |     |     |     |       |         |     |       |     |       |     |     |     |    |    |       |     |     |       |     |     |       |     |     |       |     |     |       |     |     |       |     |       |         |     |     |
| Third | R12     | W18-L     | LKD      | 0.1 | 4.1       | 78              | 27               |       |     |       |         |     |     |     |     |       |         |     |       |         |       |         |         |     |       |     |       |         |     |       |       |       |         |         |     |       |     |       |         |         |       |       |       |         |         |     |       |     |       |         |         |       |       |         |         |         |         |     |       |       |         |         |       |       |       |         |       |         |     |       |       |         |       |         |       |       |         |         |         |     |       |       |         |         |         |       |       |         |         |       |     |     |       |         |         |       |       |       |         |       |         |         |     |       |         |       |         |         |       |         |         |         |         |     |       |         |         |         |         |       |         |         |       |       |     |       |         |         |       |       |       |       |         |         |         |     |     |       |         |         |         |       |       |         |         |         |     |     |       |         |         |         |       |       |       |         |     |     |     |       |       |         |       |       |       |       |         |         |       |     |     |       |         |         |       |       |       |         |         |     |     |     |       |         |         |       |       |     |       |         |     |       |     |     |       |         |     |       |     |       |         |     |     |     |     |       |         |     |       |     |       |     |     |     |    |    |       |     |     |       |     |     |       |     |     |       |     |     |       |     |     |       |     |       |         |     |     |
|       |         | W18-U     | LKD      | 0.5 |           |                 |                  |       |     |       |         |     |     |     |     |       |         |     |       |         |       |         |         |     |       |     |       |         |     |       |       |       |         |         |     |       |     |       |         |         |       |       |       |         |         |     |       |     |       |         |         |       |       |         |         |         |         |     |       |       |         |         |       |       |       |         |       |         |     |       |       |         |       |         |       |       |         |         |         |     |       |       |         |         |         |       |       |         |         |       |     |     |       |         |         |       |       |       |         |       |         |         |     |       |         |       |         |         |       |         |         |         |         |     |       |         |         |         |         |       |         |         |       |       |     |       |         |         |       |       |       |       |         |         |         |     |     |       |         |         |         |       |       |         |         |         |     |     |       |         |         |         |       |       |       |         |     |     |     |       |       |         |       |       |       |       |         |         |       |     |     |       |         |         |       |       |       |         |         |     |     |     |       |         |         |       |       |     |       |         |     |       |     |     |       |         |     |       |     |       |         |     |     |     |     |       |         |     |       |     |       |     |     |     |    |    |       |     |     |       |     |     |       |     |     |       |     |     |       |     |     |       |     |       |         |     |     |
|       |         | W19-L     | LKD      | 0.2 |           |                 |                  |       |     |       |         |     |     |     |     |       |         |     |       |         |       |         |         |     |       |     |       |         |     |       |       |       |         |         |     |       |     |       |         |         |       |       |       |         |         |     |       |     |       |         |         |       |       |         |         |         |         |     |       |       |         |         |       |       |       |         |       |         |     |       |       |         |       |         |       |       |         |         |         |     |       |       |         |         |         |       |       |         |         |       |     |     |       |         |         |       |       |       |         |       |         |         |     |       |         |       |         |         |       |         |         |         |         |     |       |         |         |         |         |       |         |         |       |       |     |       |         |         |       |       |       |       |         |         |         |     |     |       |         |         |         |       |       |         |         |         |     |     |       |         |         |         |       |       |       |         |     |     |     |       |       |         |       |       |       |       |         |         |       |     |     |       |         |         |       |       |       |         |         |     |     |     |       |         |         |       |       |     |       |         |     |       |     |     |       |         |     |       |     |       |         |     |     |     |     |       |         |     |       |     |       |     |     |     |    |    |       |     |     |       |     |     |       |     |     |       |     |     |       |     |     |       |     |       |         |     |     |
|       |         | W19-U     | LKD      | 1.0 |           |                 |                  |       |     |       |         |     |     |     |     |       |         |     |       |         |       |         |         |     |       |     |       |         |     |       |       |       |         |         |     |       |     |       |         |         |       |       |       |         |         |     |       |     |       |         |         |       |       |         |         |         |         |     |       |       |         |         |       |       |       |         |       |         |     |       |       |         |       |         |       |       |         |         |         |     |       |       |         |         |         |       |       |         |         |       |     |     |       |         |         |       |       |       |         |       |         |         |     |       |         |       |         |         |       |         |         |         |         |     |       |         |         |         |         |       |         |         |       |       |     |       |         |         |       |       |       |       |         |         |         |     |     |       |         |         |         |       |       |         |         |         |     |     |       |         |         |         |       |       |       |         |     |     |     |       |       |         |       |       |       |       |         |         |       |     |     |       |         |         |       |       |       |         |         |     |     |     |       |         |         |       |       |     |       |         |     |       |     |     |       |         |     |       |     |       |         |     |     |     |     |       |         |     |       |     |       |     |     |     |    |    |       |     |     |       |     |     |       |     |     |       |     |     |       |     |     |       |     |       |         |     |     |
|       |         | W20-L     | LKD      | 0.3 |           |                 |                  |       |     |       |         |     |     |     |     |       |         |     |       |         |       |         |         |     |       |     |       |         |     |       |       |       |         |         |     |       |     |       |         |         |       |       |       |         |         |     |       |     |       |         |         |       |       |         |         |         |         |     |       |       |         |         |       |       |       |         |       |         |     |       |       |         |       |         |       |       |         |         |         |     |       |       |         |         |         |       |       |         |         |       |     |     |       |         |         |       |       |       |         |       |         |         |     |       |         |       |         |         |       |         |         |         |         |     |       |         |         |         |         |       |         |         |       |       |     |       |         |         |       |       |       |       |         |         |         |     |     |       |         |         |         |       |       |         |         |         |     |     |       |         |         |         |       |       |       |         |     |     |     |       |       |         |       |       |       |       |         |         |       |     |     |       |         |         |       |       |       |         |         |     |     |     |       |         |         |       |       |     |       |         |     |       |     |     |       |         |     |       |     |       |         |     |     |     |     |       |         |     |       |     |       |     |     |     |    |    |       |     |     |       |     |     |       |     |     |       |     |     |       |     |     |       |     |       |         |     |     |
|       |         | W20-U     | LKD      | 1.4 |           |                 |                  |       |     |       |         |     |     |     |     |       |         |     |       |         |       |         |         |     |       |     |       |         |     |       |       |       |         |         |     |       |     |       |         |         |       |       |       |         |         |     |       |     |       |         |         |       |       |         |         |         |         |     |       |       |         |         |       |       |       |         |       |         |     |       |       |         |       |         |       |       |         |         |         |     |       |       |         |         |         |       |       |         |         |       |     |     |       |         |         |       |       |       |         |       |         |         |     |       |         |       |         |         |       |         |         |         |         |     |       |         |         |         |         |       |         |         |       |       |     |       |         |         |       |       |       |       |         |         |         |     |     |       |         |         |         |       |       |         |         |         |     |     |       |         |         |         |       |       |       |         |     |     |     |       |       |         |       |       |       |       |         |         |       |     |     |       |         |         |       |       |       |         |         |     |     |     |       |         |         |       |       |     |       |         |     |       |     |     |       |         |     |       |     |       |         |     |     |     |     |       |         |     |       |     |       |     |     |     |    |    |       |     |     |       |     |     |       |     |     |       |     |     |       |     |     |       |     |       |         |     |     |
|       |         | W63-L     | LKD      | 0.1 |           |                 |                  |       |     |       |         |     |     |     |     |       |         |     |       |         |       |         |         |     |       |     |       |         |     |       |       |       |         |         |     |       |     |       |         |         |       |       |       |         |         |     |       |     |       |         |         |       |       |         |         |         |         |     |       |       |         |         |       |       |       |         |       |         |     |       |       |         |       |         |       |       |         |         |         |     |       |       |         |         |         |       |       |         |         |       |     |     |       |         |         |       |       |       |         |       |         |         |     |       |         |       |         |         |       |         |         |         |         |     |       |         |         |         |         |       |         |         |       |       |     |       |         |         |       |       |       |       |         |         |         |     |     |       |         |         |         |       |       |         |         |         |     |     |       |         |         |         |       |       |       |         |     |     |     |       |       |         |       |       |       |       |         |         |       |     |     |       |         |         |       |       |       |         |         |     |     |     |       |         |         |       |       |     |       |         |     |       |     |     |       |         |     |       |     |       |         |     |     |     |     |       |         |     |       |     |       |     |     |     |    |    |       |     |     |       |     |     |       |     |     |       |     |     |       |     |     |       |     |       |         |     |     |
|       |         | W63-U     | LKD      | 0.5 |           |                 |                  |       |     |       |         |     |     |     |     |       |         |     |       |         |       |         |         |     |       |     |       |         |     |       |       |       |         |         |     |       |     |       |         |         |       |       |       |         |         |     |       |     |       |         |         |       |       |         |         |         |         |     |       |       |         |         |       |       |       |         |       |         |     |       |       |         |       |         |       |       |         |         |         |     |       |       |         |         |         |       |       |         |         |       |     |     |       |         |         |       |       |       |         |       |         |         |     |       |         |       |         |         |       |         |         |         |         |     |       |         |         |         |         |       |         |         |       |       |     |       |         |         |       |       |       |       |         |         |         |     |     |       |         |         |         |       |       |         |         |         |     |     |       |         |         |         |       |       |       |         |     |     |     |       |       |         |       |       |       |       |         |         |       |     |     |       |         |         |       |       |       |         |         |     |     |     |       |         |         |       |       |     |       |         |     |       |     |     |       |         |     |       |     |       |         |     |     |     |     |       |         |     |       |     |       |     |     |     |    |    |       |     |     |       |     |     |       |     |     |       |     |     |       |     |     |       |     |       |         |     |     |
| Third | R13     | W21-L     | Bedroom  | 1.1 | 5.8       | 61              | 23               |       |     |       |         |     |     |     |     |       |         |     |       |         |       |         |         |     |       |     |       |         |     |       |       |       |         |         |     |       |     |       |         |         |       |       |       |         |         |     |       |     |       |         |         |       |       |         |         |         |         |     |       |       |         |         |       |       |       |         |       |         |     |       |       |         |       |         |       |       |         |         |         |     |       |       |         |         |         |       |       |         |         |       |     |     |       |         |         |       |       |       |         |       |         |         |     |       |         |       |         |         |       |         |         |         |         |     |       |         |         |         |         |       |         |         |       |       |     |       |         |         |       |       |       |       |         |         |         |     |     |       |         |         |         |       |       |         |         |         |     |     |       |         |         |         |       |       |       |         |     |     |     |       |       |         |       |       |       |       |         |         |       |     |     |       |         |         |       |       |       |         |         |     |     |     |       |         |         |       |       |     |       |         |     |       |     |     |       |         |     |       |     |       |         |     |     |     |     |       |         |     |       |     |       |     |     |     |    |    |       |     |     |       |     |     |       |     |     |       |     |     |       |     |     |       |     |       |         |     |     |
|       |         | W21-U     | Bedroom  | 4.8 |           |                 |                  | Third | R14 | W22-L | Bedroom | 0.3 | 1.6 | 17  | 17  | W22-U | Bedroom | 1.2 | Third | R15     | W23-L | LKD     | 0.6     | 4.1 | 71    | 28  | W23-U | LKD     | 3.5 | Third | R16   | W24-L | Bedroom | 0.5     | 2.2 | 21    | 21  | W24-U | Bedroom | 1.7     | Third | R17   | W25-L | Bedroom | 0.4     | 1.8 | 21    | 21  | W25-U | Bedroom | 1.4     | Third | R18   | W26-L   | LKD     | 0.5     | 3.6     | 74  | 29    | W26-U | LKD     | 3.1     | Third | R19   | W27-L | Bedroom | 0.4   | 1.9     | 21  | 21    | W27-U | Bedroom | 1.5   | Third   | R20   | W28-L | Bedroom | 0.5     | 2.2     | 21  | 21    | W28-U | Bedroom | 1.7     | Third   | R21   | W29-L | Bedroom | 1.1     | 7.3   | 73  | 30  | W29-U | Bedroom | 6.3     | Third | R22   | W30-L | Bedroom | 0.5   | 2.2     | 17      | 17  | W30-U | Bedroom | 1.7   | Third   | R23     | W31-L | LKD     | 0.5     | 6.8     | 78      | 28  | W31-U | LKD     | 2.0     | W32-L   | LKD     | 0.5   | W32-U   | LKD     | 2.0   | W33-L | LKD | 0.3   | W33-U   | LKD     | 1.5   | Third | R24   | W34-L | Bedroom | 0.7     | 3.8     | N/A | N/A | W34-U | Bedroom | 3.1     |         |       |       |         |         |         |     |     |       |         |         |         |       |       |       |         |     |     |     |       |       |         |       |       |       |       |         |         |       |     |     |       |         |         |       |       |       |         |         |     |     |     |       |         |         |       |       |     |       |         |     |       |     |     |       |         |     |       |     |       |         |     |     |     |     |       |         |     |       |     |       |     |     |     |    |    |       |     |     |       |     |     |       |     |     |       |     |     |       |     |     |       |     |       |         |     |     |
| Third | R14     | W22-L     | Bedroom  | 0.3 | 1.6       | 17              | 17               |       |     |       |         |     |     |     |     |       |         |     |       |         |       |         |         |     |       |     |       |         |     |       |       |       |         |         |     |       |     |       |         |         |       |       |       |         |         |     |       |     |       |         |         |       |       |         |         |         |         |     |       |       |         |         |       |       |       |         |       |         |     |       |       |         |       |         |       |       |         |         |         |     |       |       |         |         |         |       |       |         |         |       |     |     |       |         |         |       |       |       |         |       |         |         |     |       |         |       |         |         |       |         |         |         |         |     |       |         |         |         |         |       |         |         |       |       |     |       |         |         |       |       |       |       |         |         |         |     |     |       |         |         |         |       |       |         |         |         |     |     |       |         |         |         |       |       |       |         |     |     |     |       |       |         |       |       |       |       |         |         |       |     |     |       |         |         |       |       |       |         |         |     |     |     |       |         |         |       |       |     |       |         |     |       |     |     |       |         |     |       |     |       |         |     |     |     |     |       |         |     |       |     |       |     |     |     |    |    |       |     |     |       |     |     |       |     |     |       |     |     |       |     |     |       |     |       |         |     |     |
|       |         | W22-U     | Bedroom  | 1.2 |           |                 |                  | Third | R15 | W23-L | LKD     | 0.6 | 4.1 | 71  | 28  | W23-U | LKD     | 3.5 | Third | R16     | W24-L | Bedroom | 0.5     | 2.2 | 21    | 21  | W24-U | Bedroom | 1.7 | Third | R17   | W25-L | Bedroom | 0.4     | 1.8 | 21    | 21  | W25-U | Bedroom | 1.4     | Third | R18   | W26-L | LKD     | 0.5     | 3.6 | 74    | 29  | W26-U | LKD     | 3.1     | Third | R19   | W27-L   | Bedroom | 0.4     | 1.9     | 21  | 21    | W27-U | Bedroom | 1.5     | Third | R20   | W28-L | Bedroom | 0.5   | 2.2     | 21  | 21    | W28-U | Bedroom | 1.7   | Third   | R21   | W29-L | Bedroom | 1.1     | 7.3     | 73  | 30    | W29-U | Bedroom | 6.3     | Third   | R22   | W30-L | Bedroom | 0.5     | 2.2   | 17  | 17  | W30-U | Bedroom | 1.7     | Third | R23   | W31-L | LKD     | 0.5   | 6.8     | 78      | 28  | W31-U | LKD     | 2.0   |         |         | W32-L | LKD     | 0.5     |         |         |     | W32-U | LKD     | 2.0     | W33-L   | LKD     | 0.3   | W33-U   | LKD     | 1.5   | Third | R24 | W34-L | Bedroom | 0.7     | 3.8   | N/A   | N/A   | W34-U | Bedroom | 3.1     |         |     |     |       |         |         |         |       |       |         |         |         |     |     |       |         |         |         |       |       |       |         |     |     |     |       |       |         |       |       |       |       |         |         |       |     |     |       |         |         |       |       |       |         |         |     |     |     |       |         |         |       |       |     |       |         |     |       |     |     |       |         |     |       |     |       |         |     |     |     |     |       |         |     |       |     |       |     |     |     |    |    |       |     |     |       |     |     |       |     |     |       |     |     |       |     |     |       |     |       |         |     |     |
| Third | R15     | W23-L     | LKD      | 0.6 | 4.1       | 71              | 28               |       |     |       |         |     |     |     |     |       |         |     |       |         |       |         |         |     |       |     |       |         |     |       |       |       |         |         |     |       |     |       |         |         |       |       |       |         |         |     |       |     |       |         |         |       |       |         |         |         |         |     |       |       |         |         |       |       |       |         |       |         |     |       |       |         |       |         |       |       |         |         |         |     |       |       |         |         |         |       |       |         |         |       |     |     |       |         |         |       |       |       |         |       |         |         |     |       |         |       |         |         |       |         |         |         |         |     |       |         |         |         |         |       |         |         |       |       |     |       |         |         |       |       |       |       |         |         |         |     |     |       |         |         |         |       |       |         |         |         |     |     |       |         |         |         |       |       |       |         |     |     |     |       |       |         |       |       |       |       |         |         |       |     |     |       |         |         |       |       |       |         |         |     |     |     |       |         |         |       |       |     |       |         |     |       |     |     |       |         |     |       |     |       |         |     |     |     |     |       |         |     |       |     |       |     |     |     |    |    |       |     |     |       |     |     |       |     |     |       |     |     |       |     |     |       |     |       |         |     |     |
|       |         | W23-U     | LKD      | 3.5 |           |                 |                  | Third | R16 | W24-L | Bedroom | 0.5 | 2.2 | 21  | 21  | W24-U | Bedroom | 1.7 | Third | R17     | W25-L | Bedroom | 0.4     | 1.8 | 21    | 21  | W25-U | Bedroom | 1.4 | Third | R18   | W26-L | LKD     | 0.5     | 3.6 | 74    | 29  | W26-U | LKD     | 3.1     | Third | R19   | W27-L | Bedroom | 0.4     | 1.9 | 21    | 21  | W27-U | Bedroom | 1.5     | Third | R20   | W28-L   | Bedroom | 0.5     | 2.2     | 21  | 21    | W28-U | Bedroom | 1.7     | Third | R21   | W29-L | Bedroom | 1.1   | 7.3     | 73  | 30    | W29-U | Bedroom | 6.3   | Third   | R22   | W30-L | Bedroom | 0.5     | 2.2     | 17  | 17    | W30-U | Bedroom | 1.7     | Third   | R23   | W31-L | LKD     | 0.5     | 6.8   | 78  | 28  | W31-U | LKD     | 2.0     |       |       | W32-L | LKD     | 0.5   |         |         |     | W32-U | LKD     | 2.0   |         |         | W33-L | LKD     | 0.3     |         |         |     | W33-U | LKD     | 1.5     | Third   | R24     | W34-L | Bedroom | 0.7     | 3.8   | N/A   | N/A | W34-U | Bedroom | 3.1     |       |       |       |       |         |         |         |     |     |       |         |         |         |       |       |         |         |         |     |     |       |         |         |         |       |       |       |         |     |     |     |       |       |         |       |       |       |       |         |         |       |     |     |       |         |         |       |       |       |         |         |     |     |     |       |         |         |       |       |     |       |         |     |       |     |     |       |         |     |       |     |       |         |     |     |     |     |       |         |     |       |     |       |     |     |     |    |    |       |     |     |       |     |     |       |     |     |       |     |     |       |     |     |       |     |       |         |     |     |
| Third | R16     | W24-L     | Bedroom  | 0.5 | 2.2       | 21              | 21               |       |     |       |         |     |     |     |     |       |         |     |       |         |       |         |         |     |       |     |       |         |     |       |       |       |         |         |     |       |     |       |         |         |       |       |       |         |         |     |       |     |       |         |         |       |       |         |         |         |         |     |       |       |         |         |       |       |       |         |       |         |     |       |       |         |       |         |       |       |         |         |         |     |       |       |         |         |         |       |       |         |         |       |     |     |       |         |         |       |       |       |         |       |         |         |     |       |         |       |         |         |       |         |         |         |         |     |       |         |         |         |         |       |         |         |       |       |     |       |         |         |       |       |       |       |         |         |         |     |     |       |         |         |         |       |       |         |         |         |     |     |       |         |         |         |       |       |       |         |     |     |     |       |       |         |       |       |       |       |         |         |       |     |     |       |         |         |       |       |       |         |         |     |     |     |       |         |         |       |       |     |       |         |     |       |     |     |       |         |     |       |     |       |         |     |     |     |     |       |         |     |       |     |       |     |     |     |    |    |       |     |     |       |     |     |       |     |     |       |     |     |       |     |     |       |     |       |         |     |     |
|       |         | W24-U     | Bedroom  | 1.7 |           |                 |                  | Third | R17 | W25-L | Bedroom | 0.4 | 1.8 | 21  | 21  | W25-U | Bedroom | 1.4 | Third | R18     | W26-L | LKD     | 0.5     | 3.6 | 74    | 29  | W26-U | LKD     | 3.1 | Third | R19   | W27-L | Bedroom | 0.4     | 1.9 | 21    | 21  | W27-U | Bedroom | 1.5     | Third | R20   | W28-L | Bedroom | 0.5     | 2.2 | 21    | 21  | W28-U | Bedroom | 1.7     | Third | R21   | W29-L   | Bedroom | 1.1     | 7.3     | 73  | 30    | W29-U | Bedroom | 6.3     | Third | R22   | W30-L | Bedroom | 0.5   | 2.2     | 17  | 17    | W30-U | Bedroom | 1.7   | Third   | R23   | W31-L | LKD     | 0.5     | 6.8     | 78  | 28    | W31-U | LKD     | 2.0     |         |       | W32-L | LKD     | 0.5     |       |     |     | W32-U | LKD     | 2.0     |       |       | W33-L | LKD     | 0.3   |         |         |     | W33-U | LKD     | 1.5   | Third   | R24     | W34-L | Bedroom | 0.7     | 3.8     | N/A     | N/A | W34-U | Bedroom | 3.1     |         |         |       |         |         |       |       |     |       |         |         |       |       |       |       |         |         |         |     |     |       |         |         |         |       |       |         |         |         |     |     |       |         |         |         |       |       |       |         |     |     |     |       |       |         |       |       |       |       |         |         |       |     |     |       |         |         |       |       |       |         |         |     |     |     |       |         |         |       |       |     |       |         |     |       |     |     |       |         |     |       |     |       |         |     |     |     |     |       |         |     |       |     |       |     |     |     |    |    |       |     |     |       |     |     |       |     |     |       |     |     |       |     |     |       |     |       |         |     |     |
| Third | R17     | W25-L     | Bedroom  | 0.4 | 1.8       | 21              | 21               |       |     |       |         |     |     |     |     |       |         |     |       |         |       |         |         |     |       |     |       |         |     |       |       |       |         |         |     |       |     |       |         |         |       |       |       |         |         |     |       |     |       |         |         |       |       |         |         |         |         |     |       |       |         |         |       |       |       |         |       |         |     |       |       |         |       |         |       |       |         |         |         |     |       |       |         |         |         |       |       |         |         |       |     |     |       |         |         |       |       |       |         |       |         |         |     |       |         |       |         |         |       |         |         |         |         |     |       |         |         |         |         |       |         |         |       |       |     |       |         |         |       |       |       |       |         |         |         |     |     |       |         |         |         |       |       |         |         |         |     |     |       |         |         |         |       |       |       |         |     |     |     |       |       |         |       |       |       |       |         |         |       |     |     |       |         |         |       |       |       |         |         |     |     |     |       |         |         |       |       |     |       |         |     |       |     |     |       |         |     |       |     |       |         |     |     |     |     |       |         |     |       |     |       |     |     |     |    |    |       |     |     |       |     |     |       |     |     |       |     |     |       |     |     |       |     |       |         |     |     |
|       |         | W25-U     | Bedroom  | 1.4 |           |                 |                  | Third | R18 | W26-L | LKD     | 0.5 | 3.6 | 74  | 29  | W26-U | LKD     | 3.1 | Third | R19     | W27-L | Bedroom | 0.4     | 1.9 | 21    | 21  | W27-U | Bedroom | 1.5 | Third | R20   | W28-L | Bedroom | 0.5     | 2.2 | 21    | 21  | W28-U | Bedroom | 1.7     | Third | R21   | W29-L | Bedroom | 1.1     | 7.3 | 73    | 30  | W29-U | Bedroom | 6.3     | Third | R22   | W30-L   | Bedroom | 0.5     | 2.2     | 17  | 17    | W30-U | Bedroom | 1.7     | Third | R23   | W31-L | LKD     | 0.5   | 6.8     | 78  | 28    | W31-U | LKD     | 2.0   |         |       | W32-L | LKD     | 0.5     |         |     |       | W32-U | LKD     | 2.0     |         |       | W33-L | LKD     | 0.3     |       |     |     | W33-U | LKD     | 1.5     | Third | R24   | W34-L | Bedroom | 0.7   | 3.8     | N/A     | N/A | W34-U | Bedroom | 3.1   |         |         |       |         |         |         |         |     |       |         |         |         |         |       |         |         |       |       |     |       |         |         |       |       |       |       |         |         |         |     |     |       |         |         |         |       |       |         |         |         |     |     |       |         |         |         |       |       |       |         |     |     |     |       |       |         |       |       |       |       |         |         |       |     |     |       |         |         |       |       |       |         |         |     |     |     |       |         |         |       |       |     |       |         |     |       |     |     |       |         |     |       |     |       |         |     |     |     |     |       |         |     |       |     |       |     |     |     |    |    |       |     |     |       |     |     |       |     |     |       |     |     |       |     |     |       |     |       |         |     |     |
| Third | R18     | W26-L     | LKD      | 0.5 | 3.6       | 74              | 29               |       |     |       |         |     |     |     |     |       |         |     |       |         |       |         |         |     |       |     |       |         |     |       |       |       |         |         |     |       |     |       |         |         |       |       |       |         |         |     |       |     |       |         |         |       |       |         |         |         |         |     |       |       |         |         |       |       |       |         |       |         |     |       |       |         |       |         |       |       |         |         |         |     |       |       |         |         |         |       |       |         |         |       |     |     |       |         |         |       |       |       |         |       |         |         |     |       |         |       |         |         |       |         |         |         |         |     |       |         |         |         |         |       |         |         |       |       |     |       |         |         |       |       |       |       |         |         |         |     |     |       |         |         |         |       |       |         |         |         |     |     |       |         |         |         |       |       |       |         |     |     |     |       |       |         |       |       |       |       |         |         |       |     |     |       |         |         |       |       |       |         |         |     |     |     |       |         |         |       |       |     |       |         |     |       |     |     |       |         |     |       |     |       |         |     |     |     |     |       |         |     |       |     |       |     |     |     |    |    |       |     |     |       |     |     |       |     |     |       |     |     |       |     |     |       |     |       |         |     |     |
|       |         | W26-U     | LKD      | 3.1 |           |                 |                  | Third | R19 | W27-L | Bedroom | 0.4 | 1.9 | 21  | 21  | W27-U | Bedroom | 1.5 | Third | R20     | W28-L | Bedroom | 0.5     | 2.2 | 21    | 21  | W28-U | Bedroom | 1.7 | Third | R21   | W29-L | Bedroom | 1.1     | 7.3 | 73    | 30  | W29-U | Bedroom | 6.3     | Third | R22   | W30-L | Bedroom | 0.5     | 2.2 | 17    | 17  | W30-U | Bedroom | 1.7     | Third | R23   | W31-L   | LKD     | 0.5     | 6.8     | 78  | 28    | W31-U | LKD     | 2.0     |       |       | W32-L | LKD     | 0.5   |         |     |       | W32-U | LKD     | 2.0   |         |       | W33-L | LKD     | 0.3     |         |     |       | W33-U | LKD     | 1.5     | Third   | R24   | W34-L | Bedroom | 0.7     | 3.8   | N/A | N/A | W34-U | Bedroom | 3.1     |       |       |       |         |       |         |         |     |       |         |       |         |         |       |         |         |         |         |     |       |         |         |         |         |       |         |         |       |       |     |       |         |         |       |       |       |       |         |         |         |     |     |       |         |         |         |       |       |         |         |         |     |     |       |         |         |         |       |       |       |         |     |     |     |       |       |         |       |       |       |       |         |         |       |     |     |       |         |         |       |       |       |         |         |     |     |     |       |         |         |       |       |     |       |         |     |       |     |     |       |         |     |       |     |       |         |     |     |     |     |       |         |     |       |     |       |     |     |     |    |    |       |     |     |       |     |     |       |     |     |       |     |     |       |     |     |       |     |       |         |     |     |
| Third | R19     | W27-L     | Bedroom  | 0.4 | 1.9       | 21              | 21               |       |     |       |         |     |     |     |     |       |         |     |       |         |       |         |         |     |       |     |       |         |     |       |       |       |         |         |     |       |     |       |         |         |       |       |       |         |         |     |       |     |       |         |         |       |       |         |         |         |         |     |       |       |         |         |       |       |       |         |       |         |     |       |       |         |       |         |       |       |         |         |         |     |       |       |         |         |         |       |       |         |         |       |     |     |       |         |         |       |       |       |         |       |         |         |     |       |         |       |         |         |       |         |         |         |         |     |       |         |         |         |         |       |         |         |       |       |     |       |         |         |       |       |       |       |         |         |         |     |     |       |         |         |         |       |       |         |         |         |     |     |       |         |         |         |       |       |       |         |     |     |     |       |       |         |       |       |       |       |         |         |       |     |     |       |         |         |       |       |       |         |         |     |     |     |       |         |         |       |       |     |       |         |     |       |     |     |       |         |     |       |     |       |         |     |     |     |     |       |         |     |       |     |       |     |     |     |    |    |       |     |     |       |     |     |       |     |     |       |     |     |       |     |     |       |     |       |         |     |     |
|       |         | W27-U     | Bedroom  | 1.5 |           |                 |                  | Third | R20 | W28-L | Bedroom | 0.5 | 2.2 | 21  | 21  | W28-U | Bedroom | 1.7 | Third | R21     | W29-L | Bedroom | 1.1     | 7.3 | 73    | 30  | W29-U | Bedroom | 6.3 | Third | R22   | W30-L | Bedroom | 0.5     | 2.2 | 17    | 17  | W30-U | Bedroom | 1.7     | Third | R23   | W31-L | LKD     | 0.5     | 6.8 | 78    | 28  | W31-U | LKD     | 2.0     |       |       | W32-L   | LKD     | 0.5     |         |     |       | W32-U | LKD     | 2.0     |       |       | W33-L | LKD     | 0.3   |         |     |       | W33-U | LKD     | 1.5   | Third   | R24   | W34-L | Bedroom | 0.7     | 3.8     | N/A | N/A   | W34-U | Bedroom | 3.1     |         |       |       |         |         |       |     |     |       |         |         |       |       |       |         |       |         |         |     |       |         |       |         |         |       |         |         |         |         |     |       |         |         |         |         |       |         |         |       |       |     |       |         |         |       |       |       |       |         |         |         |     |     |       |         |         |         |       |       |         |         |         |     |     |       |         |         |         |       |       |       |         |     |     |     |       |       |         |       |       |       |       |         |         |       |     |     |       |         |         |       |       |       |         |         |     |     |     |       |         |         |       |       |     |       |         |     |       |     |     |       |         |     |       |     |       |         |     |     |     |     |       |         |     |       |     |       |     |     |     |    |    |       |     |     |       |     |     |       |     |     |       |     |     |       |     |     |       |     |       |         |     |     |
| Third | R20     | W28-L     | Bedroom  | 0.5 | 2.2       | 21              | 21               |       |     |       |         |     |     |     |     |       |         |     |       |         |       |         |         |     |       |     |       |         |     |       |       |       |         |         |     |       |     |       |         |         |       |       |       |         |         |     |       |     |       |         |         |       |       |         |         |         |         |     |       |       |         |         |       |       |       |         |       |         |     |       |       |         |       |         |       |       |         |         |         |     |       |       |         |         |         |       |       |         |         |       |     |     |       |         |         |       |       |       |         |       |         |         |     |       |         |       |         |         |       |         |         |         |         |     |       |         |         |         |         |       |         |         |       |       |     |       |         |         |       |       |       |       |         |         |         |     |     |       |         |         |         |       |       |         |         |         |     |     |       |         |         |         |       |       |       |         |     |     |     |       |       |         |       |       |       |       |         |         |       |     |     |       |         |         |       |       |       |         |         |     |     |     |       |         |         |       |       |     |       |         |     |       |     |     |       |         |     |       |     |       |         |     |     |     |     |       |         |     |       |     |       |     |     |     |    |    |       |     |     |       |     |     |       |     |     |       |     |     |       |     |     |       |     |       |         |     |     |
|       |         | W28-U     | Bedroom  | 1.7 |           |                 |                  | Third | R21 | W29-L | Bedroom | 1.1 | 7.3 | 73  | 30  | W29-U | Bedroom | 6.3 | Third | R22     | W30-L | Bedroom | 0.5     | 2.2 | 17    | 17  | W30-U | Bedroom | 1.7 | Third | R23   | W31-L | LKD     | 0.5     | 6.8 | 78    | 28  | W31-U | LKD     | 2.0     |       |       | W32-L | LKD     | 0.5     |     |       |     | W32-U | LKD     | 2.0     |       |       | W33-L   | LKD     | 0.3     |         |     |       | W33-U | LKD     | 1.5     | Third | R24   | W34-L | Bedroom | 0.7   | 3.8     | N/A | N/A   | W34-U | Bedroom | 3.1   |         |       |       |         |         |         |     |       |       |         |         |         |       |       |         |         |       |     |     |       |         |         |       |       |       |         |       |         |         |     |       |         |       |         |         |       |         |         |         |         |     |       |         |         |         |         |       |         |         |       |       |     |       |         |         |       |       |       |       |         |         |         |     |     |       |         |         |         |       |       |         |         |         |     |     |       |         |         |         |       |       |       |         |     |     |     |       |       |         |       |       |       |       |         |         |       |     |     |       |         |         |       |       |       |         |         |     |     |     |       |         |         |       |       |     |       |         |     |       |     |     |       |         |     |       |     |       |         |     |     |     |     |       |         |     |       |     |       |     |     |     |    |    |       |     |     |       |     |     |       |     |     |       |     |     |       |     |     |       |     |       |         |     |     |
| Third | R21     | W29-L     | Bedroom  | 1.1 | 7.3       | 73              | 30               |       |     |       |         |     |     |     |     |       |         |     |       |         |       |         |         |     |       |     |       |         |     |       |       |       |         |         |     |       |     |       |         |         |       |       |       |         |         |     |       |     |       |         |         |       |       |         |         |         |         |     |       |       |         |         |       |       |       |         |       |         |     |       |       |         |       |         |       |       |         |         |         |     |       |       |         |         |         |       |       |         |         |       |     |     |       |         |         |       |       |       |         |       |         |         |     |       |         |       |         |         |       |         |         |         |         |     |       |         |         |         |         |       |         |         |       |       |     |       |         |         |       |       |       |       |         |         |         |     |     |       |         |         |         |       |       |         |         |         |     |     |       |         |         |         |       |       |       |         |     |     |     |       |       |         |       |       |       |       |         |         |       |     |     |       |         |         |       |       |       |         |         |     |     |     |       |         |         |       |       |     |       |         |     |       |     |     |       |         |     |       |     |       |         |     |     |     |     |       |         |     |       |     |       |     |     |     |    |    |       |     |     |       |     |     |       |     |     |       |     |     |       |     |     |       |     |       |         |     |     |
|       |         | W29-U     | Bedroom  | 6.3 |           |                 |                  | Third | R22 | W30-L | Bedroom | 0.5 | 2.2 | 17  | 17  | W30-U | Bedroom | 1.7 | Third | R23     | W31-L | LKD     | 0.5     | 6.8 | 78    | 28  | W31-U | LKD     | 2.0 |       |       | W32-L | LKD     | 0.5     |     |       |     | W32-U | LKD     | 2.0     |       |       | W33-L | LKD     | 0.3     |     |       |     | W33-U | LKD     | 1.5     | Third | R24   | W34-L   | Bedroom | 0.7     | 3.8     | N/A | N/A   | W34-U | Bedroom | 3.1     |       |       |       |         |       |         |     |       |       |         |       |         |       |       |         |         |         |     |       |       |         |         |         |       |       |         |         |       |     |     |       |         |         |       |       |       |         |       |         |         |     |       |         |       |         |         |       |         |         |         |         |     |       |         |         |         |         |       |         |         |       |       |     |       |         |         |       |       |       |       |         |         |         |     |     |       |         |         |         |       |       |         |         |         |     |     |       |         |         |         |       |       |       |         |     |     |     |       |       |         |       |       |       |       |         |         |       |     |     |       |         |         |       |       |       |         |         |     |     |     |       |         |         |       |       |     |       |         |     |       |     |     |       |         |     |       |     |       |         |     |     |     |     |       |         |     |       |     |       |     |     |     |    |    |       |     |     |       |     |     |       |     |     |       |     |     |       |     |     |       |     |       |         |     |     |
| Third | R22     | W30-L     | Bedroom  | 0.5 | 2.2       | 17              | 17               |       |     |       |         |     |     |     |     |       |         |     |       |         |       |         |         |     |       |     |       |         |     |       |       |       |         |         |     |       |     |       |         |         |       |       |       |         |         |     |       |     |       |         |         |       |       |         |         |         |         |     |       |       |         |         |       |       |       |         |       |         |     |       |       |         |       |         |       |       |         |         |         |     |       |       |         |         |         |       |       |         |         |       |     |     |       |         |         |       |       |       |         |       |         |         |     |       |         |       |         |         |       |         |         |         |         |     |       |         |         |         |         |       |         |         |       |       |     |       |         |         |       |       |       |       |         |         |         |     |     |       |         |         |         |       |       |         |         |         |     |     |       |         |         |         |       |       |       |         |     |     |     |       |       |         |       |       |       |       |         |         |       |     |     |       |         |         |       |       |       |         |         |     |     |     |       |         |         |       |       |     |       |         |     |       |     |     |       |         |     |       |     |       |         |     |     |     |     |       |         |     |       |     |       |     |     |     |    |    |       |     |     |       |     |     |       |     |     |       |     |     |       |     |     |       |     |       |         |     |     |
|       |         | W30-U     | Bedroom  | 1.7 |           |                 |                  | Third | R23 | W31-L | LKD     | 0.5 | 6.8 | 78  | 28  | W31-U | LKD     | 2.0 |       |         | W32-L | LKD     | 0.5     |     |       |     | W32-U | LKD     | 2.0 |       |       | W33-L | LKD     | 0.3     |     |       |     | W33-U | LKD     | 1.5     | Third | R24   | W34-L | Bedroom | 0.7     | 3.8 | N/A   | N/A | W34-U | Bedroom | 3.1     |       |       |         |         |         |         |     |       |       |         |         |       |       |       |         |       |         |     |       |       |         |       |         |       |       |         |         |         |     |       |       |         |         |         |       |       |         |         |       |     |     |       |         |         |       |       |       |         |       |         |         |     |       |         |       |         |         |       |         |         |         |         |     |       |         |         |         |         |       |         |         |       |       |     |       |         |         |       |       |       |       |         |         |         |     |     |       |         |         |         |       |       |         |         |         |     |     |       |         |         |         |       |       |       |         |     |     |     |       |       |         |       |       |       |       |         |         |       |     |     |       |         |         |       |       |       |         |         |     |     |     |       |         |         |       |       |     |       |         |     |       |     |     |       |         |     |       |     |       |         |     |     |     |     |       |         |     |       |     |       |     |     |     |    |    |       |     |     |       |     |     |       |     |     |       |     |     |       |     |     |       |     |       |         |     |     |
| Third | R23     | W31-L     | LKD      | 0.5 | 6.8       | 78              | 28               |       |     |       |         |     |     |     |     |       |         |     |       |         |       |         |         |     |       |     |       |         |     |       |       |       |         |         |     |       |     |       |         |         |       |       |       |         |         |     |       |     |       |         |         |       |       |         |         |         |         |     |       |       |         |         |       |       |       |         |       |         |     |       |       |         |       |         |       |       |         |         |         |     |       |       |         |         |         |       |       |         |         |       |     |     |       |         |         |       |       |       |         |       |         |         |     |       |         |       |         |         |       |         |         |         |         |     |       |         |         |         |         |       |         |         |       |       |     |       |         |         |       |       |       |       |         |         |         |     |     |       |         |         |         |       |       |         |         |         |     |     |       |         |         |         |       |       |       |         |     |     |     |       |       |         |       |       |       |       |         |         |       |     |     |       |         |         |       |       |       |         |         |     |     |     |       |         |         |       |       |     |       |         |     |       |     |     |       |         |     |       |     |       |         |     |     |     |     |       |         |     |       |     |       |     |     |     |    |    |       |     |     |       |     |     |       |     |     |       |     |     |       |     |     |       |     |       |         |     |     |
|       |         | W31-U     | LKD      | 2.0 |           |                 |                  |       |     |       |         |     |     |     |     |       |         |     |       |         |       |         |         |     |       |     |       |         |     |       |       |       |         |         |     |       |     |       |         |         |       |       |       |         |         |     |       |     |       |         |         |       |       |         |         |         |         |     |       |       |         |         |       |       |       |         |       |         |     |       |       |         |       |         |       |       |         |         |         |     |       |       |         |         |         |       |       |         |         |       |     |     |       |         |         |       |       |       |         |       |         |         |     |       |         |       |         |         |       |         |         |         |         |     |       |         |         |         |         |       |         |         |       |       |     |       |         |         |       |       |       |       |         |         |         |     |     |       |         |         |         |       |       |         |         |         |     |     |       |         |         |         |       |       |       |         |     |     |     |       |       |         |       |       |       |       |         |         |       |     |     |       |         |         |       |       |       |         |         |     |     |     |       |         |         |       |       |     |       |         |     |       |     |     |       |         |     |       |     |       |         |     |     |     |     |       |         |     |       |     |       |     |     |     |    |    |       |     |     |       |     |     |       |     |     |       |     |     |       |     |     |       |     |       |         |     |     |
|       |         | W32-L     | LKD      | 0.5 |           |                 |                  |       |     |       |         |     |     |     |     |       |         |     |       |         |       |         |         |     |       |     |       |         |     |       |       |       |         |         |     |       |     |       |         |         |       |       |       |         |         |     |       |     |       |         |         |       |       |         |         |         |         |     |       |       |         |         |       |       |       |         |       |         |     |       |       |         |       |         |       |       |         |         |         |     |       |       |         |         |         |       |       |         |         |       |     |     |       |         |         |       |       |       |         |       |         |         |     |       |         |       |         |         |       |         |         |         |         |     |       |         |         |         |         |       |         |         |       |       |     |       |         |         |       |       |       |       |         |         |         |     |     |       |         |         |         |       |       |         |         |         |     |     |       |         |         |         |       |       |       |         |     |     |     |       |       |         |       |       |       |       |         |         |       |     |     |       |         |         |       |       |       |         |         |     |     |     |       |         |         |       |       |     |       |         |     |       |     |     |       |         |     |       |     |       |         |     |     |     |     |       |         |     |       |     |       |     |     |     |    |    |       |     |     |       |     |     |       |     |     |       |     |     |       |     |     |       |     |       |         |     |     |
|       |         | W32-U     | LKD      | 2.0 |           |                 |                  |       |     |       |         |     |     |     |     |       |         |     |       |         |       |         |         |     |       |     |       |         |     |       |       |       |         |         |     |       |     |       |         |         |       |       |       |         |         |     |       |     |       |         |         |       |       |         |         |         |         |     |       |       |         |         |       |       |       |         |       |         |     |       |       |         |       |         |       |       |         |         |         |     |       |       |         |         |         |       |       |         |         |       |     |     |       |         |         |       |       |       |         |       |         |         |     |       |         |       |         |         |       |         |         |         |         |     |       |         |         |         |         |       |         |         |       |       |     |       |         |         |       |       |       |       |         |         |         |     |     |       |         |         |         |       |       |         |         |         |     |     |       |         |         |         |       |       |       |         |     |     |     |       |       |         |       |       |       |       |         |         |       |     |     |       |         |         |       |       |       |         |         |     |     |     |       |         |         |       |       |     |       |         |     |       |     |     |       |         |     |       |     |       |         |     |     |     |     |       |         |     |       |     |       |     |     |     |    |    |       |     |     |       |     |     |       |     |     |       |     |     |       |     |     |       |     |       |         |     |     |
|       |         | W33-L     | LKD      | 0.3 |           |                 |                  |       |     |       |         |     |     |     |     |       |         |     |       |         |       |         |         |     |       |     |       |         |     |       |       |       |         |         |     |       |     |       |         |         |       |       |       |         |         |     |       |     |       |         |         |       |       |         |         |         |         |     |       |       |         |         |       |       |       |         |       |         |     |       |       |         |       |         |       |       |         |         |         |     |       |       |         |         |         |       |       |         |         |       |     |     |       |         |         |       |       |       |         |       |         |         |     |       |         |       |         |         |       |         |         |         |         |     |       |         |         |         |         |       |         |         |       |       |     |       |         |         |       |       |       |       |         |         |         |     |     |       |         |         |         |       |       |         |         |         |     |     |       |         |         |         |       |       |       |         |     |     |     |       |       |         |       |       |       |       |         |         |       |     |     |       |         |         |       |       |       |         |         |     |     |     |       |         |         |       |       |     |       |         |     |       |     |     |       |         |     |       |     |       |         |     |     |     |     |       |         |     |       |     |       |     |     |     |    |    |       |     |     |       |     |     |       |     |     |       |     |     |       |     |     |       |     |       |         |     |     |
|       |         | W33-U     | LKD      | 1.5 |           |                 |                  |       |     |       |         |     |     |     |     |       |         |     |       |         |       |         |         |     |       |     |       |         |     |       |       |       |         |         |     |       |     |       |         |         |       |       |       |         |         |     |       |     |       |         |         |       |       |         |         |         |         |     |       |       |         |         |       |       |       |         |       |         |     |       |       |         |       |         |       |       |         |         |         |     |       |       |         |         |         |       |       |         |         |       |     |     |       |         |         |       |       |       |         |       |         |         |     |       |         |       |         |         |       |         |         |         |         |     |       |         |         |         |         |       |         |         |       |       |     |       |         |         |       |       |       |       |         |         |         |     |     |       |         |         |         |       |       |         |         |         |     |     |       |         |         |         |       |       |       |         |     |     |     |       |       |         |       |       |       |       |         |         |       |     |     |       |         |         |       |       |       |         |         |     |     |     |       |         |         |       |       |     |       |         |     |       |     |     |       |         |     |       |     |       |         |     |     |     |     |       |         |     |       |     |       |     |     |     |    |    |       |     |     |       |     |     |       |     |     |       |     |     |       |     |     |       |     |       |         |     |     |
| Third | R24     | W34-L     | Bedroom  | 0.7 | 3.8       | N/A             | N/A              |       |     |       |         |     |     |     |     |       |         |     |       |         |       |         |         |     |       |     |       |         |     |       |       |       |         |         |     |       |     |       |         |         |       |       |       |         |         |     |       |     |       |         |         |       |       |         |         |         |         |     |       |       |         |         |       |       |       |         |       |         |     |       |       |         |       |         |       |       |         |         |         |     |       |       |         |         |         |       |       |         |         |       |     |     |       |         |         |       |       |       |         |       |         |         |     |       |         |       |         |         |       |         |         |         |         |     |       |         |         |         |         |       |         |         |       |       |     |       |         |         |       |       |       |       |         |         |         |     |     |       |         |         |         |       |       |         |         |         |     |     |       |         |         |         |       |       |       |         |     |     |     |       |       |         |       |       |       |       |         |         |       |     |     |       |         |         |       |       |       |         |         |     |     |     |       |         |         |       |       |     |       |         |     |       |     |     |       |         |     |       |     |       |         |     |     |     |     |       |         |     |       |     |       |     |     |     |    |    |       |     |     |       |     |     |       |     |     |       |     |     |       |     |     |       |     |       |         |     |     |
|       |         | W34-U     | Bedroom  | 3.1 |           |                 |                  |       |     |       |         |     |     |     |     |       |         |     |       |         |       |         |         |     |       |     |       |         |     |       |       |       |         |         |     |       |     |       |         |         |       |       |       |         |         |     |       |     |       |         |         |       |       |         |         |         |         |     |       |       |         |         |       |       |       |         |       |         |     |       |       |         |       |         |       |       |         |         |         |     |       |       |         |         |         |       |       |         |         |       |     |     |       |         |         |       |       |       |         |       |         |         |     |       |         |       |         |         |       |         |         |         |         |     |       |         |         |         |         |       |         |         |       |       |     |       |         |         |       |       |       |       |         |         |         |     |     |       |         |         |         |       |       |         |         |         |     |     |       |         |         |         |       |       |       |         |     |     |     |       |       |         |       |       |       |       |         |         |       |     |     |       |         |         |       |       |       |         |         |     |     |     |       |         |         |       |       |     |       |         |     |       |     |     |       |         |     |       |     |       |         |     |     |     |     |       |         |     |       |     |       |     |     |     |    |    |       |     |     |       |     |     |       |     |     |       |     |     |       |     |     |       |     |       |         |     |     |



| Floor | Room ID | Window ID | Room Use    | ADF | TOTAL ADF  | ROOM TOTAL APSH | ROOM WINTER APSH |
|-------|---------|-----------|-------------|-----|------------|-----------------|------------------|
| Third | R25     | W35-L     | Bedroom     | 0.2 | <b>0.8</b> | N/A             | N/A              |
|       |         | W35-U     | Bedroom     | 0.6 |            |                 |                  |
| Third | R26     | W36-L     | LKD         | 0.1 | <b>3.7</b> | 28              | 7                |
|       |         | W36-U     | LKD         | 0.5 |            |                 |                  |
|       |         | W37-L     | LKD         | 0.4 |            |                 |                  |
|       |         | W37-U     | LKD         | 2.1 |            |                 |                  |
|       |         | W38-L     | LKD         | 0.1 |            |                 |                  |
|       |         | W38-U     | LKD         | 0.5 |            |                 |                  |
| Third | R27     | W39-L     | Bedroom     | 0.2 | <b>1.0</b> | N/A             | N/A              |
|       |         | W39-U     | Bedroom     | 0.7 |            |                 |                  |
| Third | R28     | W40-L     | Bedroom     | 0.3 | <b>1.1</b> | N/A             | N/A              |
|       |         | W40-U     | Bedroom     | 0.8 |            |                 |                  |
| Third | R29     | W41-L     | Living Room | 0.1 | <b>0.5</b> | 11              | 3                |
|       |         | W41-U     | Living Room | 0.4 |            |                 |                  |
| Third | R30     | W42-L     | LKD         | 0.1 | <b>3.5</b> | 36              | 10               |
|       |         | W42-U     | LKD         | 0.4 |            |                 |                  |
|       |         | W43-L     | LKD         | 0.3 |            |                 |                  |
|       |         | W43-U     | LKD         | 2.0 |            |                 |                  |
|       |         | W44-L     | LKD         | 0.1 |            |                 |                  |
|       |         | W44-U     | LKD         | 0.5 |            |                 |                  |
| Third | R31     | W45-L     | Bedroom     | 0.2 | <b>0.9</b> | 10              | 1                |
|       |         | W45-U     | Bedroom     | 0.7 |            |                 |                  |
| Third | R32     | W46-L     | Bedroom     | 0.9 | <b>4.8</b> | 26              | 7                |
|       |         | W46-U     | Bedroom     | 3.9 |            |                 |                  |
| Third | R33     | W47-L     | Bedroom     | 0.8 | <b>4.1</b> | 26              | 7                |
|       |         | W47-U     | Bedroom     | 3.4 |            |                 |                  |
| Third | R34     | W48-L     | Bedroom     | 0.4 | <b>1.4</b> | 7               | 0                |
|       |         | W48-U     | Bedroom     | 1.0 |            |                 |                  |
| Third | R35     | W49-L     | Bedroom     | 0.3 | <b>1.3</b> | 8               | 2                |
|       |         | W49-U     | Bedroom     | 0.9 |            |                 |                  |
| Third | R36     | W50-L     | LKD         | 0.3 | <b>6.4</b> | 36              | 5                |
|       |         | W50-U     | LKD         | 1.3 |            |                 |                  |
|       |         | W51-L     | LKD         | 0.1 |            |                 |                  |
|       |         | W51-U     | LKD         | 0.5 |            |                 |                  |
|       |         | W52-L     | LKD         | 0.4 |            |                 |                  |
|       |         | W52-U     | LKD         | 2.5 |            |                 |                  |
|       |         | W53-L     | LKD         | 0.1 |            |                 |                  |
|       |         | W53-U     | LKD         | 0.5 |            |                 |                  |
|       |         | W54-L     | LKD         | 0.1 |            |                 |                  |
|       |         | W54-U     | LKD         | 0.5 |            |                 |                  |
| Third | R37     | W55-L     | LKD         | 0.1 | <b>6.6</b> | 31              | 1                |
|       |         | W55-U     | LKD         | 0.5 |            |                 |                  |
|       |         | W56-L     | LKD         | 0.1 |            |                 |                  |
|       |         | W56-U     | LKD         | 0.5 |            |                 |                  |
|       |         | W57-L     | LKD         | 0.4 |            |                 |                  |
|       |         | W57-U     | LKD         | 2.5 |            |                 |                  |
|       |         | W58-L     | LKD         | 0.1 |            |                 |                  |
|       |         | W58-U     | LKD         | 0.5 |            |                 |                  |
|       |         | W59-L     | LKD         | 0.3 |            |                 |                  |
|       |         | W59-U     | LKD         | 1.4 |            |                 |                  |
| Third | R38     | W60-L     | Bedroom     | 0.4 | <b>1.7</b> | N/A             | N/A              |
|       |         | W60-U     | Bedroom     | 1.3 |            |                 |                  |
| Third | R39     | W61-L     | Bedroom     | 0.5 | <b>2.0</b> | N/A             | N/A              |
|       |         | W61-U     | Bedroom     | 1.6 |            |                 |                  |
| Third | R40     | W62-L     | Bedroom     | 1.0 |            |                 |                  |

| Floor     | Room ID | Window ID | Room Use | ADF | TOTAL ADF  | ROOM TOTAL APSH | ROOM WINTER APSH |
|-----------|---------|-----------|----------|-----|------------|-----------------|------------------|
|           |         | W62-U     | Bedroom  | 4.6 | <b>5.6</b> | N/A             | N/A              |
| Third     | R41     | W14-L     | Bedroom  | 0.6 |            |                 |                  |
|           |         | W14-U     | Bedroom  | 2.8 | <b>3.4</b> | N/A             | N/A              |
| <b>B9</b> |         |           |          |     |            |                 |                  |
| First     | R1      | W1-L      | LKD      | 0.1 |            |                 |                  |
|           |         | W1-U      | LKD      | 0.7 |            |                 |                  |
|           |         | W2-L      | LKD      | 0.1 |            |                 |                  |
|           |         | W2-U      | LKD      | 0.7 |            |                 |                  |
|           |         | W3-L      | LKD      | 0.7 |            |                 |                  |
|           |         | W3-U      | LKD      | 3.1 |            |                 |                  |
|           |         | W4-L      | LKD      | 0.3 |            |                 |                  |
|           |         | W4-U      | LKD      | 1.5 | <b>7.2</b> | 14              | 2                |
| First     | R2      | W5-L      | Bedroom  | 0.6 |            |                 |                  |
|           |         | W5-U      | Bedroom  | 3.1 | <b>3.7</b> | N/A             | N/A              |
| First     | R3      | W6-L      | LKD      | 0.7 |            |                 |                  |
|           |         | W6-U      | LKD      | 3.1 |            |                 |                  |
|           |         | W7-L      | LKD      | 0.5 |            |                 |                  |
|           |         | W7-U      | LKD      | 2.0 | <b>6.3</b> | 16              | 6                |
| First     | R4      | W8-L      | Bedroom  | 0.5 |            |                 |                  |
|           |         | W8-U      | Bedroom  | 2.8 | <b>3.2</b> | 19              | 3                |
| First     | R5      | W9-L      | Bedroom  | 0.5 |            |                 |                  |
|           |         | W9-U      | Bedroom  | 3.0 | <b>3.5</b> | 19              | 3                |
| First     | R6      | W10-L     | Bedroom  | 0.5 |            |                 |                  |
|           |         | W10-U     | Bedroom  | 2.7 | <b>3.2</b> | 21              | 4                |
| First     | R7      | W11-L     | LKD      | 0.6 |            |                 |                  |
|           |         | W11-U     | LKD      | 2.7 |            |                 |                  |
|           |         | W12-L     | LKD      | 0.7 |            |                 |                  |
|           |         | W12-U     | LKD      | 2.9 | <b>6.9</b> | 47              | 27               |
| First     | R8      | W13-L     | Bedroom  | 0.5 |            |                 |                  |
|           |         | W13-U     | Bedroom  | 2.7 | <b>3.2</b> | 49              | 21               |
| First     | R9      | W14-L     | Bedroom  | 0.5 |            |                 |                  |
|           |         | W14-U     | Bedroom  | 2.7 | <b>3.2</b> | 49              | 21               |
| First     | R10     | W15-L     | LKD      | 0.6 |            |                 |                  |
|           |         | W15-U     | LKD      | 2.7 |            |                 |                  |
|           |         | W16-L     | LKD      | 0.2 |            |                 |                  |
|           |         | W16-U     | LKD      | 0.9 |            |                 |                  |
|           |         | W17-L     | LKD      | 0.2 |            |                 |                  |
|           |         | W17-U     | LKD      | 0.9 | <b>5.5</b> | 53              | 28               |
| First     | R11     | W18-L     | Bedroom  | 1.0 |            |                 |                  |
|           |         | W18-U     | Bedroom  | 4.0 | <b>5.0</b> | 17              | 6                |
| First     | R12     | W19-L     | Bedroom  | 0.3 |            |                 |                  |
|           |         | W19-U     | Bedroom  | 1.9 | <b>2.2</b> | 13              | 0                |
| First     | R13     | W20-L     | Bedroom  | 0.3 |            |                 |                  |
|           |         | W20-U     | Bedroom  | 1.8 |            |                 |                  |
|           |         | W21-L     | Bedroom  | 0.3 |            |                 |                  |
|           |         | W21-U     | Bedroom  | 1.8 | <b>4.2</b> | 14              | 0                |
| First     | R14     | W22-L     | Bedroom  | 0.8 |            |                 |                  |
|           |         | W22-U     | Bedroom  | 3.0 | <b>3.8</b> | 10              | 4                |
| Second    | R1      | W1-L      | LKD      | 0.1 |            |                 |                  |
|           |         | W1-U      | LKD      | 0.8 |            |                 |                  |
|           |         | W2-L      | LKD      | 0.1 |            |                 |                  |
|           |         | W2-U      | LKD      | 0.8 |            |                 |                  |
|           |         | W3-L      | LKD      | 0.7 |            |                 |                  |

| Floor  | Room ID | Window ID | Room Use | ADF | TOTAL ADF   | ROOM TOTAL APSH | ROOM WINTER APSH |
|--------|---------|-----------|----------|-----|-------------|-----------------|------------------|
|        |         | W3-U      | LKD      | 3.1 |             |                 |                  |
|        |         | W4-L      | LKD      | 0.3 |             |                 |                  |
|        |         | W4-U      | LKD      | 1.4 | <b>7.3</b>  | 16              | 2                |
| Second | R2      | W5-L      | Bedroom  | 0.6 |             |                 |                  |
|        |         | W5-U      | Bedroom  | 3.1 | <b>3.7</b>  | N/A             | N/A              |
| Second | R3      | W6-L      | LKD      | 0.7 |             |                 |                  |
|        |         | W6-U      | LKD      | 3.2 |             |                 |                  |
|        |         | W7-L      | LKD      | 0.5 |             |                 |                  |
|        |         | W7-U      | LKD      | 2.5 | <b>7.0</b>  | 23              | 7                |
| Second | R4      | W8-L      | Bedroom  | 0.6 |             |                 |                  |
|        |         | W8-U      | Bedroom  | 3.1 | <b>3.7</b>  | 26              | 4                |
| Second | R5      | W9-L      | Bedroom  | 0.6 |             |                 |                  |
|        |         | W9-U      | Bedroom  | 3.3 | <b>3.9</b>  | 26              | 4                |
| Second | R6      | W10-L     | Bedroom  | 0.5 |             |                 |                  |
|        |         | W10-U     | Bedroom  | 3.0 | <b>3.5</b>  | 27              | 5                |
| Second | R7      | W11-L     | LKD      | 0.7 |             |                 |                  |
|        |         | W11-U     | LKD      | 3.0 |             |                 |                  |
|        |         | W12-L     | LKD      | 0.7 |             |                 |                  |
|        |         | W12-U     | LKD      | 3.1 | <b>7.5</b>  | 50              | 27               |
| Second | R8      | W13-L     | Bedroom  | 0.5 |             |                 |                  |
|        |         | W13-U     | Bedroom  | 2.8 | <b>3.3</b>  | 49              | 21               |
| Second | R9      | W14-L     | Bedroom  | 0.5 |             |                 |                  |
|        |         | W14-U     | Bedroom  | 2.8 | <b>3.3</b>  | 50              | 22               |
| Second | R10     | W15-L     | LKD      | 0.6 |             |                 |                  |
|        |         | W15-U     | LKD      | 2.9 |             |                 |                  |
|        |         | W16-L     | LKD      | 0.2 |             |                 |                  |
|        |         | W16-U     | LKD      | 1.0 |             |                 |                  |
|        |         | W17-L     | LKD      | 0.2 |             |                 |                  |
|        |         | W17-U     | LKD      | 1.0 | <b>5.8</b>  | 57              | 29               |
| Second | R11     | W18-L     | Bedroom  | 1.1 |             |                 |                  |
|        |         | W18-U     | Bedroom  | 4.5 | <b>5.6</b>  | 18              | 6                |
| Second | R12     | W19-L     | Bedroom  | 0.4 |             |                 |                  |
|        |         | W19-U     | Bedroom  | 2.0 | <b>2.3</b>  | 18              | 2                |
| Second | R13     | W20-L     | Bedroom  | 0.3 |             |                 |                  |
|        |         | W20-U     | Bedroom  | 1.9 |             |                 |                  |
|        |         | W21-L     | Bedroom  | 0.3 |             |                 |                  |
|        |         | W21-U     | Bedroom  | 1.9 | <b>4.5</b>  | 15              | 1                |
| Second | R14     | W22-L     | Bedroom  | 0.9 |             |                 |                  |
|        |         | W22-U     | Bedroom  | 3.4 | <b>4.3</b>  | 12              | 6                |
| Third  | R1      | W1-L      | LKD      | 0.1 |             |                 |                  |
|        |         | W1-U      | LKD      | 0.8 |             |                 |                  |
|        |         | W2-L      | LKD      | 0.2 |             |                 |                  |
|        |         | W2-U      | LKD      | 0.8 |             |                 |                  |
|        |         | W3-L      | LKD      | 0.8 |             |                 |                  |
|        |         | W3-U      | LKD      | 4.8 |             |                 |                  |
|        |         | W4-L      | LKD      | 0.3 |             |                 |                  |
|        |         | W4-U      | LKD      | 1.5 | <b>9.3</b>  | 16              | 2                |
| Third  | R2      | W5-L      | Bedroom  | 0.6 |             |                 |                  |
|        |         | W5-U      | Bedroom  | 3.2 | <b>3.8</b>  | N/A             | N/A              |
| Third  | R3      | W6-L      | LKD      | 0.8 |             |                 |                  |
|        |         | W6-U      | LKD      | 5.0 |             |                 |                  |
|        |         | W7-L      | LKD      | 0.7 |             |                 |                  |
|        |         | W7-U      | LKD      | 4.5 | <b>10.9</b> | 38              | 9                |

| Floor      | Room ID | Window ID | Room Use | ADF | TOTAL ADF | ROOM TOTAL APSH | ROOM WINTER APSH |
|------------|---------|-----------|----------|-----|-----------|-----------------|------------------|
| Third      | R4      | W8-L      | Bedroom  | 0.6 | 4.2       | 29              | 5                |
|            |         | W8-U      | Bedroom  | 3.6 |           |                 |                  |
| Third      | R5      | W9-L      | Bedroom  | 0.7 | 4.4       | 29              | 5                |
|            |         | W9-U      | Bedroom  | 3.8 |           |                 |                  |
| Third      | R6      | W10-L     | Bedroom  | 0.6 | 3.9       | 29              | 5                |
|            |         | W10-U     | Bedroom  | 3.3 |           |                 |                  |
| Third      | R7      | W11-L     | LKD      | 0.8 | 11.5      | 82              | 27               |
|            |         | W11-U     | LKD      | 5.0 |           |                 |                  |
|            |         | W12-L     | LKD      | 0.8 |           |                 |                  |
|            |         | W12-U     | LKD      | 4.9 |           |                 |                  |
| Third      | R8      | W13-L     | Bedroom  | 0.5 | 3.5       | 50              | 22               |
|            |         | W13-U     | Bedroom  | 3.0 |           |                 |                  |
| Third      | R9      | W14-L     | Bedroom  | 0.5 | 3.5       | 50              | 22               |
|            |         | W14-U     | Bedroom  | 2.9 |           |                 |                  |
| Third      | R10     | W15-L     | LKD      | 0.7 | 7.8       | 88              | 29               |
|            |         | W15-U     | LKD      | 4.6 |           |                 |                  |
|            |         | W16-L     | LKD      | 0.2 |           |                 |                  |
|            |         | W16-U     | LKD      | 1.1 |           |                 |                  |
|            |         | W17-L     | LKD      | 0.2 |           |                 |                  |
|            |         | W17-U     | LKD      | 1.1 |           |                 |                  |
| Third      | R11     | W18-L     | Bedroom  | 1.3 | 9.6       | 32              | 7                |
|            |         | W18-U     | Bedroom  | 8.3 |           |                 |                  |
| Third      | R12     | W19-L     | Bedroom  | 0.4 | 2.6       | 20              | 2                |
|            |         | W19-U     | Bedroom  | 2.2 |           |                 |                  |
| Third      | R13     | W20-L     | Bedroom  | 0.4 | 4.9       | 17              | 3                |
|            |         | W20-U     | Bedroom  | 2.1 |           |                 |                  |
|            |         | W21-L     | Bedroom  | 0.4 |           |                 |                  |
|            |         | W21-U     | Bedroom  | 2.1 |           |                 |                  |
| Third      | R14     | W22-L     | Bedroom  | 1.1 | 7.9       | 25              | 7                |
|            |         | W22-U     | Bedroom  | 6.8 |           |                 |                  |
| <b>B10</b> |         |           |          |     |           |                 |                  |
| First      | R1      | W1-L      | Bedroom  | 0.4 | 2.4       | 40              | 12               |
|            |         | W1-U      | Bedroom  | 2.0 |           |                 |                  |
| First      | R2      | W2-L      | LKD      | 0.6 | 3.2       | 40              | 20               |
|            |         | W2-U      | LKD      | 2.5 |           |                 |                  |
| First      | R3      | W3-L      | Bedroom  | 0.4 | 2.9       | 37              | 10               |
|            |         | W3-U      | Bedroom  | 2.4 |           |                 |                  |
| First      | R4      | W4-L      | Bedroom  | 0.5 | 3.3       | 39              | 12               |
|            |         | W4-U      | Bedroom  | 2.8 |           |                 |                  |
| First      | R5      | W5-L      | LKD      | 0.5 | 6.4       | 53              | 21               |
|            |         | W5-U      | LKD      | 2.2 |           |                 |                  |
|            |         | W6-L      | LKD      | 0.7 |           |                 |                  |
|            |         | W6-U      | LKD      | 2.9 |           |                 |                  |
| First      | R6      | W7-L      | Bedroom  | 0.4 | 5.4       | 27              | 6                |
|            |         | W7-U      | Bedroom  | 2.3 |           |                 |                  |
|            |         | W8-L      | Bedroom  | 0.4 |           |                 |                  |
|            |         | W8-U      | Bedroom  | 2.3 |           |                 |                  |
| First      | R7      | W9-L      | Bedroom  | 0.6 | 3.8       | 25              | 4                |
|            |         | W9-U      | Bedroom  | 3.2 |           |                 |                  |
| First      | R8      | W10-L     | LKD      | 0.5 | 1.9       |                 |                  |
|            |         | W10-U     | LKD      | 1.9 |           |                 |                  |

| Floor  | Room ID | Window ID | Room Use | ADF | TOTAL ADF  | ROOM TOTAL APSH | ROOM WINTER APSH |
|--------|---------|-----------|----------|-----|------------|-----------------|------------------|
|        |         | W11-L     | LKD      | 0.2 |            |                 |                  |
|        |         | W11-U     | LKD      | 0.9 |            |                 |                  |
|        |         | W12-L     | LKD      | 0.3 |            |                 |                  |
|        |         | W12-U     | LKD      | 0.8 | <b>4.5</b> | 33              | 10               |
| First  | R9      | W13-L     | Bedroom  | 0.5 |            |                 |                  |
|        |         | W13-U     | Bedroom  | 2.8 | <b>3.3</b> | N/A             | N/A              |
| First  | R10     | W14-L     | Bedroom  | 0.5 |            |                 |                  |
|        |         | W14-U     | Bedroom  | 2.9 | <b>3.4</b> | N/A             | N/A              |
| First  | R11     | W15-L     | LKD      | 0.4 |            |                 |                  |
|        |         | W15-U     | LKD      | 1.3 |            |                 |                  |
|        |         | W16-L     | LKD      | 0.2 |            |                 |                  |
|        |         | W16-U     | LKD      | 1.2 | <b>3.1</b> | N/A             | N/A              |
| First  | R12     | W17-L     | Bedroom  | 0.5 |            |                 |                  |
|        |         | W17-U     | Bedroom  | 2.9 | <b>3.4</b> | N/A             | N/A              |
| First  | R13     | W18-L     | Bedroom  | 0.5 |            |                 |                  |
|        |         | W18-U     | Bedroom  | 2.8 | <b>3.3</b> | N/A             | N/A              |
| First  | R14     | W19-L     | LKD      | 0.3 |            |                 |                  |
|        |         | W19-U     | LKD      | 0.9 |            |                 |                  |
|        |         | W20-L     | LKD      | 0.2 |            |                 |                  |
|        |         | W20-U     | LKD      | 1.0 | <b>2.4</b> | N/A             | N/A              |
| First  | R15     | W21-L     | LKD      | 0.2 |            |                 |                  |
|        |         | W21-U     | LKD      | 1.0 |            |                 |                  |
|        |         | W22-L     | LKD      | 0.3 |            |                 |                  |
|        |         | W22-U     | LKD      | 0.7 | <b>2.2</b> | N/A             | N/A              |
| First  | R16     | W23-L     | Bedroom  | 0.5 |            |                 |                  |
|        |         | W23-U     | Bedroom  | 2.9 | <b>3.5</b> | N/A             | N/A              |
| First  | R17     | W24-L     | Bedroom  | 0.5 |            |                 |                  |
|        |         | W24-U     | Bedroom  | 2.7 | <b>3.2</b> | N/A             | N/A              |
| First  | R18     | W25-L     | LKD      | 0.4 |            |                 |                  |
|        |         | W25-U     | LKD      | 1.4 |            |                 |                  |
|        |         | W26-L     | LKD      | 0.2 |            |                 |                  |
|        |         | W26-U     | LKD      | 1.0 |            |                 |                  |
|        |         | W27-L     | LKD      | 0.2 |            |                 |                  |
|        |         | W27-U     | LKD      | 1.1 | <b>4.3</b> | N/A             | N/A              |
| First  | R19     | W28-L     | Bedroom  | 0.5 |            |                 |                  |
|        |         | W28-U     | Bedroom  | 3.0 |            |                 |                  |
|        |         | W29-L     | Bedroom  | 0.7 |            |                 |                  |
|        |         | W29-U     | Bedroom  | 3.8 | <b>7.9</b> | 63              | 22               |
| First  | R20     | W30-L     | Bedroom  | 1.2 |            |                 |                  |
|        |         | W30-U     | Bedroom  | 5.1 | <b>6.4</b> | 41              | 22               |
| First  | R21     | W31-L     | Bedroom  | 0.6 |            |                 |                  |
|        |         | W31-U     | Bedroom  | 3.1 | <b>3.6</b> | 48              | 19               |
| First  | R22     | W32-L     | Bedroom  | 0.5 |            |                 |                  |
|        |         | W32-U     | Bedroom  | 2.8 |            |                 |                  |
|        |         | W33-L     | Bedroom  | 0.5 |            |                 |                  |
|        |         | W33-U     | Bedroom  | 2.7 | <b>6.5</b> | 48              | 19               |
| First  | R23     | W34-L     | LKD      | 0.6 |            |                 |                  |
|        |         | W34-U     | LKD      | 2.4 |            |                 |                  |
|        |         | W35-L     | LKD      | 0.2 |            |                 |                  |
|        |         | W35-U     | LKD      | 1.3 | <b>4.5</b> | 62              | 22               |
| Second | R1      | W1-L      | Bedroom  | 0.4 |            |                 |                  |
|        |         | W1-U      | Bedroom  | 2.1 | <b>2.5</b> | 43              | 15               |
| Second | R2      | W2-L      | LKD      | 0.7 |            |                 |                  |

| Floor  | Room ID | Window ID | Room Use | ADF | TOTAL ADF  | ROOM TOTAL AP SH | ROOM WINTER AP SH |
|--------|---------|-----------|----------|-----|------------|------------------|-------------------|
|        |         | W2-U      | LKD      | 2.8 | <b>3.4</b> | 42               | 21                |
| Second | R3      | W3-L      | Bedroom  | 0.5 |            |                  |                   |
|        |         | W3-U      | Bedroom  | 2.5 | <b>3.0</b> | 39               | 11                |
| Second | R4      | W4-L      | Bedroom  | 0.5 |            |                  |                   |
|        |         | W4-U      | Bedroom  | 3.0 | <b>3.5</b> | 41               | 13                |
| Second | R5      | W5-L      | LKD      | 0.6 |            |                  |                   |
|        |         | W5-U      | LKD      | 2.4 |            |                  |                   |
|        |         | W6-L      | LKD      | 0.8 |            |                  |                   |
|        |         | W6-U      | LKD      | 3.4 | <b>7.2</b> | 61               | 23                |
| Second | R6      | W7-L      | Bedroom  | 0.5 |            |                  |                   |
|        |         | W7-U      | Bedroom  | 2.5 |            |                  |                   |
|        |         | W8-L      | Bedroom  | 0.5 |            |                  |                   |
|        |         | W8-U      | Bedroom  | 2.5 | <b>6.0</b> | 33               | 7                 |
| Second | R7      | W9-L      | Bedroom  | 0.6 |            |                  |                   |
|        |         | W9-U      | Bedroom  | 3.6 | <b>4.2</b> | 33               | 7                 |
| Second | R8      | W10-L     | LKD      | 0.5 |            |                  |                   |
|        |         | W10-U     | LKD      | 2.3 |            |                  |                   |
|        |         | W11-L     | LKD      | 0.2 |            |                  |                   |
|        |         | W11-U     | LKD      | 1.0 |            |                  |                   |
|        |         | W12-L     | LKD      | 0.3 |            |                  |                   |
|        |         | W12-U     | LKD      | 1.1 | <b>5.5</b> | 39               | 13                |
| Second | R9      | W13-L     | Bedroom  | 0.6 |            |                  |                   |
|        |         | W13-U     | Bedroom  | 3.1 | <b>3.6</b> | N/A              | N/A               |
| Second | R10     | W14-L     | Bedroom  | 0.6 |            |                  |                   |
|        |         | W14-U     | Bedroom  | 3.2 | <b>3.7</b> | N/A              | N/A               |
| Second | R11     | W15-L     | LKD      | 0.4 |            |                  |                   |
|        |         | W15-U     | LKD      | 1.6 |            |                  |                   |
|        |         | W16-L     | LKD      | 0.2 |            |                  |                   |
|        |         | W16-U     | LKD      | 1.3 | <b>3.6</b> | N/A              | N/A               |
| Second | R12     | W17-L     | Bedroom  | 0.6 |            |                  |                   |
|        |         | W17-U     | Bedroom  | 3.2 | <b>3.8</b> | N/A              | N/A               |
| Second | R13     | W18-L     | Bedroom  | 0.6 |            |                  |                   |
|        |         | W18-U     | Bedroom  | 3.1 | <b>3.7</b> | N/A              | N/A               |
| Second | R14     | W19-L     | LKD      | 0.4 |            |                  |                   |
|        |         | W19-U     | LKD      | 1.3 |            |                  |                   |
|        |         | W20-L     | LKD      | 0.2 |            |                  |                   |
|        |         | W20-U     | LKD      | 1.1 | <b>3.0</b> | N/A              | N/A               |
| Second | R15     | W21-L     | LKD      | 0.2 |            |                  |                   |
|        |         | W21-U     | LKD      | 1.1 |            |                  |                   |
|        |         | W22-L     | LKD      | 0.4 |            |                  |                   |
|        |         | W22-U     | LKD      | 1.1 | <b>2.8</b> | N/A              | N/A               |
| Second | R16     | W23-L     | Bedroom  | 0.6 |            |                  |                   |
|        |         | W23-U     | Bedroom  | 3.3 | <b>3.9</b> | N/A              | N/A               |
| Second | R17     | W24-L     | Bedroom  | 0.5 |            |                  |                   |
|        |         | W24-U     | Bedroom  | 2.9 | <b>3.5</b> | N/A              | N/A               |
| Second | R18     | W25-L     | LKD      | 0.4 |            |                  |                   |
|        |         | W25-U     | LKD      | 1.6 |            |                  |                   |
|        |         | W26-L     | LKD      | 0.2 |            |                  |                   |
|        |         | W26-U     | LKD      | 1.1 |            |                  |                   |
|        |         | W27-L     | LKD      | 0.2 |            |                  |                   |
|        |         | W27-U     | LKD      | 1.2 | <b>4.8</b> | N/A              | N/A               |
| Second | R19     | W28-L     | Bedroom  | 0.6 |            |                  |                   |
|        |         | W28-U     | Bedroom  | 3.1 |            |                  |                   |

| Floor  | Room ID | Window ID | Room Use | ADF | TOTAL ADF   | ROOM TOTAL APSH | ROOM WINTER APSH |
|--------|---------|-----------|----------|-----|-------------|-----------------|------------------|
|        |         | W29-L     | Bedroom  | 0.7 |             |                 |                  |
|        |         | W29-U     | Bedroom  | 3.9 | <b>8.3</b>  | 64              | 23               |
| Second | R20     | W30-L     | Bedroom  | 1.3 |             |                 |                  |
|        |         | W30-U     | Bedroom  | 5.4 | <b>6.7</b>  | 42              | 23               |
| Second | R21     | W31-L     | Bedroom  | 0.6 |             |                 |                  |
|        |         | W31-U     | Bedroom  | 3.1 | <b>3.7</b>  | 49              | 20               |
| Second | R22     | W32-L     | Bedroom  | 0.5 |             |                 |                  |
|        |         | W32-U     | Bedroom  | 2.9 |             |                 |                  |
|        |         | W33-L     | Bedroom  | 0.5 |             |                 |                  |
|        |         | W33-U     | Bedroom  | 2.8 | <b>6.7</b>  | 48              | 19               |
| Second | R23     | W34-L     | LKD      | 0.6 |             |                 |                  |
|        |         | W34-U     | LKD      | 2.5 |             |                 |                  |
|        |         | W35-L     | LKD      | 0.3 |             |                 |                  |
|        |         | W35-U     | LKD      | 1.4 | <b>4.8</b>  | 65              | 25               |
| Third  | R1      | W1-L      | Bedroom  | 0.4 |             |                 |                  |
|        |         | W1-U      | Bedroom  | 2.3 | <b>2.7</b>  | 45              | 17               |
| Third  | R2      | W2-L      | LKD      | 0.8 |             |                 |                  |
|        |         | W2-U      | LKD      | 4.3 | <b>5.0</b>  | 68              | 23               |
| Third  | R3      | W3-L      | Bedroom  | 0.5 |             |                 |                  |
|        |         | W3-U      | Bedroom  | 2.7 | <b>3.2</b>  | 41              | 13               |
| Third  | R4      | W4-L      | Bedroom  | 0.6 |             |                 |                  |
|        |         | W4-U      | Bedroom  | 3.2 | <b>3.8</b>  | 44              | 16               |
| Third  | R5      | W5-L      | LKD      | 0.7 |             |                 |                  |
|        |         | W5-U      | LKD      | 3.8 |             |                 |                  |
|        |         | W6-L      | LKD      | 1.0 |             |                 |                  |
|        |         | W6-U      | LKD      | 5.3 | <b>10.8</b> | 87              | 24               |
| Third  | R6      | W7-L      | Bedroom  | 0.5 |             |                 |                  |
|        |         | W7-U      | Bedroom  | 2.7 |             |                 |                  |
|        |         | W8-L      | Bedroom  | 0.5 |             |                 |                  |
|        |         | W8-U      | Bedroom  | 2.7 | <b>6.4</b>  | 35              | 9                |
| Third  | R7      | W9-L      | Bedroom  | 0.7 |             |                 |                  |
|        |         | W9-U      | Bedroom  | 3.9 | <b>4.6</b>  | 35              | 9                |
| Third  | R8      | W10-L     | LKD      | 0.7 |             |                 |                  |
|        |         | W10-U     | LKD      | 3.7 |             |                 |                  |
|        |         | W11-L     | LKD      | 0.2 |             |                 |                  |
|        |         | W11-U     | LKD      | 1.1 |             |                 |                  |
|        |         | W12-L     | LKD      | 0.4 |             |                 |                  |
|        |         | W12-U     | LKD      | 2.4 | <b>8.5</b>  | 47              | 15               |
| Third  | R9      | W13-L     | Bedroom  | 0.6 |             |                 |                  |
|        |         | W13-U     | Bedroom  | 3.6 | <b>4.2</b>  | N/A             | N/A              |
| Third  | R10     | W14-L     | Bedroom  | 0.6 |             |                 |                  |
|        |         | W14-U     | Bedroom  | 3.7 | <b>4.3</b>  | N/A             | N/A              |
| Third  | R11     | W15-L     | LKD      | 0.6 |             |                 |                  |
|        |         | W15-U     | LKD      | 3.1 |             |                 |                  |
|        |         | W16-L     | LKD      | 0.3 |             |                 |                  |
|        |         | W16-U     | LKD      | 1.5 | <b>5.5</b>  | N/A             | N/A              |
| Third  | R12     | W17-L     | Bedroom  | 0.6 |             |                 |                  |
|        |         | W17-U     | Bedroom  | 3.6 | <b>4.3</b>  | N/A             | N/A              |
| Third  | R13     | W18-L     | Bedroom  | 0.6 |             |                 |                  |
|        |         | W18-U     | Bedroom  | 3.6 | <b>4.2</b>  | N/A             | N/A              |
| Third  | R14     | W19-L     | LKD      | 0.5 |             |                 |                  |
|        |         | W19-U     | LKD      | 2.8 |             |                 |                  |

| Floor      | Room ID | Window ID | Room Use | ADF | TOTAL ADF  | ROOM TOTAL APSH | ROOM WINTER APSH |
|------------|---------|-----------|----------|-----|------------|-----------------|------------------|
|            |         | W20-L     | LKD      | 0.2 |            |                 |                  |
|            |         | W20-U     | LKD      | 1.3 | <b>4.9</b> | N/A             | N/A              |
| Third      | R15     | W21-L     | LKD      | 0.2 |            |                 |                  |
|            |         | W21-U     | LKD      | 1.3 |            |                 |                  |
|            |         | W22-L     | LKD      | 0.5 |            |                 |                  |
|            |         | W22-U     | LKD      | 2.7 | <b>4.7</b> | N/A             | N/A              |
| Third      | R16     | W23-L     | Bedroom  | 0.7 |            |                 |                  |
|            |         | W23-U     | Bedroom  | 3.8 | <b>4.5</b> | N/A             | N/A              |
| Third      | R17     | W24-L     | Bedroom  | 0.6 |            |                 |                  |
|            |         | W24-U     | Bedroom  | 3.4 | <b>4.0</b> | N/A             | N/A              |
| Third      | R18     | W25-L     | LKD      | 0.6 |            |                 |                  |
|            |         | W25-U     | LKD      | 3.1 |            |                 |                  |
|            |         | W26-L     | LKD      | 0.2 |            |                 |                  |
|            |         | W26-U     | LKD      | 1.3 |            |                 |                  |
|            |         | W27-L     | LKD      | 0.2 |            |                 |                  |
|            |         | W27-U     | LKD      | 1.3 | <b>6.7</b> | N/A             | N/A              |
| Third      | R19     | W28-L     | Bedroom  | 0.6 |            |                 |                  |
|            |         | W28-U     | Bedroom  | 3.4 |            |                 |                  |
|            |         | W29-L     | Bedroom  | 0.7 |            |                 |                  |
|            |         | W29-U     | Bedroom  | 4.1 | <b>8.8</b> | 68              | 23               |
| Third      | R20     | W30-L     | Bedroom  | 1.5 |            |                 |                  |
|            |         | W30-U     | Bedroom  | 8.2 | <b>9.7</b> | 72              | 25               |
| Third      | R21     | W31-L     | Bedroom  | 0.6 |            |                 |                  |
|            |         | W31-U     | Bedroom  | 3.3 | <b>3.9</b> | 50              | 21               |
| Third      | R22     | W32-L     | Bedroom  | 0.5 |            |                 |                  |
|            |         | W32-U     | Bedroom  | 3.0 |            |                 |                  |
|            |         | W33-L     | Bedroom  | 0.5 |            |                 |                  |
|            |         | W33-U     | Bedroom  | 3.0 | <b>7.0</b> | 50              | 21               |
| Third      | R23     | W34-L     | LKD      | 0.7 |            |                 |                  |
|            |         | W34-U     | LKD      | 3.8 |            |                 |                  |
|            |         | W35-L     | LKD      | 0.3 |            |                 |                  |
|            |         | W35-U     | LKD      | 1.5 | <b>6.3</b> | 71              | 25               |
| <b>B11</b> |         |           |          |     |            |                 |                  |
| First      | R1      | W1-L      | LKD      | 0.2 |            |                 |                  |
|            |         | W1-U      | LKD      | 0.6 |            |                 |                  |
|            |         | W2-L      | LKD      | 0.4 |            |                 |                  |
|            |         | W2-U      | LKD      | 1.8 |            |                 |                  |
|            |         | W3-L      | LKD      | 0.3 |            |                 |                  |
|            |         | W3-U      | LKD      | 1.5 | <b>4.8</b> | 38              | 5                |
| First      | R2      | W4-L      | Bedroom  | 0.4 |            |                 |                  |
|            |         | W4-U      | Bedroom  | 1.2 | <b>1.5</b> | 12              | 0                |
| First      | R3      | W5-L      | Bedroom  | 0.4 |            |                 |                  |
|            |         | W5-U      | Bedroom  | 1.3 | <b>1.7</b> | 12              | 0                |
| First      | R4      | W6-L      | Bedroom  | 0.2 |            |                 |                  |
|            |         | W6-U      | Bedroom  | 1.1 |            |                 |                  |
|            |         | W7-L      | Bedroom  | 0.7 |            |                 |                  |
|            |         | W7-U      | Bedroom  | 3.9 |            |                 |                  |
|            |         | W8-L      | Bedroom  | 0.1 |            |                 |                  |
|            |         | W8-U      | Bedroom  | 0.7 | <b>6.6</b> | 38              | 6                |
| First      | R5      | W9-L      | Bedroom  | 0.2 |            |                 |                  |
|            |         | W9-U      | Bedroom  | 0.6 |            |                 |                  |
|            |         | W10-L     | Bedroom  | 0.3 |            |                 |                  |
|            |         | W10-U     | Bedroom  | 0.8 | <b>1.9</b> | 11              | 1                |
| First      | R6      | W11-L     | Bedroom  | 0.3 |            |                 |                  |



| Floor | Room ID | Window ID | Room Use | ADF | TOTAL ADF | ROOM TOTAL APSH | ROOM WINTER APSH |
|-------|---------|-----------|----------|-----|-----------|-----------------|------------------|
|       |         | W11-U     | Bedroom  | 0.8 | 1.1       | 6               | 0                |
| First | R7      | W12-L     | LKD      | 0.1 |           |                 |                  |
|       |         | W12-U     | LKD      | 0.4 |           |                 |                  |
|       |         | W13-L     | LKD      | 0.4 |           |                 |                  |
|       |         | W13-U     | LKD      | 2.5 |           |                 |                  |
|       |         | W14-L     | LKD      | 0.1 |           |                 |                  |
|       |         | W14-U     | LKD      | 0.5 | 4.0       | 19              | 3                |
| First | R8      | W15-L     | Bedroom  | 0.3 |           |                 |                  |
|       |         | W15-U     | Bedroom  | 1.0 | 1.4       | N/A             | N/A              |
| First | R9      | W16-L     | Bedroom  | 0.3 |           |                 |                  |
|       |         | W16-U     | Bedroom  | 0.8 | 1.1       | N/A             | N/A              |
| First | R10     | W17-L     | LKD      | 0.2 |           |                 |                  |
|       |         | W17-U     | LKD      | 0.9 |           |                 |                  |
|       |         | W18-L     | LKD      | 0.2 |           |                 |                  |
|       |         | W18-U     | LKD      | 0.9 |           |                 |                  |
|       |         | W19-L     | LKD      | 0.2 |           |                 |                  |
|       |         | W19-U     | LKD      | 1.1 |           |                 |                  |
|       |         | W20-L     | LKD      | 0.1 |           |                 |                  |
|       |         | W20-U     | LKD      | 0.3 | 4.0       | 54              | 9                |
| First | R11     | W21-L     | Bedroom  | 0.4 |           |                 |                  |
|       |         | W21-U     | Bedroom  | 1.7 | 2.1       | 34              | 10               |
| First | R12     | W22-L     | Bedroom  | 0.3 |           |                 |                  |
|       |         | W22-U     | Bedroom  | 0.9 | 1.2       | 11              | 10               |
| First | R13     | W23-L     | LKD      | 0.4 |           |                 |                  |
|       |         | W23-U     | LKD      | 1.9 |           |                 |                  |
|       |         | W24-L     | LKD      | 0.4 |           |                 |                  |
|       |         | W24-U     | LKD      | 1.7 | 4.4       | 60              | 16               |
| First | R14     | W25-L     | Bedroom  | 0.2 |           |                 |                  |
|       |         | W25-U     | Bedroom  | 0.7 | 0.9       | 7               | 4                |
| First | R15     | W26-L     | LKD      | 0.1 |           |                 |                  |
|       |         | W26-U     | LKD      | 0.5 |           |                 |                  |
|       |         | W27-L     | LKD      | 0.3 |           |                 |                  |
|       |         | W27-U     | LKD      | 1.6 |           |                 |                  |
|       |         | W28-L     | LKD      | 0.1 |           |                 |                  |
|       |         | W28-U     | LKD      | 0.4 |           |                 |                  |
|       |         | W29-L     | LKD      | 0.0 |           |                 |                  |
|       |         | W29-U     | LKD      | 0.0 | 3.0       | 34              | 15               |
| First | R16     | W30-L     | Bedroom  | 0.2 |           |                 |                  |
|       |         | W30-U     | Bedroom  | 0.4 | 0.6       | 2               | 2                |
| First | R17     | W31-L     | Bedroom  | 0.6 |           |                 |                  |
|       |         | W31-U     | Bedroom  | 2.5 | 3.1       | N/A             | N/A              |
| First | R18     | W32-L     | LKD      | 0.4 |           |                 |                  |
|       |         | W32-U     | LKD      | 1.6 | 1.9       | N/A             | N/A              |
| First | R19     | W33-L     | Bedroom  | 0.2 |           |                 |                  |
|       |         | W33-U     | Bedroom  | 0.3 | 0.5       | N/A             | N/A              |
| First | R20     | W34-L     | Bedroom  | 0.1 |           |                 |                  |
|       |         | W34-U     | Bedroom  | 0.7 |           |                 |                  |
|       |         | W35-L     | Bedroom  | 0.6 |           |                 |                  |
|       |         | W35-U     | Bedroom  | 3.3 |           |                 |                  |
|       |         | W36-L     | Bedroom  | 0.2 |           |                 |                  |
|       |         | W36-U     | Bedroom  | 1.0 | 5.8       | 15              | 0                |
| First | R21     | W37-L     | Bedroom  | 0.4 |           |                 |                  |
|       |         | W37-U     | Bedroom  | 1.1 | 1.4       | N/A             | N/A              |
| First | R22     | W38-L     | Bedroom  | 0.3 |           |                 |                  |

| Floor  | Room ID | Window ID | Room Use | ADF | TOTAL ADF  | ROOM TOTAL APSH | ROOM WINTER APSH |
|--------|---------|-----------|----------|-----|------------|-----------------|------------------|
|        |         | W38-U     | Bedroom  | 0.9 | <b>1.2</b> | N/A             | N/A              |
| First  | R23     | W39-L     | LKD      | 0.3 |            |                 |                  |
|        |         | W39-U     | LKD      | 1.4 |            |                 |                  |
|        |         | W40-L     | LKD      | 0.4 |            |                 |                  |
|        |         | W40-U     | LKD      | 1.8 |            |                 |                  |
|        |         | W41-L     | LKD      | 0.2 |            |                 |                  |
|        |         | W41-U     | LKD      | 0.6 | <b>4.7</b> | N/A             | N/A              |
| Second | R1      | W1-L      | LKD      | 0.2 |            |                 |                  |
|        |         | W1-U      | LKD      | 0.6 |            |                 |                  |
|        |         | W2-L      | LKD      | 0.4 |            |                 |                  |
|        |         | W2-U      | LKD      | 1.6 |            |                 |                  |
|        |         | W3-L      | LKD      | 0.3 |            |                 |                  |
|        |         | W3-U      | LKD      | 1.3 | <b>4.4</b> | 37              | 6                |
| Second | R2      | W4-L      | Bedroom  | 0.4 |            |                 |                  |
|        |         | W4-U      | Bedroom  | 1.3 | <b>1.7</b> | 13              | 1                |
| Second | R3      | W5-L      | Bedroom  | 0.4 |            |                 |                  |
|        |         | W5-U      | Bedroom  | 1.4 | <b>1.9</b> | 16              | 1                |
| Second | R4      | W6-L      | Bedroom  | 0.2 |            |                 |                  |
|        |         | W6-U      | Bedroom  | 1.1 |            |                 |                  |
|        |         | W7-L      | Bedroom  | 0.7 |            |                 |                  |
|        |         | W7-U      | Bedroom  | 4.2 |            |                 |                  |
|        |         | W8-L      | Bedroom  | 0.1 |            |                 |                  |
|        |         | W8-U      | Bedroom  | 0.7 | <b>7.0</b> | 46              | 8                |
| Second | R5      | W9-L      | Bedroom  | 0.3 |            |                 |                  |
|        |         | W9-U      | Bedroom  | 0.8 |            |                 |                  |
|        |         | W10-L     | Bedroom  | 0.3 |            |                 |                  |
|        |         | W10-U     | Bedroom  | 0.9 | <b>2.3</b> | 17              | 4                |
| Second | R6      | W11-L     | Bedroom  | 0.3 |            |                 |                  |
|        |         | W11-U     | Bedroom  | 0.9 | <b>1.2</b> | 11              | 0                |
| Second | R7      | W12-L     | LKD      | 0.1 |            |                 |                  |
|        |         | W12-U     | LKD      | 0.4 |            |                 |                  |
|        |         | W13-L     | LKD      | 0.4 |            |                 |                  |
|        |         | W13-U     | LKD      | 2.6 |            |                 |                  |
|        |         | W14-L     | LKD      | 0.1 |            |                 |                  |
|        |         | W14-U     | LKD      | 0.5 | <b>4.2</b> | 24              | 6                |
| Second | R8      | W15-L     | Bedroom  | 0.4 |            |                 |                  |
|        |         | W15-U     | Bedroom  | 1.0 | <b>1.4</b> | N/A             | N/A              |
| Second | R9      | W16-L     | Bedroom  | 0.3 |            |                 |                  |
|        |         | W16-U     | Bedroom  | 0.8 | <b>1.2</b> | N/A             | N/A              |
| Second | R10     | W17-L     | LKD      | 0.2 |            |                 |                  |
|        |         | W17-U     | LKD      | 0.8 |            |                 |                  |
|        |         | W18-L     | LKD      | 0.2 |            |                 |                  |
|        |         | W18-U     | LKD      | 0.9 |            |                 |                  |
|        |         | W19-L     | LKD      | 0.3 |            |                 |                  |
|        |         | W19-U     | LKD      | 1.1 |            |                 |                  |
|        |         | W20-L     | LKD      | 0.1 |            |                 |                  |
|        |         | W20-U     | LKD      | 0.4 | <b>4.0</b> | 54              | 17               |
| Second | R11     | W21-L     | Bedroom  | 0.4 |            |                 |                  |
|        |         | W21-U     | Bedroom  | 1.9 | <b>2.4</b> | 40              | 16               |
| Second | R12     | W22-L     | Bedroom  | 0.4 |            |                 |                  |
|        |         | W22-U     | Bedroom  | 1.2 | <b>1.6</b> | 15              | 14               |
| Second | R13     | W23-L     | LKD      | 0.5 |            |                 |                  |
|        |         | W23-U     | LKD      | 1.8 |            |                 |                  |
|        |         | W24-L     | LKD      | 0.4 |            |                 |                  |
|        |         | W24-U     | LKD      | 1.6 | <b>4.2</b> | 57              | 21               |

| Floor  | Room ID | Window ID | Room Use | ADF | TOTAL ADF | ROOM TOTAL APSH | ROOM WINTER APSH |
|--------|---------|-----------|----------|-----|-----------|-----------------|------------------|
| Second | R14     | W25-L     | Bedroom  | 0.2 | 1.0       | 9               | 6                |
|        |         | W25-U     | Bedroom  | 0.8 |           |                 |                  |
| Second | R15     | W26-L     | LKD      | 0.1 | 3.4       | 38              | 17               |
|        |         | W26-U     | LKD      | 0.6 |           |                 |                  |
|        |         | W27-L     | LKD      | 0.3 |           |                 |                  |
|        |         | W27-U     | LKD      | 1.7 |           |                 |                  |
|        |         | W28-L     | LKD      | 0.1 |           |                 |                  |
|        |         | W28-U     | LKD      | 0.4 |           |                 |                  |
|        |         | W29-L     | LKD      | 0.1 |           |                 |                  |
|        |         | W29-U     | LKD      | 0.1 |           |                 |                  |
| Second | R16     | W30-L     | Bedroom  | 0.2 | 0.8       | 3               | 2                |
|        |         | W30-U     | Bedroom  | 0.5 |           |                 |                  |
| Second | R17     | W31-L     | Bedroom  | 0.6 | 2.9       | N/A             | N/A              |
|        |         | W31-U     | Bedroom  | 2.3 |           |                 |                  |
| Second | R18     | W32-L     | LKD      | 0.4 | 1.8       | N/A             | N/A              |
|        |         | W32-U     | LKD      | 1.4 |           |                 |                  |
| Second | R19     | W33-L     | Bedroom  | 0.3 | 0.9       | N/A             | N/A              |
|        |         | W33-U     | Bedroom  | 0.6 |           |                 |                  |
| Second | R20     | W34-L     | Bedroom  | 0.1 | 6.3       | 19              | 1                |
|        |         | W34-U     | Bedroom  | 0.7 |           |                 |                  |
|        |         | W35-L     | Bedroom  | 0.6 |           |                 |                  |
|        |         | W35-U     | Bedroom  | 3.6 |           |                 |                  |
|        |         | W36-L     | Bedroom  | 0.2 |           |                 |                  |
|        |         | W36-U     | Bedroom  | 1.1 |           |                 |                  |
| Second | R21     | W37-L     | Bedroom  | 0.4 | 1.6       | N/A             | N/A              |
|        |         | W37-U     | Bedroom  | 1.2 |           |                 |                  |
| Second | R22     | W38-L     | Bedroom  | 0.4 | 1.4       | N/A             | N/A              |
|        |         | W38-U     | Bedroom  | 1.1 |           |                 |                  |
| Second | R23     | W39-L     | LKD      | 0.3 | 4.3       | N/A             | N/A              |
|        |         | W39-U     | LKD      | 1.2 |           |                 |                  |
|        |         | W40-L     | LKD      | 0.4 |           |                 |                  |
|        |         | W40-U     | LKD      | 1.6 |           |                 |                  |
|        |         | W41-L     | LKD      | 0.2 |           |                 |                  |
|        |         | W41-U     | LKD      | 0.6 |           |                 |                  |
| Third  | R1      | W1-L      | LKD      | 0.2 | 5.0       | 42              | 9                |
|        |         | W1-U      | LKD      | 0.6 |           |                 |                  |
|        |         | W2-L      | LKD      | 0.4 |           |                 |                  |
|        |         | W2-U      | LKD      | 1.8 |           |                 |                  |
|        |         | W3-L      | LKD      | 0.4 |           |                 |                  |
|        |         | W3-U      | LKD      | 1.6 |           |                 |                  |
| Third  | R2      | W4-L      | Bedroom  | 0.4 | 1.9       | 16              | 3                |
|        |         | W4-U      | Bedroom  | 1.5 |           |                 |                  |
| Third  | R3      | W5-L      | Bedroom  | 0.5 | 2.0       | 17              | 1                |
|        |         | W5-U      | Bedroom  | 1.5 |           |                 |                  |
| Third  | R4      | W6-L      | Bedroom  | 0.2 | 7.5       | 51              | 11               |
|        |         | W6-U      | Bedroom  | 1.1 |           |                 |                  |
|        |         | W7-L      | Bedroom  | 0.8 |           |                 |                  |
|        |         | W7-U      | Bedroom  | 4.5 |           |                 |                  |
|        |         | W8-L      | Bedroom  | 0.1 |           |                 |                  |
|        |         | W8-U      | Bedroom  | 0.8 |           |                 |                  |
| Third  | R5      | W9-L      | Bedroom  | 0.3 | 2.6       | 19              | 4                |
|        |         | W9-U      | Bedroom  | 0.9 |           |                 |                  |
|        |         | W10-L     | Bedroom  | 0.3 |           |                 |                  |
|        |         | W10-U     | Bedroom  | 1.1 |           |                 |                  |
| Third  | R6      | W11-L     | Bedroom  | 0.3 |           |                 |                  |

| Floor | Room ID | Window ID | Room Use | ADF | TOTAL ADF  | ROOM TOTAL AP SH | ROOM WINTER AP SH |
|-------|---------|-----------|----------|-----|------------|------------------|-------------------|
|       |         | W11-U     | Bedroom  | 1.1 | <b>1.4</b> | 14               | 0                 |
| Third | R7      | W12-L     | LKD      | 0.1 |            |                  |                   |
|       |         | W12-U     | LKD      | 0.5 |            |                  |                   |
|       |         | W13-L     | LKD      | 0.5 |            |                  |                   |
|       |         | W13-U     | LKD      | 2.9 |            |                  |                   |
|       |         | W14-L     | LKD      | 0.1 |            |                  |                   |
|       |         | W14-U     | LKD      | 0.6 | <b>4.6</b> | 36               | 7                 |
| Third | R8      | W15-L     | Bedroom  | 0.4 |            |                  |                   |
|       |         | W15-U     | Bedroom  | 1.3 | <b>1.7</b> | N/A              | N/A               |
| Third | R9      | W16-L     | Bedroom  | 0.4 |            |                  |                   |
|       |         | W16-U     | Bedroom  | 1.1 | <b>1.5</b> | N/A              | N/A               |
| Third | R10     | W17-L     | LKD      | 0.3 |            |                  |                   |
|       |         | W17-U     | LKD      | 1.2 |            |                  |                   |
|       |         | W18-L     | LKD      | 0.3 |            |                  |                   |
|       |         | W18-U     | LKD      | 1.2 |            |                  |                   |
|       |         | W19-L     | LKD      | 0.3 |            |                  |                   |
|       |         | W19-U     | LKD      | 1.5 |            |                  |                   |
|       |         | W20-L     | LKD      | 0.1 |            |                  |                   |
|       |         | W20-U     | LKD      | 0.5 | <b>5.4</b> | 74               | 25                |
| Third | R11     | W21-L     | Bedroom  | 0.5 |            |                  |                   |
|       |         | W21-U     | Bedroom  | 2.2 | <b>2.7</b> | 47               | 23                |
| Third | R12     | W22-L     | Bedroom  | 0.4 |            |                  |                   |
|       |         | W22-U     | Bedroom  | 1.4 | <b>1.8</b> | 20               | 19                |
| Third | R13     | W23-L     | LKD      | 0.5 |            |                  |                   |
|       |         | W23-U     | LKD      | 2.3 |            |                  |                   |
|       |         | W24-L     | LKD      | 0.5 |            |                  |                   |
|       |         | W24-U     | LKD      | 2.0 | <b>5.3</b> | 70               | 26                |
| Third | R14     | W25-L     | Bedroom  | 0.3 |            |                  |                   |
|       |         | W25-U     | Bedroom  | 0.9 | <b>1.1</b> | 9                | 6                 |
| Third | R15     | W26-L     | LKD      | 0.1 |            |                  |                   |
|       |         | W26-U     | LKD      | 0.6 |            |                  |                   |
|       |         | W27-L     | LKD      | 0.3 |            |                  |                   |
|       |         | W27-U     | LKD      | 1.9 |            |                  |                   |
|       |         | W28-L     | LKD      | 0.1 |            |                  |                   |
|       |         | W28-U     | LKD      | 0.5 |            |                  |                   |
|       |         | W29-L     | LKD      | 0.1 |            |                  |                   |
|       |         | W29-U     | LKD      | 0.2 | <b>3.8</b> | 41               | 17                |
| Third | R16     | W30-L     | Bedroom  | 0.3 |            |                  |                   |
|       |         | W30-U     | Bedroom  | 0.7 | <b>1.0</b> | 5                | 2                 |
| Third | R17     | W31-L     | Bedroom  | 0.7 |            |                  |                   |
|       |         | W31-U     | Bedroom  | 3.3 | <b>4.0</b> | N/A              | N/A               |
| Third | R18     | W32-L     | LKD      | 0.4 |            |                  |                   |
|       |         | W32-U     | LKD      | 2.0 | <b>2.5</b> | N/A              | N/A               |
| Third | R19     | W33-L     | Bedroom  | 0.3 |            |                  |                   |
|       |         | W33-U     | Bedroom  | 1.0 | <b>1.4</b> | N/A              | N/A               |
| Third | R20     | W34-L     | Bedroom  | 0.1 |            |                  |                   |
|       |         | W34-U     | Bedroom  | 0.8 |            |                  |                   |
|       |         | W35-L     | Bedroom  | 0.7 |            |                  |                   |
|       |         | W35-U     | Bedroom  | 4.0 |            |                  |                   |
|       |         | W36-L     | Bedroom  | 0.2 |            |                  |                   |
|       |         | W36-U     | Bedroom  | 1.1 | <b>6.9</b> | 26               | 3                 |
| Third | R21     | W37-L     | Bedroom  | 0.4 |            |                  |                   |
|       |         | W37-U     | Bedroom  | 1.4 | <b>1.8</b> | N/A              | N/A               |
| Third | R22     | W38-L     | Bedroom  | 0.4 |            |                  |                   |

| Floor  | Room ID | Window ID | Room Use | ADF | TOTAL ADF  | ROOM TOTAL APSH | ROOM WINTER APSH |
|--------|---------|-----------|----------|-----|------------|-----------------|------------------|
|        |         | W38-U     | Bedroom  | 1.3 | <b>1.7</b> | N/A             | N/A              |
| Third  | R23     | W39-L     | LKD      | 0.3 |            |                 |                  |
|        |         | W39-U     | LKD      | 1.5 |            |                 |                  |
|        |         | W40-L     | LKD      | 0.4 |            |                 |                  |
|        |         | W40-U     | LKD      | 1.8 |            |                 |                  |
|        |         | W41-L     | LKD      | 0.2 |            |                 |                  |
|        |         | W41-U     | LKD      | 0.6 | <b>4.9</b> | N/A             | N/A              |
| Fourth | R1      | W1-L      | LKD      | 0.2 |            |                 |                  |
|        |         | W1-U      | LKD      | 0.6 |            |                 |                  |
|        |         | W2-L      | LKD      | 0.4 |            |                 |                  |
|        |         | W2-U      | LKD      | 1.8 |            |                 |                  |
|        |         | W3-L      | LKD      | 0.4 |            |                 |                  |
|        |         | W3-U      | LKD      | 1.6 | <b>4.9</b> | 44              | 11               |
| Fourth | R2      | W4-L      | Bedroom  | 0.5 |            |                 |                  |
|        |         | W4-U      | Bedroom  | 1.6 | <b>2.1</b> | 17              | 4                |
| Fourth | R3      | W5-L      | Bedroom  | 0.5 |            |                 |                  |
|        |         | W5-U      | Bedroom  | 1.6 | <b>2.1</b> | 19              | 3                |
| Fourth | R4      | W6-L      | Bedroom  | 0.2 |            |                 |                  |
|        |         | W6-U      | Bedroom  | 1.2 |            |                 |                  |
|        |         | W7-L      | Bedroom  | 0.8 |            |                 |                  |
|        |         | W7-U      | Bedroom  | 4.8 |            |                 |                  |
|        |         | W8-L      | Bedroom  | 0.2 |            |                 |                  |
|        |         | W8-U      | Bedroom  | 1.0 | <b>8.1</b> | 59              | 15               |
| Fourth | R5      | W9-L      | Bedroom  | 0.3 |            |                 |                  |
|        |         | W9-U      | Bedroom  | 1.1 |            |                 |                  |
|        |         | W10-L     | Bedroom  | 0.4 |            |                 |                  |
|        |         | W10-U     | Bedroom  | 1.2 | <b>3.0</b> | 21              | 5                |
| Fourth | R6      | W11-L     | Bedroom  | 0.4 |            |                 |                  |
|        |         | W11-U     | Bedroom  | 1.2 | <b>1.6</b> | 16              | 1                |
| Fourth | R7      | W12-L     | LKD      | 0.1 |            |                 |                  |
|        |         | W12-U     | LKD      | 0.5 |            |                 |                  |
|        |         | W13-L     | LKD      | 0.5 |            |                 |                  |
|        |         | W13-U     | LKD      | 3.1 |            |                 |                  |
|        |         | W14-L     | LKD      | 0.1 |            |                 |                  |
|        |         | W14-U     | LKD      | 0.7 | <b>5.1</b> | 41              | 8                |
| Fourth | R8      | W15-L     | Bedroom  | 0.5 |            |                 |                  |
|        |         | W15-U     | Bedroom  | 1.5 | <b>2.0</b> | N/A             | N/A              |
| Fourth | R9      | W16-L     | Bedroom  | 0.4 |            |                 |                  |
|        |         | W16-U     | Bedroom  | 1.4 | <b>1.8</b> | N/A             | N/A              |
| Fourth | R10     | W17-L     | LKD      | 0.3 |            |                 |                  |
|        |         | W17-U     | LKD      | 1.4 |            |                 |                  |
|        |         | W18-L     | LKD      | 0.3 |            |                 |                  |
|        |         | W18-U     | LKD      | 1.4 |            |                 |                  |
|        |         | W19-L     | LKD      | 0.4 |            |                 |                  |
|        |         | W19-U     | LKD      | 1.6 |            |                 |                  |
|        |         | W20-L     | LKD      | 0.2 |            |                 |                  |
|        |         | W20-U     | LKD      | 0.8 | <b>6.2</b> | 78              | 28               |
| Fourth | R11     | W21-L     | Bedroom  | 0.6 |            |                 |                  |
|        |         | W21-U     | Bedroom  | 2.6 | <b>3.1</b> | 54              | 24               |
| Fourth | R12     | W22-L     | Bedroom  | 0.5 |            |                 |                  |
|        |         | W22-U     | Bedroom  | 2.3 | <b>2.8</b> | 43              | 19               |
| Fourth | R13     | W23-L     | LKD      | 0.6 |            |                 |                  |
|        |         | W23-U     | LKD      | 2.3 |            |                 |                  |
|        |         | W24-L     | LKD      | 0.5 |            |                 |                  |
|        |         | W24-U     | LKD      | 2.0 | <b>5.4</b> | 71              | 27               |

| Floor      | Room ID | Window ID | Room Use | ADF | TOTAL ADF | ROOM TOTAL AP SH | ROOM WINTER AP SH |
|------------|---------|-----------|----------|-----|-----------|------------------|-------------------|
| Fourth     | R14     | W25-L     | Bedroom  | 0.3 | 1.2       | 10               | 6                 |
|            |         | W25-U     | Bedroom  | 0.9 |           |                  |                   |
| Fourth     | R15     | W26-L     | LKD      | 0.1 | 4.3       | 51               | 18                |
|            |         | W26-U     | LKD      | 0.6 |           |                  |                   |
|            |         | W27-L     | LKD      | 0.4 |           |                  |                   |
|            |         | W27-U     | LKD      | 2.1 |           |                  |                   |
|            |         | W28-L     | LKD      | 0.1 |           |                  |                   |
|            |         | W28-U     | LKD      | 0.6 |           |                  |                   |
|            |         | W29-L     | LKD      | 0.1 |           |                  |                   |
|            |         | W29-U     | LKD      | 0.3 |           |                  |                   |
| Fourth     | R16     | W30-L     | Bedroom  | 0.4 | 1.4       | 10               | 2                 |
|            |         | W30-U     | Bedroom  | 1.0 |           |                  |                   |
| Fourth     | R17     | W31-L     | Bedroom  | 0.8 | 4.0       | N/A              | N/A               |
|            |         | W31-U     | Bedroom  | 3.2 |           |                  |                   |
| Fourth     | R18     | W32-L     | LKD      | 0.5 | 2.4       | N/A              | N/A               |
|            |         | W32-U     | LKD      | 1.9 |           |                  |                   |
| Fourth     | R19     | W33-L     | Bedroom  | 0.4 | 1.7       | N/A              | N/A               |
|            |         | W33-U     | Bedroom  | 1.3 |           |                  |                   |
| Fourth     | R20     | W34-L     | Bedroom  | 0.2 | 7.6       | 33               | 5                 |
|            |         | W34-U     | Bedroom  | 1.0 |           |                  |                   |
|            |         | W35-L     | Bedroom  | 0.7 |           |                  |                   |
|            |         | W35-U     | Bedroom  | 4.4 |           |                  |                   |
|            |         | W36-L     | Bedroom  | 0.2 |           |                  |                   |
|            |         | W36-U     | Bedroom  | 1.2 |           |                  |                   |
| Fourth     | R21     | W37-L     | Bedroom  | 0.5 | 2.0       | N/A              | N/A               |
|            |         | W37-U     | Bedroom  | 1.5 |           |                  |                   |
| Fourth     | R22     | W38-L     | Bedroom  | 0.4 | 1.9       | N/A              | N/A               |
|            |         | W38-U     | Bedroom  | 1.5 |           |                  |                   |
| Fourth     | R23     | W39-L     | LKD      | 0.4 | 4.9       | N/A              | N/A               |
|            |         | W39-U     | LKD      | 1.6 |           |                  |                   |
|            |         | W40-L     | LKD      | 0.4 |           |                  |                   |
|            |         | W40-U     | LKD      | 1.8 |           |                  |                   |
|            |         | W41-L     | LKD      | 0.2 |           |                  |                   |
|            |         | W41-U     | LKD      | 0.6 |           |                  |                   |
| <b>B12</b> |         |           |          |     |           |                  |                   |
| Ground     | R1      | W1-L      | Bedroom  | 0.1 | 0.3       | 2                | 1                 |
|            |         | W1-U      | Bedroom  | 0.2 |           |                  |                   |
| Ground     | R2      | W2-L      | LKD      | 0.1 | 3.8       | 3                | 1                 |
|            |         | W2-U      | LKD      | 0.3 |           |                  |                   |
|            |         | W3-L      | LKD      | 0.3 |           |                  |                   |
|            |         | W3-U      | LKD      | 1.3 |           |                  |                   |
|            |         | W4-L      | LKD      | 0.4 |           |                  |                   |
|            |         | W4-U      | LKD      | 1.4 |           |                  |                   |
| Ground     | R3      | W5-L      | Bedroom  | 0.5 | 2.5       | N/A              | N/A               |
|            |         | W5-U      | Bedroom  | 2.0 |           |                  |                   |
| Ground     | R4      | W6-L      | LKD      | 0.4 | 1.8       | N/A              | N/A               |
|            |         | W6-U      | LKD      | 1.4 |           |                  |                   |
| Ground     | R5      | W7-L      | Bedroom  | 0.3 | 1.4       | N/A              | N/A               |
|            |         | W7-U      | Bedroom  | 1.1 |           |                  |                   |
| Ground     | R6      | W8-L      | Bedroom  | 0.3 | 1.4       | N/A              | N/A               |
|            |         | W8-U      | Bedroom  | 1.1 |           |                  |                   |
| First      | R1      | W1-L      | Bedroom  | 0.2 | 0.7       | 4                | 2                 |
|            |         | W1-U      | Bedroom  | 0.5 |           |                  |                   |

| Floor | Room ID | Window ID | Room Use | ADF | TOTAL ADF | ROOM TOTAL APSH | ROOM WINTER APSH |       |     |       |         |     |     |     |     |       |         |     |       |     |       |         |     |     |       |     |       |         |     |       |       |       |         |         |     |     |       |       |         |         |       |       |       |         |         |         |       |       |       |         |         |       |       |       |         |         |     |       |       |       |         |         |     |       |       |       |         |         |     |       |       |       |       |         |       |     |     |       |       |         |       |       |       |         |         |       |       |       |       |         |         |       |       |         |         |         |     |     |       |         |         |         |       |       |         |         |         |     |     |       |         |         |         |       |       |         |         |         |     |     |       |         |         |         |       |       |       |       |       |         |     |     |       |       |       |         |       |       |     |       |         |         |       |       |       |         |         |       |         |         |       |         |     |       |         |         |         |         |       |         |         |       |         |       |       |         |         |       |       |         |       |     |     |       |       |         |       |       |       |         |         |     |     |     |       |         |         |       |       |       |         |         |     |     |     |       |         |         |     |       |     |       |     |     |     |    |   |       |     |     |       |     |     |       |     |     |       |     |       |         |     |     |   |   |       |         |     |       |     |       |         |     |     |
|-------|---------|-----------|----------|-----|-----------|-----------------|------------------|-------|-----|-------|---------|-----|-----|-----|-----|-------|---------|-----|-------|-----|-------|---------|-----|-----|-------|-----|-------|---------|-----|-------|-------|-------|---------|---------|-----|-----|-------|-------|---------|---------|-------|-------|-------|---------|---------|---------|-------|-------|-------|---------|---------|-------|-------|-------|---------|---------|-----|-------|-------|-------|---------|---------|-----|-------|-------|-------|---------|---------|-----|-------|-------|-------|-------|---------|-------|-----|-----|-------|-------|---------|-------|-------|-------|---------|---------|-------|-------|-------|-------|---------|---------|-------|-------|---------|---------|---------|-----|-----|-------|---------|---------|---------|-------|-------|---------|---------|---------|-----|-----|-------|---------|---------|---------|-------|-------|---------|---------|---------|-----|-----|-------|---------|---------|---------|-------|-------|-------|-------|-------|---------|-----|-----|-------|-------|-------|---------|-------|-------|-----|-------|---------|---------|-------|-------|-------|---------|---------|-------|---------|---------|-------|---------|-----|-------|---------|---------|---------|---------|-------|---------|---------|-------|---------|-------|-------|---------|---------|-------|-------|---------|-------|-----|-----|-------|-------|---------|-------|-------|-------|---------|---------|-----|-----|-----|-------|---------|---------|-------|-------|-------|---------|---------|-----|-----|-----|-------|---------|---------|-----|-------|-----|-------|-----|-----|-----|----|---|-------|-----|-----|-------|-----|-----|-------|-----|-----|-------|-----|-------|---------|-----|-----|---|---|-------|---------|-----|-------|-----|-------|---------|-----|-----|
| First | R2      | W2-L      | Bedroom  | 0.2 | 0.5       | 2               | 1                |       |     |       |         |     |     |     |     |       |         |     |       |     |       |         |     |     |       |     |       |         |     |       |       |       |         |         |     |     |       |       |         |         |       |       |       |         |         |         |       |       |       |         |         |       |       |       |         |         |     |       |       |       |         |         |     |       |       |       |         |         |     |       |       |       |       |         |       |     |     |       |       |         |       |       |       |         |         |       |       |       |       |         |         |       |       |         |         |         |     |     |       |         |         |         |       |       |         |         |         |     |     |       |         |         |         |       |       |         |         |         |     |     |       |         |         |         |       |       |       |       |       |         |     |     |       |       |       |         |       |       |     |       |         |         |       |       |       |         |         |       |         |         |       |         |     |       |         |         |         |         |       |         |         |       |         |       |       |         |         |       |       |         |       |     |     |       |       |         |       |       |       |         |         |     |     |     |       |         |         |       |       |       |         |         |     |     |     |       |         |         |     |       |     |       |     |     |     |    |   |       |     |     |       |     |     |       |     |     |       |     |       |         |     |     |   |   |       |         |     |       |     |       |         |     |     |
|       |         | W2-U      | Bedroom  | 0.4 |           |                 |                  | First | R3  | W3-L  | LKD     | 0.1 | 4.9 | 9   | 2   | W3-U  | LKD     | 0.1 | W4-L  | LKD | 0.2   | W4-U    | LKD | 0.7 | W5-L  | LKD | 0.3   | W5-U    | LKD | 1.5   | W6-L  | LKD   | 0.4     | W6-U    | LKD | 1.6 | First | R4    | W7-L    | Bedroom | 0.5   | 2.1   | N/A   | N/A     | W7-U    | Bedroom | 1.7   | First | R5    | W8-L    | LKD     | 0.1   | 3.6   | N/A   | N/A     | W8-U    | LKD | 0.4   | W9-L  | LKD   | 0.4     | W9-U    | LKD | 2.4   | W10-L | LKD   | 0.0     | W10-U   | LKD | 0.3   | First | R6    | W11-L | Bedroom | 0.3   | 1.6 | N/A | N/A   | W11-U | Bedroom | 1.2   | First | R7    | W12-L   | Bedroom | 0.3   | 1.5   | N/A   | N/A   | W12-U   | Bedroom | 1.2   | First | R8      | W13-L   | Bedroom | 0.2 | 0.7 | N/A   | N/A     | W13-U   | Bedroom | 0.5   | First | R9      | W14-L   | LKD     | 0.3 | 6.8 | N/A   | N/A     | W14-U   | LKD     | 1.2   | W15-L | LKD     | 0.3     | W15-U   | LKD | 1.4 | W16-L | LKD     | 0.5     | W16-U   | LKD   | 2.2   | W17-L | LKD   | 0.2   | W17-U   | LKD | 0.7 | First | R10   | W18-L | Bedroom | 0.5   | 2.1   | N/A | N/A   | W18-U   | Bedroom | 1.6   | First | R11   | W19-L   | LKD     | 0.2   | 4.9     | N/A     | N/A   | W19-U   | LKD | 0.6   | W20-L   | LKD     | 0.4     | W20-U   | LKD   | 1.8     | W21-L   | LKD   | 0.4     | W21-U | LKD   | 1.6     | First   | R12   | W22-L | Bedroom | 0.4   | 1.7 | N/A | N/A   | W22-U | Bedroom | 1.3   | First | R13   | W23-L   | Bedroom | 0.8 | 5.8 | N/A | N/A   | W23-U   | Bedroom | 5.0   | First | R14   | W24-L   | Bedroom | 0.3 | 1.0 | N/A | N/A   | W24-U   | Bedroom | 0.7 | First | R15 | W25-L | LKD | 0.4 | 5.2 | 54 | 8 | W25-U | LKD | 2.3 | W26-L | LKD | 0.4 | W26-U | LKD | 2.2 | First | R16 | W27-L | Bedroom | 0.2 | 0.6 | 0 | 0 | W27-U | Bedroom | 0.3 | First | R17 | W28-L | Bedroom | 0.3 | 0.8 |
| First | R3      | W3-L      | LKD      | 0.1 | 4.9       | 9               | 2                |       |     |       |         |     |     |     |     |       |         |     |       |     |       |         |     |     |       |     |       |         |     |       |       |       |         |         |     |     |       |       |         |         |       |       |       |         |         |         |       |       |       |         |         |       |       |       |         |         |     |       |       |       |         |         |     |       |       |       |         |         |     |       |       |       |       |         |       |     |     |       |       |         |       |       |       |         |         |       |       |       |       |         |         |       |       |         |         |         |     |     |       |         |         |         |       |       |         |         |         |     |     |       |         |         |         |       |       |         |         |         |     |     |       |         |         |         |       |       |       |       |       |         |     |     |       |       |       |         |       |       |     |       |         |         |       |       |       |         |         |       |         |         |       |         |     |       |         |         |         |         |       |         |         |       |         |       |       |         |         |       |       |         |       |     |     |       |       |         |       |       |       |         |         |     |     |     |       |         |         |       |       |       |         |         |     |     |     |       |         |         |     |       |     |       |     |     |     |    |   |       |     |     |       |     |     |       |     |     |       |     |       |         |     |     |   |   |       |         |     |       |     |       |         |     |     |
|       |         | W3-U      | LKD      | 0.1 |           |                 |                  |       |     |       |         |     |     |     |     |       |         |     |       |     |       |         |     |     |       |     |       |         |     |       |       |       |         |         |     |     |       |       |         |         |       |       |       |         |         |         |       |       |       |         |         |       |       |       |         |         |     |       |       |       |         |         |     |       |       |       |         |         |     |       |       |       |       |         |       |     |     |       |       |         |       |       |       |         |         |       |       |       |       |         |         |       |       |         |         |         |     |     |       |         |         |         |       |       |         |         |         |     |     |       |         |         |         |       |       |         |         |         |     |     |       |         |         |         |       |       |       |       |       |         |     |     |       |       |       |         |       |       |     |       |         |         |       |       |       |         |         |       |         |         |       |         |     |       |         |         |         |         |       |         |         |       |         |       |       |         |         |       |       |         |       |     |     |       |       |         |       |       |       |         |         |     |     |     |       |         |         |       |       |       |         |         |     |     |     |       |         |         |     |       |     |       |     |     |     |    |   |       |     |     |       |     |     |       |     |     |       |     |       |         |     |     |   |   |       |         |     |       |     |       |         |     |     |
|       |         | W4-L      | LKD      | 0.2 |           |                 |                  |       |     |       |         |     |     |     |     |       |         |     |       |     |       |         |     |     |       |     |       |         |     |       |       |       |         |         |     |     |       |       |         |         |       |       |       |         |         |         |       |       |       |         |         |       |       |       |         |         |     |       |       |       |         |         |     |       |       |       |         |         |     |       |       |       |       |         |       |     |     |       |       |         |       |       |       |         |         |       |       |       |       |         |         |       |       |         |         |         |     |     |       |         |         |         |       |       |         |         |         |     |     |       |         |         |         |       |       |         |         |         |     |     |       |         |         |         |       |       |       |       |       |         |     |     |       |       |       |         |       |       |     |       |         |         |       |       |       |         |         |       |         |         |       |         |     |       |         |         |         |         |       |         |         |       |         |       |       |         |         |       |       |         |       |     |     |       |       |         |       |       |       |         |         |     |     |     |       |         |         |       |       |       |         |         |     |     |     |       |         |         |     |       |     |       |     |     |     |    |   |       |     |     |       |     |     |       |     |     |       |     |       |         |     |     |   |   |       |         |     |       |     |       |         |     |     |
|       |         | W4-U      | LKD      | 0.7 |           |                 |                  |       |     |       |         |     |     |     |     |       |         |     |       |     |       |         |     |     |       |     |       |         |     |       |       |       |         |         |     |     |       |       |         |         |       |       |       |         |         |         |       |       |       |         |         |       |       |       |         |         |     |       |       |       |         |         |     |       |       |       |         |         |     |       |       |       |       |         |       |     |     |       |       |         |       |       |       |         |         |       |       |       |       |         |         |       |       |         |         |         |     |     |       |         |         |         |       |       |         |         |         |     |     |       |         |         |         |       |       |         |         |         |     |     |       |         |         |         |       |       |       |       |       |         |     |     |       |       |       |         |       |       |     |       |         |         |       |       |       |         |         |       |         |         |       |         |     |       |         |         |         |         |       |         |         |       |         |       |       |         |         |       |       |         |       |     |     |       |       |         |       |       |       |         |         |     |     |     |       |         |         |       |       |       |         |         |     |     |     |       |         |         |     |       |     |       |     |     |     |    |   |       |     |     |       |     |     |       |     |     |       |     |       |         |     |     |   |   |       |         |     |       |     |       |         |     |     |
|       |         | W5-L      | LKD      | 0.3 |           |                 |                  |       |     |       |         |     |     |     |     |       |         |     |       |     |       |         |     |     |       |     |       |         |     |       |       |       |         |         |     |     |       |       |         |         |       |       |       |         |         |         |       |       |       |         |         |       |       |       |         |         |     |       |       |       |         |         |     |       |       |       |         |         |     |       |       |       |       |         |       |     |     |       |       |         |       |       |       |         |         |       |       |       |       |         |         |       |       |         |         |         |     |     |       |         |         |         |       |       |         |         |         |     |     |       |         |         |         |       |       |         |         |         |     |     |       |         |         |         |       |       |       |       |       |         |     |     |       |       |       |         |       |       |     |       |         |         |       |       |       |         |         |       |         |         |       |         |     |       |         |         |         |         |       |         |         |       |         |       |       |         |         |       |       |         |       |     |     |       |       |         |       |       |       |         |         |     |     |     |       |         |         |       |       |       |         |         |     |     |     |       |         |         |     |       |     |       |     |     |     |    |   |       |     |     |       |     |     |       |     |     |       |     |       |         |     |     |   |   |       |         |     |       |     |       |         |     |     |
|       |         | W5-U      | LKD      | 1.5 |           |                 |                  |       |     |       |         |     |     |     |     |       |         |     |       |     |       |         |     |     |       |     |       |         |     |       |       |       |         |         |     |     |       |       |         |         |       |       |       |         |         |         |       |       |       |         |         |       |       |       |         |         |     |       |       |       |         |         |     |       |       |       |         |         |     |       |       |       |       |         |       |     |     |       |       |         |       |       |       |         |         |       |       |       |       |         |         |       |       |         |         |         |     |     |       |         |         |         |       |       |         |         |         |     |     |       |         |         |         |       |       |         |         |         |     |     |       |         |         |         |       |       |       |       |       |         |     |     |       |       |       |         |       |       |     |       |         |         |       |       |       |         |         |       |         |         |       |         |     |       |         |         |         |         |       |         |         |       |         |       |       |         |         |       |       |         |       |     |     |       |       |         |       |       |       |         |         |     |     |     |       |         |         |       |       |       |         |         |     |     |     |       |         |         |     |       |     |       |     |     |     |    |   |       |     |     |       |     |     |       |     |     |       |     |       |         |     |     |   |   |       |         |     |       |     |       |         |     |     |
|       |         | W6-L      | LKD      | 0.4 |           |                 |                  |       |     |       |         |     |     |     |     |       |         |     |       |     |       |         |     |     |       |     |       |         |     |       |       |       |         |         |     |     |       |       |         |         |       |       |       |         |         |         |       |       |       |         |         |       |       |       |         |         |     |       |       |       |         |         |     |       |       |       |         |         |     |       |       |       |       |         |       |     |     |       |       |         |       |       |       |         |         |       |       |       |       |         |         |       |       |         |         |         |     |     |       |         |         |         |       |       |         |         |         |     |     |       |         |         |         |       |       |         |         |         |     |     |       |         |         |         |       |       |       |       |       |         |     |     |       |       |       |         |       |       |     |       |         |         |       |       |       |         |         |       |         |         |       |         |     |       |         |         |         |         |       |         |         |       |         |       |       |         |         |       |       |         |       |     |     |       |       |         |       |       |       |         |         |     |     |     |       |         |         |       |       |       |         |         |     |     |     |       |         |         |     |       |     |       |     |     |     |    |   |       |     |     |       |     |     |       |     |     |       |     |       |         |     |     |   |   |       |         |     |       |     |       |         |     |     |
|       |         | W6-U      | LKD      | 1.6 |           |                 |                  |       |     |       |         |     |     |     |     |       |         |     |       |     |       |         |     |     |       |     |       |         |     |       |       |       |         |         |     |     |       |       |         |         |       |       |       |         |         |         |       |       |       |         |         |       |       |       |         |         |     |       |       |       |         |         |     |       |       |       |         |         |     |       |       |       |       |         |       |     |     |       |       |         |       |       |       |         |         |       |       |       |       |         |         |       |       |         |         |         |     |     |       |         |         |         |       |       |         |         |         |     |     |       |         |         |         |       |       |         |         |         |     |     |       |         |         |         |       |       |       |       |       |         |     |     |       |       |       |         |       |       |     |       |         |         |       |       |       |         |         |       |         |         |       |         |     |       |         |         |         |         |       |         |         |       |         |       |       |         |         |       |       |         |       |     |     |       |       |         |       |       |       |         |         |     |     |     |       |         |         |       |       |       |         |         |     |     |     |       |         |         |     |       |     |       |     |     |     |    |   |       |     |     |       |     |     |       |     |     |       |     |       |         |     |     |   |   |       |         |     |       |     |       |         |     |     |
| First | R4      | W7-L      | Bedroom  | 0.5 | 2.1       | N/A             | N/A              |       |     |       |         |     |     |     |     |       |         |     |       |     |       |         |     |     |       |     |       |         |     |       |       |       |         |         |     |     |       |       |         |         |       |       |       |         |         |         |       |       |       |         |         |       |       |       |         |         |     |       |       |       |         |         |     |       |       |       |         |         |     |       |       |       |       |         |       |     |     |       |       |         |       |       |       |         |         |       |       |       |       |         |         |       |       |         |         |         |     |     |       |         |         |         |       |       |         |         |         |     |     |       |         |         |         |       |       |         |         |         |     |     |       |         |         |         |       |       |       |       |       |         |     |     |       |       |       |         |       |       |     |       |         |         |       |       |       |         |         |       |         |         |       |         |     |       |         |         |         |         |       |         |         |       |         |       |       |         |         |       |       |         |       |     |     |       |       |         |       |       |       |         |         |     |     |     |       |         |         |       |       |       |         |         |     |     |     |       |         |         |     |       |     |       |     |     |     |    |   |       |     |     |       |     |     |       |     |     |       |     |       |         |     |     |   |   |       |         |     |       |     |       |         |     |     |
|       |         | W7-U      | Bedroom  | 1.7 |           |                 |                  | First | R5  | W8-L  | LKD     | 0.1 | 3.6 | N/A | N/A | W8-U  | LKD     | 0.4 | W9-L  | LKD | 0.4   | W9-U    | LKD | 2.4 | W10-L | LKD | 0.0   | W10-U   | LKD | 0.3   | First | R6    | W11-L   | Bedroom | 0.3 | 1.6 | N/A   | N/A   | W11-U   | Bedroom | 1.2   | First | R7    | W12-L   | Bedroom | 0.3     | 1.5   | N/A   | N/A   | W12-U   | Bedroom | 1.2   | First | R8    | W13-L   | Bedroom | 0.2 | 0.7   | N/A   | N/A   | W13-U   | Bedroom | 0.5 | First | R9    | W14-L | LKD     | 0.3     | 6.8 | N/A   | N/A   | W14-U | LKD   | 1.2     | W15-L | LKD | 0.3 | W15-U | LKD   | 1.4     | W16-L | LKD   | 0.5   | W16-U   | LKD     | 2.2   | W17-L | LKD   | 0.2   | W17-U   | LKD     | 0.7   | First | R10     | W18-L   | Bedroom | 0.5 | 2.1 | N/A   | N/A     | W18-U   | Bedroom | 1.6   | First | R11     | W19-L   | LKD     | 0.2 | 4.9 | N/A   | N/A     | W19-U   | LKD     | 0.6   | W20-L | LKD     | 0.4     | W20-U   | LKD | 1.8 | W21-L | LKD     | 0.4     | W21-U   | LKD   | 1.6   | First | R12   | W22-L | Bedroom | 0.4 | 1.7 | N/A   | N/A   | W22-U | Bedroom | 1.3   | First | R13 | W23-L | Bedroom | 0.8     | 5.8   | N/A   | N/A   | W23-U   | Bedroom | 5.0   | First   | R14     | W24-L | Bedroom | 0.3 | 1.0   | N/A     | N/A     | W24-U   | Bedroom | 0.7   | First   | R15     | W25-L | LKD     | 0.4   | 5.2   | 54      | 8       | W25-U | LKD   | 2.3     | W26-L | LKD | 0.4 | W26-U | LKD   | 2.2     | First | R16   | W27-L | Bedroom | 0.2     | 0.6 | 0   | 0   | W27-U | Bedroom | 0.3     | First | R17   | W28-L | Bedroom | 0.3     | 0.8 | 4   | 4   | W28-U | Bedroom | 0.6     |     |       |     |       |     |     |     |    |   |       |     |     |       |     |     |       |     |     |       |     |       |         |     |     |   |   |       |         |     |       |     |       |         |     |     |
| First | R5      | W8-L      | LKD      | 0.1 | 3.6       | N/A             | N/A              |       |     |       |         |     |     |     |     |       |         |     |       |     |       |         |     |     |       |     |       |         |     |       |       |       |         |         |     |     |       |       |         |         |       |       |       |         |         |         |       |       |       |         |         |       |       |       |         |         |     |       |       |       |         |         |     |       |       |       |         |         |     |       |       |       |       |         |       |     |     |       |       |         |       |       |       |         |         |       |       |       |       |         |         |       |       |         |         |         |     |     |       |         |         |         |       |       |         |         |         |     |     |       |         |         |         |       |       |         |         |         |     |     |       |         |         |         |       |       |       |       |       |         |     |     |       |       |       |         |       |       |     |       |         |         |       |       |       |         |         |       |         |         |       |         |     |       |         |         |         |         |       |         |         |       |         |       |       |         |         |       |       |         |       |     |     |       |       |         |       |       |       |         |         |     |     |     |       |         |         |       |       |       |         |         |     |     |     |       |         |         |     |       |     |       |     |     |     |    |   |       |     |     |       |     |     |       |     |     |       |     |       |         |     |     |   |   |       |         |     |       |     |       |         |     |     |
|       |         | W8-U      | LKD      | 0.4 |           |                 |                  |       |     |       |         |     |     |     |     |       |         |     |       |     |       |         |     |     |       |     |       |         |     |       |       |       |         |         |     |     |       |       |         |         |       |       |       |         |         |         |       |       |       |         |         |       |       |       |         |         |     |       |       |       |         |         |     |       |       |       |         |         |     |       |       |       |       |         |       |     |     |       |       |         |       |       |       |         |         |       |       |       |       |         |         |       |       |         |         |         |     |     |       |         |         |         |       |       |         |         |         |     |     |       |         |         |         |       |       |         |         |         |     |     |       |         |         |         |       |       |       |       |       |         |     |     |       |       |       |         |       |       |     |       |         |         |       |       |       |         |         |       |         |         |       |         |     |       |         |         |         |         |       |         |         |       |         |       |       |         |         |       |       |         |       |     |     |       |       |         |       |       |       |         |         |     |     |     |       |         |         |       |       |       |         |         |     |     |     |       |         |         |     |       |     |       |     |     |     |    |   |       |     |     |       |     |     |       |     |     |       |     |       |         |     |     |   |   |       |         |     |       |     |       |         |     |     |
|       |         | W9-L      | LKD      | 0.4 |           |                 |                  |       |     |       |         |     |     |     |     |       |         |     |       |     |       |         |     |     |       |     |       |         |     |       |       |       |         |         |     |     |       |       |         |         |       |       |       |         |         |         |       |       |       |         |         |       |       |       |         |         |     |       |       |       |         |         |     |       |       |       |         |         |     |       |       |       |       |         |       |     |     |       |       |         |       |       |       |         |         |       |       |       |       |         |         |       |       |         |         |         |     |     |       |         |         |         |       |       |         |         |         |     |     |       |         |         |         |       |       |         |         |         |     |     |       |         |         |         |       |       |       |       |       |         |     |     |       |       |       |         |       |       |     |       |         |         |       |       |       |         |         |       |         |         |       |         |     |       |         |         |         |         |       |         |         |       |         |       |       |         |         |       |       |         |       |     |     |       |       |         |       |       |       |         |         |     |     |     |       |         |         |       |       |       |         |         |     |     |     |       |         |         |     |       |     |       |     |     |     |    |   |       |     |     |       |     |     |       |     |     |       |     |       |         |     |     |   |   |       |         |     |       |     |       |         |     |     |
|       |         | W9-U      | LKD      | 2.4 |           |                 |                  |       |     |       |         |     |     |     |     |       |         |     |       |     |       |         |     |     |       |     |       |         |     |       |       |       |         |         |     |     |       |       |         |         |       |       |       |         |         |         |       |       |       |         |         |       |       |       |         |         |     |       |       |       |         |         |     |       |       |       |         |         |     |       |       |       |       |         |       |     |     |       |       |         |       |       |       |         |         |       |       |       |       |         |         |       |       |         |         |         |     |     |       |         |         |         |       |       |         |         |         |     |     |       |         |         |         |       |       |         |         |         |     |     |       |         |         |         |       |       |       |       |       |         |     |     |       |       |       |         |       |       |     |       |         |         |       |       |       |         |         |       |         |         |       |         |     |       |         |         |         |         |       |         |         |       |         |       |       |         |         |       |       |         |       |     |     |       |       |         |       |       |       |         |         |     |     |     |       |         |         |       |       |       |         |         |     |     |     |       |         |         |     |       |     |       |     |     |     |    |   |       |     |     |       |     |     |       |     |     |       |     |       |         |     |     |   |   |       |         |     |       |     |       |         |     |     |
|       |         | W10-L     | LKD      | 0.0 |           |                 |                  |       |     |       |         |     |     |     |     |       |         |     |       |     |       |         |     |     |       |     |       |         |     |       |       |       |         |         |     |     |       |       |         |         |       |       |       |         |         |         |       |       |       |         |         |       |       |       |         |         |     |       |       |       |         |         |     |       |       |       |         |         |     |       |       |       |       |         |       |     |     |       |       |         |       |       |       |         |         |       |       |       |       |         |         |       |       |         |         |         |     |     |       |         |         |         |       |       |         |         |         |     |     |       |         |         |         |       |       |         |         |         |     |     |       |         |         |         |       |       |       |       |       |         |     |     |       |       |       |         |       |       |     |       |         |         |       |       |       |         |         |       |         |         |       |         |     |       |         |         |         |         |       |         |         |       |         |       |       |         |         |       |       |         |       |     |     |       |       |         |       |       |       |         |         |     |     |     |       |         |         |       |       |       |         |         |     |     |     |       |         |         |     |       |     |       |     |     |     |    |   |       |     |     |       |     |     |       |     |     |       |     |       |         |     |     |   |   |       |         |     |       |     |       |         |     |     |
|       |         | W10-U     | LKD      | 0.3 |           |                 |                  |       |     |       |         |     |     |     |     |       |         |     |       |     |       |         |     |     |       |     |       |         |     |       |       |       |         |         |     |     |       |       |         |         |       |       |       |         |         |         |       |       |       |         |         |       |       |       |         |         |     |       |       |       |         |         |     |       |       |       |         |         |     |       |       |       |       |         |       |     |     |       |       |         |       |       |       |         |         |       |       |       |       |         |         |       |       |         |         |         |     |     |       |         |         |         |       |       |         |         |         |     |     |       |         |         |         |       |       |         |         |         |     |     |       |         |         |         |       |       |       |       |       |         |     |     |       |       |       |         |       |       |     |       |         |         |       |       |       |         |         |       |         |         |       |         |     |       |         |         |         |         |       |         |         |       |         |       |       |         |         |       |       |         |       |     |     |       |       |         |       |       |       |         |         |     |     |     |       |         |         |       |       |       |         |         |     |     |     |       |         |         |     |       |     |       |     |     |     |    |   |       |     |     |       |     |     |       |     |     |       |     |       |         |     |     |   |   |       |         |     |       |     |       |         |     |     |
| First | R6      | W11-L     | Bedroom  | 0.3 | 1.6       | N/A             | N/A              |       |     |       |         |     |     |     |     |       |         |     |       |     |       |         |     |     |       |     |       |         |     |       |       |       |         |         |     |     |       |       |         |         |       |       |       |         |         |         |       |       |       |         |         |       |       |       |         |         |     |       |       |       |         |         |     |       |       |       |         |         |     |       |       |       |       |         |       |     |     |       |       |         |       |       |       |         |         |       |       |       |       |         |         |       |       |         |         |         |     |     |       |         |         |         |       |       |         |         |         |     |     |       |         |         |         |       |       |         |         |         |     |     |       |         |         |         |       |       |       |       |       |         |     |     |       |       |       |         |       |       |     |       |         |         |       |       |       |         |         |       |         |         |       |         |     |       |         |         |         |         |       |         |         |       |         |       |       |         |         |       |       |         |       |     |     |       |       |         |       |       |       |         |         |     |     |     |       |         |         |       |       |       |         |         |     |     |     |       |         |         |     |       |     |       |     |     |     |    |   |       |     |     |       |     |     |       |     |     |       |     |       |         |     |     |   |   |       |         |     |       |     |       |         |     |     |
|       |         | W11-U     | Bedroom  | 1.2 |           |                 |                  | First | R7  | W12-L | Bedroom | 0.3 | 1.5 | N/A | N/A | W12-U | Bedroom | 1.2 | First | R8  | W13-L | Bedroom | 0.2 | 0.7 | N/A   | N/A | W13-U | Bedroom | 0.5 | First | R9    | W14-L | LKD     | 0.3     | 6.8 | N/A | N/A   | W14-U | LKD     | 1.2     | W15-L | LKD   | 0.3   | W15-U   | LKD     | 1.4     | W16-L | LKD   | 0.5   | W16-U   | LKD     | 2.2   | W17-L | LKD   | 0.2     | W17-U   | LKD | 0.7   | First | R10   | W18-L   | Bedroom | 0.5 | 2.1   | N/A   | N/A   | W18-U   | Bedroom | 1.6 | First | R11   | W19-L | LKD   | 0.2     | 4.9   | N/A | N/A | W19-U | LKD   | 0.6     | W20-L | LKD   | 0.4   | W20-U   | LKD     | 1.8   | W21-L | LKD   | 0.4   | W21-U   | LKD     | 1.6   | First | R12     | W22-L   | Bedroom | 0.4 | 1.7 | N/A   | N/A     | W22-U   | Bedroom | 1.3   | First | R13     | W23-L   | Bedroom | 0.8 | 5.8 | N/A   | N/A     | W23-U   | Bedroom | 5.0   | First | R14     | W24-L   | Bedroom | 0.3 | 1.0 | N/A   | N/A     | W24-U   | Bedroom | 0.7   | First | R15   | W25-L | LKD   | 0.4     | 5.2 | 54  | 8     | W25-U | LKD   | 2.3     | W26-L | LKD   | 0.4 | W26-U | LKD     | 2.2     | First | R16   | W27-L | Bedroom | 0.2     | 0.6   | 0       | 0       | W27-U | Bedroom | 0.3 | First | R17     | W28-L   | Bedroom | 0.3     | 0.8   | 4       | 4       | W28-U | Bedroom | 0.6   |       |         |         |       |       |         |       |     |     |       |       |         |       |       |       |         |         |     |     |     |       |         |         |       |       |       |         |         |     |     |     |       |         |         |     |       |     |       |     |     |     |    |   |       |     |     |       |     |     |       |     |     |       |     |       |         |     |     |   |   |       |         |     |       |     |       |         |     |     |
| First | R7      | W12-L     | Bedroom  | 0.3 | 1.5       | N/A             | N/A              |       |     |       |         |     |     |     |     |       |         |     |       |     |       |         |     |     |       |     |       |         |     |       |       |       |         |         |     |     |       |       |         |         |       |       |       |         |         |         |       |       |       |         |         |       |       |       |         |         |     |       |       |       |         |         |     |       |       |       |         |         |     |       |       |       |       |         |       |     |     |       |       |         |       |       |       |         |         |       |       |       |       |         |         |       |       |         |         |         |     |     |       |         |         |         |       |       |         |         |         |     |     |       |         |         |         |       |       |         |         |         |     |     |       |         |         |         |       |       |       |       |       |         |     |     |       |       |       |         |       |       |     |       |         |         |       |       |       |         |         |       |         |         |       |         |     |       |         |         |         |         |       |         |         |       |         |       |       |         |         |       |       |         |       |     |     |       |       |         |       |       |       |         |         |     |     |     |       |         |         |       |       |       |         |         |     |     |     |       |         |         |     |       |     |       |     |     |     |    |   |       |     |     |       |     |     |       |     |     |       |     |       |         |     |     |   |   |       |         |     |       |     |       |         |     |     |
|       |         | W12-U     | Bedroom  | 1.2 |           |                 |                  | First | R8  | W13-L | Bedroom | 0.2 | 0.7 | N/A | N/A | W13-U | Bedroom | 0.5 | First | R9  | W14-L | LKD     | 0.3 | 6.8 | N/A   | N/A | W14-U | LKD     | 1.2 |       |       | W15-L | LKD     | 0.3     |     |     |       | W15-U | LKD     | 1.4     | W16-L | LKD   | 0.5   | W16-U   | LKD     | 2.2     | W17-L | LKD   | 0.2   | W17-U   | LKD     | 0.7   | First | R10   | W18-L   | Bedroom | 0.5 | 2.1   | N/A   | N/A   | W18-U   | Bedroom | 1.6 | First | R11   | W19-L | LKD     | 0.2     | 4.9 |       |       | N/A   | N/A   | W19-U   |       |     |     | LKD   | 0.6   | W20-L   | LKD   | 0.4   | W20-U | LKD     | 1.8     | W21-L | LKD   | 0.4   | W21-U | LKD     | 1.6     | First | R12   | W22-L   | Bedroom | 0.4     | 1.7 | N/A | N/A   | W22-U   | Bedroom | 1.3     | First | R13   | W23-L   | Bedroom | 0.8     | 5.8 | N/A | N/A   | W23-U   | Bedroom | 5.0     | First | R14   | W24-L   | Bedroom | 0.3     | 1.0 | N/A | N/A   | W24-U   | Bedroom | 0.7     | First |       |       | R15   | W25-L | LKD     |     |     |       | 0.4   | 5.2   | 54      | 8     | W25-U | LKD | 2.3   | W26-L   | LKD     | 0.4   | W26-U | LKD   | 2.2     | First   | R16   | W27-L   | Bedroom | 0.2   | 0.6     | 0   | 0     | W27-U   | Bedroom | 0.3     | First   | R17   | W28-L   | Bedroom | 0.3   | 0.8     | 4     | 4     | W28-U   | Bedroom | 0.6   |       |         |       |     |     |       |       |         |       |       |       |         |         |     |     |     |       |         |         |       |       |       |         |         |     |     |     |       |         |         |     |       |     |       |     |     |     |    |   |       |     |     |       |     |     |       |     |     |       |     |       |         |     |     |   |   |       |         |     |       |     |       |         |     |     |
| First | R8      | W13-L     | Bedroom  | 0.2 | 0.7       | N/A             | N/A              |       |     |       |         |     |     |     |     |       |         |     |       |     |       |         |     |     |       |     |       |         |     |       |       |       |         |         |     |     |       |       |         |         |       |       |       |         |         |         |       |       |       |         |         |       |       |       |         |         |     |       |       |       |         |         |     |       |       |       |         |         |     |       |       |       |       |         |       |     |     |       |       |         |       |       |       |         |         |       |       |       |       |         |         |       |       |         |         |         |     |     |       |         |         |         |       |       |         |         |         |     |     |       |         |         |         |       |       |         |         |         |     |     |       |         |         |         |       |       |       |       |       |         |     |     |       |       |       |         |       |       |     |       |         |         |       |       |       |         |         |       |         |         |       |         |     |       |         |         |         |         |       |         |         |       |         |       |       |         |         |       |       |         |       |     |     |       |       |         |       |       |       |         |         |     |     |     |       |         |         |       |       |       |         |         |     |     |     |       |         |         |     |       |     |       |     |     |     |    |   |       |     |     |       |     |     |       |     |     |       |     |       |         |     |     |   |   |       |         |     |       |     |       |         |     |     |
|       |         | W13-U     | Bedroom  | 0.5 |           |                 |                  | First | R9  | W14-L | LKD     | 0.3 | 6.8 | N/A | N/A | W14-U | LKD     | 1.2 |       |     | W15-L | LKD     | 0.3 |     |       |     | W15-U | LKD     | 1.4 |       |       | W16-L | LKD     | 0.5     |     |     |       | W16-U | LKD     | 2.2     | W17-L | LKD   | 0.2   | W17-U   | LKD     | 0.7     | First | R10   | W18-L | Bedroom | 0.5     | 2.1   | N/A   | N/A   | W18-U   | Bedroom | 1.6 | First | R11   | W19-L | LKD     | 0.2     | 4.9 |       |       | N/A   | N/A     | W19-U   |     |       |       |       |       | LKD     |       |     |     | 0.6   | W20-L | LKD     | 0.4   | W20-U | LKD   | 1.8     | W21-L   | LKD   | 0.4   | W21-U | LKD   | 1.6     | First   | R12   | W22-L | Bedroom | 0.4     | 1.7     | N/A | N/A | W22-U | Bedroom | 1.3     | First   | R13   | W23-L | Bedroom | 0.8     | 5.8     | N/A | N/A | W23-U | Bedroom | 5.0     | First   | R14   | W24-L | Bedroom | 0.3     | 1.0     | N/A | N/A | W24-U | Bedroom | 0.7     | First   |       | R15   | W25-L |       | LKD   | 0.4     | 5.2 | 54  | 8     | W25-U |       |         |       | LKD   | 2.3 | W26-L | LKD     | 0.4     | W26-U | LKD   | 2.2   | First   | R16     | W27-L | Bedroom | 0.2     | 0.6   | 0       | 0   | W27-U | Bedroom | 0.3     | First   | R17     | W28-L | Bedroom | 0.3     | 0.8   | 4       | 4     | W28-U | Bedroom | 0.6     |       |       |         |       |     |     |       |       |         |       |       |       |         |         |     |     |     |       |         |         |       |       |       |         |         |     |     |     |       |         |         |     |       |     |       |     |     |     |    |   |       |     |     |       |     |     |       |     |     |       |     |       |         |     |     |   |   |       |         |     |       |     |       |         |     |     |
| First | R9      | W14-L     | LKD      | 0.3 | 6.8       | N/A             | N/A              |       |     |       |         |     |     |     |     |       |         |     |       |     |       |         |     |     |       |     |       |         |     |       |       |       |         |         |     |     |       |       |         |         |       |       |       |         |         |         |       |       |       |         |         |       |       |       |         |         |     |       |       |       |         |         |     |       |       |       |         |         |     |       |       |       |       |         |       |     |     |       |       |         |       |       |       |         |         |       |       |       |       |         |         |       |       |         |         |         |     |     |       |         |         |         |       |       |         |         |         |     |     |       |         |         |         |       |       |         |         |         |     |     |       |         |         |         |       |       |       |       |       |         |     |     |       |       |       |         |       |       |     |       |         |         |       |       |       |         |         |       |         |         |       |         |     |       |         |         |         |         |       |         |         |       |         |       |       |         |         |       |       |         |       |     |     |       |       |         |       |       |       |         |         |     |     |     |       |         |         |       |       |       |         |         |     |     |     |       |         |         |     |       |     |       |     |     |     |    |   |       |     |     |       |     |     |       |     |     |       |     |       |         |     |     |   |   |       |         |     |       |     |       |         |     |     |
|       |         | W14-U     | LKD      | 1.2 |           |                 |                  |       |     |       |         |     |     |     |     |       |         |     |       |     |       |         |     |     |       |     |       |         |     |       |       |       |         |         |     |     |       |       |         |         |       |       |       |         |         |         |       |       |       |         |         |       |       |       |         |         |     |       |       |       |         |         |     |       |       |       |         |         |     |       |       |       |       |         |       |     |     |       |       |         |       |       |       |         |         |       |       |       |       |         |         |       |       |         |         |         |     |     |       |         |         |         |       |       |         |         |         |     |     |       |         |         |         |       |       |         |         |         |     |     |       |         |         |         |       |       |       |       |       |         |     |     |       |       |       |         |       |       |     |       |         |         |       |       |       |         |         |       |         |         |       |         |     |       |         |         |         |         |       |         |         |       |         |       |       |         |         |       |       |         |       |     |     |       |       |         |       |       |       |         |         |     |     |     |       |         |         |       |       |       |         |         |     |     |     |       |         |         |     |       |     |       |     |     |     |    |   |       |     |     |       |     |     |       |     |     |       |     |       |         |     |     |   |   |       |         |     |       |     |       |         |     |     |
|       |         | W15-L     | LKD      | 0.3 |           |                 |                  |       |     |       |         |     |     |     |     |       |         |     |       |     |       |         |     |     |       |     |       |         |     |       |       |       |         |         |     |     |       |       |         |         |       |       |       |         |         |         |       |       |       |         |         |       |       |       |         |         |     |       |       |       |         |         |     |       |       |       |         |         |     |       |       |       |       |         |       |     |     |       |       |         |       |       |       |         |         |       |       |       |       |         |         |       |       |         |         |         |     |     |       |         |         |         |       |       |         |         |         |     |     |       |         |         |         |       |       |         |         |         |     |     |       |         |         |         |       |       |       |       |       |         |     |     |       |       |       |         |       |       |     |       |         |         |       |       |       |         |         |       |         |         |       |         |     |       |         |         |         |         |       |         |         |       |         |       |       |         |         |       |       |         |       |     |     |       |       |         |       |       |       |         |         |     |     |     |       |         |         |       |       |       |         |         |     |     |     |       |         |         |     |       |     |       |     |     |     |    |   |       |     |     |       |     |     |       |     |     |       |     |       |         |     |     |   |   |       |         |     |       |     |       |         |     |     |
|       |         | W15-U     | LKD      | 1.4 |           |                 |                  |       |     |       |         |     |     |     |     |       |         |     |       |     |       |         |     |     |       |     |       |         |     |       |       |       |         |         |     |     |       |       |         |         |       |       |       |         |         |         |       |       |       |         |         |       |       |       |         |         |     |       |       |       |         |         |     |       |       |       |         |         |     |       |       |       |       |         |       |     |     |       |       |         |       |       |       |         |         |       |       |       |       |         |         |       |       |         |         |         |     |     |       |         |         |         |       |       |         |         |         |     |     |       |         |         |         |       |       |         |         |         |     |     |       |         |         |         |       |       |       |       |       |         |     |     |       |       |       |         |       |       |     |       |         |         |       |       |       |         |         |       |         |         |       |         |     |       |         |         |         |         |       |         |         |       |         |       |       |         |         |       |       |         |       |     |     |       |       |         |       |       |       |         |         |     |     |     |       |         |         |       |       |       |         |         |     |     |     |       |         |         |     |       |     |       |     |     |     |    |   |       |     |     |       |     |     |       |     |     |       |     |       |         |     |     |   |   |       |         |     |       |     |       |         |     |     |
|       |         | W16-L     | LKD      | 0.5 |           |                 |                  |       |     |       |         |     |     |     |     |       |         |     |       |     |       |         |     |     |       |     |       |         |     |       |       |       |         |         |     |     |       |       |         |         |       |       |       |         |         |         |       |       |       |         |         |       |       |       |         |         |     |       |       |       |         |         |     |       |       |       |         |         |     |       |       |       |       |         |       |     |     |       |       |         |       |       |       |         |         |       |       |       |       |         |         |       |       |         |         |         |     |     |       |         |         |         |       |       |         |         |         |     |     |       |         |         |         |       |       |         |         |         |     |     |       |         |         |         |       |       |       |       |       |         |     |     |       |       |       |         |       |       |     |       |         |         |       |       |       |         |         |       |         |         |       |         |     |       |         |         |         |         |       |         |         |       |         |       |       |         |         |       |       |         |       |     |     |       |       |         |       |       |       |         |         |     |     |     |       |         |         |       |       |       |         |         |     |     |     |       |         |         |     |       |     |       |     |     |     |    |   |       |     |     |       |     |     |       |     |     |       |     |       |         |     |     |   |   |       |         |     |       |     |       |         |     |     |
|       |         | W16-U     | LKD      | 2.2 |           |                 |                  |       |     |       |         |     |     |     |     |       |         |     |       |     |       |         |     |     |       |     |       |         |     |       |       |       |         |         |     |     |       |       |         |         |       |       |       |         |         |         |       |       |       |         |         |       |       |       |         |         |     |       |       |       |         |         |     |       |       |       |         |         |     |       |       |       |       |         |       |     |     |       |       |         |       |       |       |         |         |       |       |       |       |         |         |       |       |         |         |         |     |     |       |         |         |         |       |       |         |         |         |     |     |       |         |         |         |       |       |         |         |         |     |     |       |         |         |         |       |       |       |       |       |         |     |     |       |       |       |         |       |       |     |       |         |         |       |       |       |         |         |       |         |         |       |         |     |       |         |         |         |         |       |         |         |       |         |       |       |         |         |       |       |         |       |     |     |       |       |         |       |       |       |         |         |     |     |     |       |         |         |       |       |       |         |         |     |     |     |       |         |         |     |       |     |       |     |     |     |    |   |       |     |     |       |     |     |       |     |     |       |     |       |         |     |     |   |   |       |         |     |       |     |       |         |     |     |
|       |         | W17-L     | LKD      | 0.2 |           |                 |                  |       |     |       |         |     |     |     |     |       |         |     |       |     |       |         |     |     |       |     |       |         |     |       |       |       |         |         |     |     |       |       |         |         |       |       |       |         |         |         |       |       |       |         |         |       |       |       |         |         |     |       |       |       |         |         |     |       |       |       |         |         |     |       |       |       |       |         |       |     |     |       |       |         |       |       |       |         |         |       |       |       |       |         |         |       |       |         |         |         |     |     |       |         |         |         |       |       |         |         |         |     |     |       |         |         |         |       |       |         |         |         |     |     |       |         |         |         |       |       |       |       |       |         |     |     |       |       |       |         |       |       |     |       |         |         |       |       |       |         |         |       |         |         |       |         |     |       |         |         |         |         |       |         |         |       |         |       |       |         |         |       |       |         |       |     |     |       |       |         |       |       |       |         |         |     |     |     |       |         |         |       |       |       |         |         |     |     |     |       |         |         |     |       |     |       |     |     |     |    |   |       |     |     |       |     |     |       |     |     |       |     |       |         |     |     |   |   |       |         |     |       |     |       |         |     |     |
|       |         | W17-U     | LKD      | 0.7 |           |                 |                  |       |     |       |         |     |     |     |     |       |         |     |       |     |       |         |     |     |       |     |       |         |     |       |       |       |         |         |     |     |       |       |         |         |       |       |       |         |         |         |       |       |       |         |         |       |       |       |         |         |     |       |       |       |         |         |     |       |       |       |         |         |     |       |       |       |       |         |       |     |     |       |       |         |       |       |       |         |         |       |       |       |       |         |         |       |       |         |         |         |     |     |       |         |         |         |       |       |         |         |         |     |     |       |         |         |         |       |       |         |         |         |     |     |       |         |         |         |       |       |       |       |       |         |     |     |       |       |       |         |       |       |     |       |         |         |       |       |       |         |         |       |         |         |       |         |     |       |         |         |         |         |       |         |         |       |         |       |       |         |         |       |       |         |       |     |     |       |       |         |       |       |       |         |         |     |     |     |       |         |         |       |       |       |         |         |     |     |     |       |         |         |     |       |     |       |     |     |     |    |   |       |     |     |       |     |     |       |     |     |       |     |       |         |     |     |   |   |       |         |     |       |     |       |         |     |     |
| First | R10     | W18-L     | Bedroom  | 0.5 | 2.1       | N/A             | N/A              |       |     |       |         |     |     |     |     |       |         |     |       |     |       |         |     |     |       |     |       |         |     |       |       |       |         |         |     |     |       |       |         |         |       |       |       |         |         |         |       |       |       |         |         |       |       |       |         |         |     |       |       |       |         |         |     |       |       |       |         |         |     |       |       |       |       |         |       |     |     |       |       |         |       |       |       |         |         |       |       |       |       |         |         |       |       |         |         |         |     |     |       |         |         |         |       |       |         |         |         |     |     |       |         |         |         |       |       |         |         |         |     |     |       |         |         |         |       |       |       |       |       |         |     |     |       |       |       |         |       |       |     |       |         |         |       |       |       |         |         |       |         |         |       |         |     |       |         |         |         |         |       |         |         |       |         |       |       |         |         |       |       |         |       |     |     |       |       |         |       |       |       |         |         |     |     |     |       |         |         |       |       |       |         |         |     |     |     |       |         |         |     |       |     |       |     |     |     |    |   |       |     |     |       |     |     |       |     |     |       |     |       |         |     |     |   |   |       |         |     |       |     |       |         |     |     |
|       |         | W18-U     | Bedroom  | 1.6 |           |                 |                  | First | R11 | W19-L | LKD     | 0.2 | 4.9 | N/A | N/A | W19-U | LKD     | 0.6 | W20-L | LKD | 0.4   | W20-U   | LKD | 1.8 | W21-L | LKD | 0.4   | W21-U   | LKD | 1.6   | First | R12   | W22-L   | Bedroom | 0.4 | 1.7 | N/A   | N/A   | W22-U   | Bedroom | 1.3   | First | R13   | W23-L   | Bedroom | 0.8     | 5.8   | N/A   | N/A   | W23-U   | Bedroom | 5.0   | First | R14   | W24-L   | Bedroom | 0.3 | 1.0   | N/A   | N/A   | W24-U   | Bedroom | 0.7 | First | R15   | W25-L | LKD     | 0.4     | 5.2 | 54    | 8     | W25-U | LKD   | 2.3     | W26-L | LKD | 0.4 | W26-U | LKD   | 2.2     | First | R16   | W27-L | Bedroom | 0.2     | 0.6   | 0     | 0     | W27-U | Bedroom | 0.3     | First | R17   | W28-L   | Bedroom | 0.3     | 0.8 | 4   | 4     | W28-U   | Bedroom | 0.6     |       |       |         |         |         |     |     |       |         |         |         |       |       |         |         |         |     |     |       |         |         |         |       |       |       |       |       |         |     |     |       |       |       |         |       |       |     |       |         |         |       |       |       |         |         |       |         |         |       |         |     |       |         |         |         |         |       |         |         |       |         |       |       |         |         |       |       |         |       |     |     |       |       |         |       |       |       |         |         |     |     |     |       |         |         |       |       |       |         |         |     |     |     |       |         |         |     |       |     |       |     |     |     |    |   |       |     |     |       |     |     |       |     |     |       |     |       |         |     |     |   |   |       |         |     |       |     |       |         |     |     |
| First | R11     | W19-L     | LKD      | 0.2 | 4.9       | N/A             | N/A              |       |     |       |         |     |     |     |     |       |         |     |       |     |       |         |     |     |       |     |       |         |     |       |       |       |         |         |     |     |       |       |         |         |       |       |       |         |         |         |       |       |       |         |         |       |       |       |         |         |     |       |       |       |         |         |     |       |       |       |         |         |     |       |       |       |       |         |       |     |     |       |       |         |       |       |       |         |         |       |       |       |       |         |         |       |       |         |         |         |     |     |       |         |         |         |       |       |         |         |         |     |     |       |         |         |         |       |       |         |         |         |     |     |       |         |         |         |       |       |       |       |       |         |     |     |       |       |       |         |       |       |     |       |         |         |       |       |       |         |         |       |         |         |       |         |     |       |         |         |         |         |       |         |         |       |         |       |       |         |         |       |       |         |       |     |     |       |       |         |       |       |       |         |         |     |     |     |       |         |         |       |       |       |         |         |     |     |     |       |         |         |     |       |     |       |     |     |     |    |   |       |     |     |       |     |     |       |     |     |       |     |       |         |     |     |   |   |       |         |     |       |     |       |         |     |     |
|       |         | W19-U     | LKD      | 0.6 |           |                 |                  |       |     |       |         |     |     |     |     |       |         |     |       |     |       |         |     |     |       |     |       |         |     |       |       |       |         |         |     |     |       |       |         |         |       |       |       |         |         |         |       |       |       |         |         |       |       |       |         |         |     |       |       |       |         |         |     |       |       |       |         |         |     |       |       |       |       |         |       |     |     |       |       |         |       |       |       |         |         |       |       |       |       |         |         |       |       |         |         |         |     |     |       |         |         |         |       |       |         |         |         |     |     |       |         |         |         |       |       |         |         |         |     |     |       |         |         |         |       |       |       |       |       |         |     |     |       |       |       |         |       |       |     |       |         |         |       |       |       |         |         |       |         |         |       |         |     |       |         |         |         |         |       |         |         |       |         |       |       |         |         |       |       |         |       |     |     |       |       |         |       |       |       |         |         |     |     |     |       |         |         |       |       |       |         |         |     |     |     |       |         |         |     |       |     |       |     |     |     |    |   |       |     |     |       |     |     |       |     |     |       |     |       |         |     |     |   |   |       |         |     |       |     |       |         |     |     |
|       |         | W20-L     | LKD      | 0.4 |           |                 |                  |       |     |       |         |     |     |     |     |       |         |     |       |     |       |         |     |     |       |     |       |         |     |       |       |       |         |         |     |     |       |       |         |         |       |       |       |         |         |         |       |       |       |         |         |       |       |       |         |         |     |       |       |       |         |         |     |       |       |       |         |         |     |       |       |       |       |         |       |     |     |       |       |         |       |       |       |         |         |       |       |       |       |         |         |       |       |         |         |         |     |     |       |         |         |         |       |       |         |         |         |     |     |       |         |         |         |       |       |         |         |         |     |     |       |         |         |         |       |       |       |       |       |         |     |     |       |       |       |         |       |       |     |       |         |         |       |       |       |         |         |       |         |         |       |         |     |       |         |         |         |         |       |         |         |       |         |       |       |         |         |       |       |         |       |     |     |       |       |         |       |       |       |         |         |     |     |     |       |         |         |       |       |       |         |         |     |     |     |       |         |         |     |       |     |       |     |     |     |    |   |       |     |     |       |     |     |       |     |     |       |     |       |         |     |     |   |   |       |         |     |       |     |       |         |     |     |
|       |         | W20-U     | LKD      | 1.8 |           |                 |                  |       |     |       |         |     |     |     |     |       |         |     |       |     |       |         |     |     |       |     |       |         |     |       |       |       |         |         |     |     |       |       |         |         |       |       |       |         |         |         |       |       |       |         |         |       |       |       |         |         |     |       |       |       |         |         |     |       |       |       |         |         |     |       |       |       |       |         |       |     |     |       |       |         |       |       |       |         |         |       |       |       |       |         |         |       |       |         |         |         |     |     |       |         |         |         |       |       |         |         |         |     |     |       |         |         |         |       |       |         |         |         |     |     |       |         |         |         |       |       |       |       |       |         |     |     |       |       |       |         |       |       |     |       |         |         |       |       |       |         |         |       |         |         |       |         |     |       |         |         |         |         |       |         |         |       |         |       |       |         |         |       |       |         |       |     |     |       |       |         |       |       |       |         |         |     |     |     |       |         |         |       |       |       |         |         |     |     |     |       |         |         |     |       |     |       |     |     |     |    |   |       |     |     |       |     |     |       |     |     |       |     |       |         |     |     |   |   |       |         |     |       |     |       |         |     |     |
|       |         | W21-L     | LKD      | 0.4 |           |                 |                  |       |     |       |         |     |     |     |     |       |         |     |       |     |       |         |     |     |       |     |       |         |     |       |       |       |         |         |     |     |       |       |         |         |       |       |       |         |         |         |       |       |       |         |         |       |       |       |         |         |     |       |       |       |         |         |     |       |       |       |         |         |     |       |       |       |       |         |       |     |     |       |       |         |       |       |       |         |         |       |       |       |       |         |         |       |       |         |         |         |     |     |       |         |         |         |       |       |         |         |         |     |     |       |         |         |         |       |       |         |         |         |     |     |       |         |         |         |       |       |       |       |       |         |     |     |       |       |       |         |       |       |     |       |         |         |       |       |       |         |         |       |         |         |       |         |     |       |         |         |         |         |       |         |         |       |         |       |       |         |         |       |       |         |       |     |     |       |       |         |       |       |       |         |         |     |     |     |       |         |         |       |       |       |         |         |     |     |     |       |         |         |     |       |     |       |     |     |     |    |   |       |     |     |       |     |     |       |     |     |       |     |       |         |     |     |   |   |       |         |     |       |     |       |         |     |     |
|       |         | W21-U     | LKD      | 1.6 |           |                 |                  |       |     |       |         |     |     |     |     |       |         |     |       |     |       |         |     |     |       |     |       |         |     |       |       |       |         |         |     |     |       |       |         |         |       |       |       |         |         |         |       |       |       |         |         |       |       |       |         |         |     |       |       |       |         |         |     |       |       |       |         |         |     |       |       |       |       |         |       |     |     |       |       |         |       |       |       |         |         |       |       |       |       |         |         |       |       |         |         |         |     |     |       |         |         |         |       |       |         |         |         |     |     |       |         |         |         |       |       |         |         |         |     |     |       |         |         |         |       |       |       |       |       |         |     |     |       |       |       |         |       |       |     |       |         |         |       |       |       |         |         |       |         |         |       |         |     |       |         |         |         |         |       |         |         |       |         |       |       |         |         |       |       |         |       |     |     |       |       |         |       |       |       |         |         |     |     |     |       |         |         |       |       |       |         |         |     |     |     |       |         |         |     |       |     |       |     |     |     |    |   |       |     |     |       |     |     |       |     |     |       |     |       |         |     |     |   |   |       |         |     |       |     |       |         |     |     |
| First | R12     | W22-L     | Bedroom  | 0.4 | 1.7       | N/A             | N/A              |       |     |       |         |     |     |     |     |       |         |     |       |     |       |         |     |     |       |     |       |         |     |       |       |       |         |         |     |     |       |       |         |         |       |       |       |         |         |         |       |       |       |         |         |       |       |       |         |         |     |       |       |       |         |         |     |       |       |       |         |         |     |       |       |       |       |         |       |     |     |       |       |         |       |       |       |         |         |       |       |       |       |         |         |       |       |         |         |         |     |     |       |         |         |         |       |       |         |         |         |     |     |       |         |         |         |       |       |         |         |         |     |     |       |         |         |         |       |       |       |       |       |         |     |     |       |       |       |         |       |       |     |       |         |         |       |       |       |         |         |       |         |         |       |         |     |       |         |         |         |         |       |         |         |       |         |       |       |         |         |       |       |         |       |     |     |       |       |         |       |       |       |         |         |     |     |     |       |         |         |       |       |       |         |         |     |     |     |       |         |         |     |       |     |       |     |     |     |    |   |       |     |     |       |     |     |       |     |     |       |     |       |         |     |     |   |   |       |         |     |       |     |       |         |     |     |
|       |         | W22-U     | Bedroom  | 1.3 |           |                 |                  | First | R13 | W23-L | Bedroom | 0.8 | 5.8 | N/A | N/A | W23-U | Bedroom | 5.0 | First | R14 | W24-L | Bedroom | 0.3 | 1.0 | N/A   | N/A | W24-U | Bedroom | 0.7 | First | R15   | W25-L | LKD     | 0.4     | 5.2 | 54  | 8     | W25-U | LKD     | 2.3     | W26-L | LKD   | 0.4   | W26-U   | LKD     | 2.2     | First | R16   | W27-L | Bedroom | 0.2     | 0.6   | 0     | 0     | W27-U   | Bedroom | 0.3 | First | R17   | W28-L | Bedroom | 0.3     | 0.8 | 4     | 4     | W28-U | Bedroom | 0.6     |     |       |       |       |       |         |       |     |     |       |       |         |       |       |       |         |         |       |       |       |       |         |         |       |       |         |         |         |     |     |       |         |         |         |       |       |         |         |         |     |     |       |         |         |         |       |       |         |         |         |     |     |       |         |         |         |       |       |       |       |       |         |     |     |       |       |       |         |       |       |     |       |         |         |       |       |       |         |         |       |         |         |       |         |     |       |         |         |         |         |       |         |         |       |         |       |       |         |         |       |       |         |       |     |     |       |       |         |       |       |       |         |         |     |     |     |       |         |         |       |       |       |         |         |     |     |     |       |         |         |     |       |     |       |     |     |     |    |   |       |     |     |       |     |     |       |     |     |       |     |       |         |     |     |   |   |       |         |     |       |     |       |         |     |     |
| First | R13     | W23-L     | Bedroom  | 0.8 | 5.8       | N/A             | N/A              |       |     |       |         |     |     |     |     |       |         |     |       |     |       |         |     |     |       |     |       |         |     |       |       |       |         |         |     |     |       |       |         |         |       |       |       |         |         |         |       |       |       |         |         |       |       |       |         |         |     |       |       |       |         |         |     |       |       |       |         |         |     |       |       |       |       |         |       |     |     |       |       |         |       |       |       |         |         |       |       |       |       |         |         |       |       |         |         |         |     |     |       |         |         |         |       |       |         |         |         |     |     |       |         |         |         |       |       |         |         |         |     |     |       |         |         |         |       |       |       |       |       |         |     |     |       |       |       |         |       |       |     |       |         |         |       |       |       |         |         |       |         |         |       |         |     |       |         |         |         |         |       |         |         |       |         |       |       |         |         |       |       |         |       |     |     |       |       |         |       |       |       |         |         |     |     |     |       |         |         |       |       |       |         |         |     |     |     |       |         |         |     |       |     |       |     |     |     |    |   |       |     |     |       |     |     |       |     |     |       |     |       |         |     |     |   |   |       |         |     |       |     |       |         |     |     |
|       |         | W23-U     | Bedroom  | 5.0 |           |                 |                  | First | R14 | W24-L | Bedroom | 0.3 | 1.0 | N/A | N/A | W24-U | Bedroom | 0.7 | First | R15 | W25-L | LKD     | 0.4 | 5.2 | 54    | 8   | W25-U | LKD     | 2.3 |       |       | W26-L | LKD     | 0.4     |     |     |       | W26-U | LKD     | 2.2     | First | R16   | W27-L | Bedroom | 0.2     | 0.6     | 0     | 0     | W27-U | Bedroom | 0.3     | First | R17   | W28-L | Bedroom | 0.3     | 0.8 | 4     | 4     | W28-U | Bedroom | 0.6     |     |       |       |       |         |         |     |       |       |       |       |         |       |     |     |       |       |         |       |       |       |         |         |       |       |       |       |         |         |       |       |         |         |         |     |     |       |         |         |         |       |       |         |         |         |     |     |       |         |         |         |       |       |         |         |         |     |     |       |         |         |         |       |       |       |       |       |         |     |     |       |       |       |         |       |       |     |       |         |         |       |       |       |         |         |       |         |         |       |         |     |       |         |         |         |         |       |         |         |       |         |       |       |         |         |       |       |         |       |     |     |       |       |         |       |       |       |         |         |     |     |     |       |         |         |       |       |       |         |         |     |     |     |       |         |         |     |       |     |       |     |     |     |    |   |       |     |     |       |     |     |       |     |     |       |     |       |         |     |     |   |   |       |         |     |       |     |       |         |     |     |
| First | R14     | W24-L     | Bedroom  | 0.3 | 1.0       | N/A             | N/A              |       |     |       |         |     |     |     |     |       |         |     |       |     |       |         |     |     |       |     |       |         |     |       |       |       |         |         |     |     |       |       |         |         |       |       |       |         |         |         |       |       |       |         |         |       |       |       |         |         |     |       |       |       |         |         |     |       |       |       |         |         |     |       |       |       |       |         |       |     |     |       |       |         |       |       |       |         |         |       |       |       |       |         |         |       |       |         |         |         |     |     |       |         |         |         |       |       |         |         |         |     |     |       |         |         |         |       |       |         |         |         |     |     |       |         |         |         |       |       |       |       |       |         |     |     |       |       |       |         |       |       |     |       |         |         |       |       |       |         |         |       |         |         |       |         |     |       |         |         |         |         |       |         |         |       |         |       |       |         |         |       |       |         |       |     |     |       |       |         |       |       |       |         |         |     |     |     |       |         |         |       |       |       |         |         |     |     |     |       |         |         |     |       |     |       |     |     |     |    |   |       |     |     |       |     |     |       |     |     |       |     |       |         |     |     |   |   |       |         |     |       |     |       |         |     |     |
|       |         | W24-U     | Bedroom  | 0.7 |           |                 |                  | First | R15 | W25-L | LKD     | 0.4 | 5.2 | 54  | 8   | W25-U | LKD     | 2.3 |       |     | W26-L | LKD     | 0.4 |     |       |     | W26-U | LKD     | 2.2 | First | R16   | W27-L | Bedroom | 0.2     | 0.6 | 0   | 0     | W27-U | Bedroom | 0.3     | First | R17   | W28-L | Bedroom | 0.3     | 0.8     | 4     | 4     | W28-U | Bedroom | 0.6     |       |       |       |         |         |     |       |       |       |         |         |     |       |       |       |         |         |     |       |       |       |       |         |       |     |     |       |       |         |       |       |       |         |         |       |       |       |       |         |         |       |       |         |         |         |     |     |       |         |         |         |       |       |         |         |         |     |     |       |         |         |         |       |       |         |         |         |     |     |       |         |         |         |       |       |       |       |       |         |     |     |       |       |       |         |       |       |     |       |         |         |       |       |       |         |         |       |         |         |       |         |     |       |         |         |         |         |       |         |         |       |         |       |       |         |         |       |       |         |       |     |     |       |       |         |       |       |       |         |         |     |     |     |       |         |         |       |       |       |         |         |     |     |     |       |         |         |     |       |     |       |     |     |     |    |   |       |     |     |       |     |     |       |     |     |       |     |       |         |     |     |   |   |       |         |     |       |     |       |         |     |     |
| First | R15     | W25-L     | LKD      | 0.4 | 5.2       | 54              | 8                |       |     |       |         |     |     |     |     |       |         |     |       |     |       |         |     |     |       |     |       |         |     |       |       |       |         |         |     |     |       |       |         |         |       |       |       |         |         |         |       |       |       |         |         |       |       |       |         |         |     |       |       |       |         |         |     |       |       |       |         |         |     |       |       |       |       |         |       |     |     |       |       |         |       |       |       |         |         |       |       |       |       |         |         |       |       |         |         |         |     |     |       |         |         |         |       |       |         |         |         |     |     |       |         |         |         |       |       |         |         |         |     |     |       |         |         |         |       |       |       |       |       |         |     |     |       |       |       |         |       |       |     |       |         |         |       |       |       |         |         |       |         |         |       |         |     |       |         |         |         |         |       |         |         |       |         |       |       |         |         |       |       |         |       |     |     |       |       |         |       |       |       |         |         |     |     |     |       |         |         |       |       |       |         |         |     |     |     |       |         |         |     |       |     |       |     |     |     |    |   |       |     |     |       |     |     |       |     |     |       |     |       |         |     |     |   |   |       |         |     |       |     |       |         |     |     |
|       |         | W25-U     | LKD      | 2.3 |           |                 |                  |       |     |       |         |     |     |     |     |       |         |     |       |     |       |         |     |     |       |     |       |         |     |       |       |       |         |         |     |     |       |       |         |         |       |       |       |         |         |         |       |       |       |         |         |       |       |       |         |         |     |       |       |       |         |         |     |       |       |       |         |         |     |       |       |       |       |         |       |     |     |       |       |         |       |       |       |         |         |       |       |       |       |         |         |       |       |         |         |         |     |     |       |         |         |         |       |       |         |         |         |     |     |       |         |         |         |       |       |         |         |         |     |     |       |         |         |         |       |       |       |       |       |         |     |     |       |       |       |         |       |       |     |       |         |         |       |       |       |         |         |       |         |         |       |         |     |       |         |         |         |         |       |         |         |       |         |       |       |         |         |       |       |         |       |     |     |       |       |         |       |       |       |         |         |     |     |     |       |         |         |       |       |       |         |         |     |     |     |       |         |         |     |       |     |       |     |     |     |    |   |       |     |     |       |     |     |       |     |     |       |     |       |         |     |     |   |   |       |         |     |       |     |       |         |     |     |
|       |         | W26-L     | LKD      | 0.4 |           |                 |                  |       |     |       |         |     |     |     |     |       |         |     |       |     |       |         |     |     |       |     |       |         |     |       |       |       |         |         |     |     |       |       |         |         |       |       |       |         |         |         |       |       |       |         |         |       |       |       |         |         |     |       |       |       |         |         |     |       |       |       |         |         |     |       |       |       |       |         |       |     |     |       |       |         |       |       |       |         |         |       |       |       |       |         |         |       |       |         |         |         |     |     |       |         |         |         |       |       |         |         |         |     |     |       |         |         |         |       |       |         |         |         |     |     |       |         |         |         |       |       |       |       |       |         |     |     |       |       |       |         |       |       |     |       |         |         |       |       |       |         |         |       |         |         |       |         |     |       |         |         |         |         |       |         |         |       |         |       |       |         |         |       |       |         |       |     |     |       |       |         |       |       |       |         |         |     |     |     |       |         |         |       |       |       |         |         |     |     |     |       |         |         |     |       |     |       |     |     |     |    |   |       |     |     |       |     |     |       |     |     |       |     |       |         |     |     |   |   |       |         |     |       |     |       |         |     |     |
|       |         | W26-U     | LKD      | 2.2 |           |                 |                  |       |     |       |         |     |     |     |     |       |         |     |       |     |       |         |     |     |       |     |       |         |     |       |       |       |         |         |     |     |       |       |         |         |       |       |       |         |         |         |       |       |       |         |         |       |       |       |         |         |     |       |       |       |         |         |     |       |       |       |         |         |     |       |       |       |       |         |       |     |     |       |       |         |       |       |       |         |         |       |       |       |       |         |         |       |       |         |         |         |     |     |       |         |         |         |       |       |         |         |         |     |     |       |         |         |         |       |       |         |         |         |     |     |       |         |         |         |       |       |       |       |       |         |     |     |       |       |       |         |       |       |     |       |         |         |       |       |       |         |         |       |         |         |       |         |     |       |         |         |         |         |       |         |         |       |         |       |       |         |         |       |       |         |       |     |     |       |       |         |       |       |       |         |         |     |     |     |       |         |         |       |       |       |         |         |     |     |     |       |         |         |     |       |     |       |     |     |     |    |   |       |     |     |       |     |     |       |     |     |       |     |       |         |     |     |   |   |       |         |     |       |     |       |         |     |     |
| First | R16     | W27-L     | Bedroom  | 0.2 | 0.6       | 0               | 0                |       |     |       |         |     |     |     |     |       |         |     |       |     |       |         |     |     |       |     |       |         |     |       |       |       |         |         |     |     |       |       |         |         |       |       |       |         |         |         |       |       |       |         |         |       |       |       |         |         |     |       |       |       |         |         |     |       |       |       |         |         |     |       |       |       |       |         |       |     |     |       |       |         |       |       |       |         |         |       |       |       |       |         |         |       |       |         |         |         |     |     |       |         |         |         |       |       |         |         |         |     |     |       |         |         |         |       |       |         |         |         |     |     |       |         |         |         |       |       |       |       |       |         |     |     |       |       |       |         |       |       |     |       |         |         |       |       |       |         |         |       |         |         |       |         |     |       |         |         |         |         |       |         |         |       |         |       |       |         |         |       |       |         |       |     |     |       |       |         |       |       |       |         |         |     |     |     |       |         |         |       |       |       |         |         |     |     |     |       |         |         |     |       |     |       |     |     |     |    |   |       |     |     |       |     |     |       |     |     |       |     |       |         |     |     |   |   |       |         |     |       |     |       |         |     |     |
|       |         | W27-U     | Bedroom  | 0.3 |           |                 |                  | First | R17 | W28-L | Bedroom | 0.3 | 0.8 | 4   | 4   | W28-U | Bedroom | 0.6 |       |     |       |         |     |     |       |     |       |         |     |       |       |       |         |         |     |     |       |       |         |         |       |       |       |         |         |         |       |       |       |         |         |       |       |       |         |         |     |       |       |       |         |         |     |       |       |       |         |         |     |       |       |       |       |         |       |     |     |       |       |         |       |       |       |         |         |       |       |       |       |         |         |       |       |         |         |         |     |     |       |         |         |         |       |       |         |         |         |     |     |       |         |         |         |       |       |         |         |         |     |     |       |         |         |         |       |       |       |       |       |         |     |     |       |       |       |         |       |       |     |       |         |         |       |       |       |         |         |       |         |         |       |         |     |       |         |         |         |         |       |         |         |       |         |       |       |         |         |       |       |         |       |     |     |       |       |         |       |       |       |         |         |     |     |     |       |         |         |       |       |       |         |         |     |     |     |       |         |         |     |       |     |       |     |     |     |    |   |       |     |     |       |     |     |       |     |     |       |     |       |         |     |     |   |   |       |         |     |       |     |       |         |     |     |
| First | R17     | W28-L     | Bedroom  | 0.3 | 0.8       | 4               | 4                |       |     |       |         |     |     |     |     |       |         |     |       |     |       |         |     |     |       |     |       |         |     |       |       |       |         |         |     |     |       |       |         |         |       |       |       |         |         |         |       |       |       |         |         |       |       |       |         |         |     |       |       |       |         |         |     |       |       |       |         |         |     |       |       |       |       |         |       |     |     |       |       |         |       |       |       |         |         |       |       |       |       |         |         |       |       |         |         |         |     |     |       |         |         |         |       |       |         |         |         |     |     |       |         |         |         |       |       |         |         |         |     |     |       |         |         |         |       |       |       |       |       |         |     |     |       |       |       |         |       |       |     |       |         |         |       |       |       |         |         |       |         |         |       |         |     |       |         |         |         |         |       |         |         |       |         |       |       |         |         |       |       |         |       |     |     |       |       |         |       |       |       |         |         |     |     |     |       |         |         |       |       |       |         |         |     |     |     |       |         |         |     |       |     |       |     |     |     |    |   |       |     |     |       |     |     |       |     |     |       |     |       |         |     |     |   |   |       |         |     |       |     |       |         |     |     |
|       |         | W28-U     | Bedroom  | 0.6 |           |                 |                  |       |     |       |         |     |     |     |     |       |         |     |       |     |       |         |     |     |       |     |       |         |     |       |       |       |         |         |     |     |       |       |         |         |       |       |       |         |         |         |       |       |       |         |         |       |       |       |         |         |     |       |       |       |         |         |     |       |       |       |         |         |     |       |       |       |       |         |       |     |     |       |       |         |       |       |       |         |         |       |       |       |       |         |         |       |       |         |         |         |     |     |       |         |         |         |       |       |         |         |         |     |     |       |         |         |         |       |       |         |         |         |     |     |       |         |         |         |       |       |       |       |       |         |     |     |       |       |       |         |       |       |     |       |         |         |       |       |       |         |         |       |         |         |       |         |     |       |         |         |         |         |       |         |         |       |         |       |       |         |         |       |       |         |       |     |     |       |       |         |       |       |       |         |         |     |     |     |       |         |         |       |       |       |         |         |     |     |     |       |         |         |     |       |     |       |     |     |     |    |   |       |     |     |       |     |     |       |     |     |       |     |       |         |     |     |   |   |       |         |     |       |     |       |         |     |     |

| Floor  | Room ID | Window ID | Room Use | ADF | TOTAL ADF | ROOM TOTAL APSH | ROOM WINTER APSH |
|--------|---------|-----------|----------|-----|-----------|-----------------|------------------|
| First  | R18     | W29-L     | LKD      | 0.3 | 1.8       | 40              | 2                |
|        |         | W29-U     | LKD      | 1.5 |           |                 |                  |
| First  | R19     | W30-L     | Bedroom  | 0.2 | 0.3       | 0               | 0                |
|        |         | W30-U     | Bedroom  | 0.1 |           |                 |                  |
| First  | R20     | W31-L     | Bedroom  | 0.6 | 4.2       | 42              | 1                |
|        |         | W31-U     | Bedroom  | 3.6 |           |                 |                  |
| First  | R21     | W32-L     | Bedroom  | 0.2 | 0.4       | 0               | 0                |
|        |         | W32-U     | Bedroom  | 0.2 |           |                 |                  |
| First  | R22     | W33-L     | LKD      | 0.3 | 3.6       | 46              | 3                |
|        |         | W33-U     | LKD      | 1.5 |           |                 |                  |
|        |         | W34-L     | LKD      | 0.3 |           |                 |                  |
|        |         | W34-U     | LKD      | 1.5 |           |                 |                  |
| Second | R1      | W1-L      | Bedroom  | 0.2 | 0.8       | 4               | 2                |
|        |         | W1-U      | Bedroom  | 0.6 |           |                 |                  |
| Second | R2      | W2-L      | Bedroom  | 0.2 | 0.7       | 4               | 3                |
|        |         | W2-U      | Bedroom  | 0.5 |           |                 |                  |
| Second | R3      | W3-L      | LKD      | 0.1 | 4.5       | 10              | 4                |
|        |         | W3-U      | LKD      | 0.2 |           |                 |                  |
|        |         | W4-L      | LKD      | 0.2 |           |                 |                  |
|        |         | W4-U      | LKD      | 0.6 |           |                 |                  |
|        |         | W5-L      | LKD      | 0.3 |           |                 |                  |
|        |         | W5-U      | LKD      | 1.3 |           |                 |                  |
|        |         | W6-L      | LKD      | 0.4 |           |                 |                  |
|        |         | W6-U      | LKD      | 1.4 |           |                 |                  |
| Second | R4      | W7-L      | Bedroom  | 0.5 | 2.1       | N/A             | N/A              |
|        |         | W7-U      | Bedroom  | 1.6 |           |                 |                  |
| Second | R5      | W8-L      | LKD      | 0.1 | 3.8       | N/A             | N/A              |
|        |         | W8-U      | LKD      | 0.5 |           |                 |                  |
|        |         | W9-L      | LKD      | 0.4 |           |                 |                  |
|        |         | W9-U      | LKD      | 2.4 |           |                 |                  |
|        |         | W10-L     | LKD      | 0.1 |           |                 |                  |
|        |         | W10-U     | LKD      | 0.3 |           |                 |                  |
| Second | R6      | W11-L     | Bedroom  | 0.3 | 1.6       | N/A             | N/A              |
|        |         | W11-U     | Bedroom  | 1.2 |           |                 |                  |
| Second | R7      | W12-L     | Bedroom  | 0.3 | 1.6       | N/A             | N/A              |
|        |         | W12-U     | Bedroom  | 1.2 |           |                 |                  |
| Second | R8      | W13-L     | Bedroom  | 0.2 | 0.8       | N/A             | N/A              |
|        |         | W13-U     | Bedroom  | 0.6 |           |                 |                  |
| Second | R9      | W14-L     | LKD      | 0.3 | 6.2       | N/A             | N/A              |
|        |         | W14-U     | LKD      | 1.1 |           |                 |                  |
|        |         | W15-L     | LKD      | 0.3 |           |                 |                  |
|        |         | W15-U     | LKD      | 1.3 |           |                 |                  |
|        |         | W16-L     | LKD      | 0.5 |           |                 |                  |
|        |         | W16-U     | LKD      | 1.8 |           |                 |                  |
|        |         | W17-L     | LKD      | 0.2 |           |                 |                  |
| W17-U  | LKD     | 0.7       |          |     |           |                 |                  |
| Second | R10     | W18-L     | Bedroom  | 0.5 | 2.1       | N/A             | N/A              |
|        |         | W18-U     | Bedroom  | 1.6 |           |                 |                  |
| Second | R11     | W19-L     | LKD      | 0.2 | 4.4       | N/A             | N/A              |
|        |         | W19-U     | LKD      | 0.6 |           |                 |                  |
|        |         | W20-L     | LKD      | 0.4 |           |                 |                  |
|        |         | W20-U     | LKD      | 1.6 |           |                 |                  |
|        |         | W21-L     | LKD      | 0.4 |           |                 |                  |
|        |         | W21-U     | LKD      | 1.4 |           |                 |                  |



| Floor  | Room ID | Window ID | Room Use | ADF | TOTAL ADF | ROOM TOTAL AP SH | ROOM WINTER AP SH |
|--------|---------|-----------|----------|-----|-----------|------------------|-------------------|
| Second | R12     | W22-L     | Bedroom  | 0.4 | 1.9       | N/A              | N/A               |
|        |         | W22-U     | Bedroom  | 1.4 |           |                  |                   |
| Second | R13     | W23-L     | Bedroom  | 0.9 | 6.2       | N/A              | N/A               |
|        |         | W23-U     | Bedroom  | 5.3 |           |                  |                   |
| Second | R14     | W24-L     | Bedroom  | 0.3 | 1.3       | N/A              | N/A               |
|        |         | W24-U     | Bedroom  | 1.0 |           |                  |                   |
| Second | R15     | W25-L     | LKD      | 0.4 | 5.9       | 63               | 14                |
|        |         | W25-U     | LKD      | 2.5 |           |                  |                   |
|        |         | W26-L     | LKD      | 0.4 |           |                  |                   |
|        |         | W26-U     | LKD      | 2.5 |           |                  |                   |
| Second | R16     | W27-L     | Bedroom  | 0.3 | 1.1       | 6                | 6                 |
|        |         | W27-U     | Bedroom  | 0.8 |           |                  |                   |
| Second | R17     | W28-L     | Bedroom  | 0.3 | 1.2       | 8                | 8                 |
|        |         | W28-U     | Bedroom  | 0.9 |           |                  |                   |
| Second | R18     | W29-L     | LKD      | 0.4 | 1.8       | 38               | 8                 |
|        |         | W29-U     | LKD      | 1.4 |           |                  |                   |
| Second | R19     | W30-L     | Bedroom  | 0.3 | 1.0       | 8                | 8                 |
|        |         | W30-U     | Bedroom  | 0.7 |           |                  |                   |
| Second | R20     | W31-L     | Bedroom  | 0.7 | 4.8       | 51               | 10                |
|        |         | W31-U     | Bedroom  | 4.1 |           |                  |                   |
| Second | R21     | W32-L     | Bedroom  | 0.3 | 1.1       | 6                | 6                 |
|        |         | W32-U     | Bedroom  | 0.8 |           |                  |                   |
| Second | R22     | W33-L     | LKD      | 0.4 | 3.5       | 45               | 10                |
|        |         | W33-U     | LKD      | 1.4 |           |                  |                   |
|        |         | W34-L     | LKD      | 0.4 |           |                  |                   |
|        |         | W34-U     | LKD      | 1.4 |           |                  |                   |
| Third  | R1      | W1-L      | Bedroom  | 0.3 | 1.0       | 7                | 3                 |
|        |         | W1-U      | Bedroom  | 0.8 |           |                  |                   |
| Third  | R2      | W2-L      | Bedroom  | 0.3 | 1.0       | 9                | 4                 |
|        |         | W2-U      | Bedroom  | 0.7 |           |                  |                   |
| Third  | R3      | W3-L      | LKD      | 0.1 | 5.8       | 21               | 5                 |
|        |         | W3-U      | LKD      | 0.2 |           |                  |                   |
|        |         | W4-L      | LKD      | 0.2 |           |                  |                   |
|        |         | W4-U      | LKD      | 1.1 |           |                  |                   |
|        |         | W5-L      | LKD      | 0.4 |           |                  |                   |
|        |         | W5-U      | LKD      | 1.6 |           |                  |                   |
|        |         | W6-L      | LKD      | 0.4 |           |                  |                   |
| W6-U   | LKD     | 1.7       |          |     |           |                  |                   |
| Third  | R4      | W7-L      | Bedroom  | 0.5 | 2.1       | N/A              | N/A               |
|        |         | W7-U      | Bedroom  | 1.7 |           |                  |                   |
| Third  | R5      | W8-L      | LKD      | 0.1 | 4.1       | N/A              | N/A               |
|        |         | W8-U      | LKD      | 0.5 |           |                  |                   |
|        |         | W9-L      | LKD      | 0.4 |           |                  |                   |
|        |         | W9-U      | LKD      | 2.6 |           |                  |                   |
|        |         | W10-L     | LKD      | 0.1 |           |                  |                   |
|        |         | W10-U     | LKD      | 0.4 |           |                  |                   |
| Third  | R6      | W11-L     | Bedroom  | 0.4 | 1.6       | N/A              | N/A               |
|        |         | W11-U     | Bedroom  | 1.3 |           |                  |                   |
| Third  | R7      | W12-L     | Bedroom  | 0.4 | 1.6       | N/A              | N/A               |
|        |         | W12-U     | Bedroom  | 1.2 |           |                  |                   |
| Third  | R8      | W13-L     | Bedroom  | 0.2 |           |                  |                   |

| Floor         | Room ID | Window ID | Room Use   | ADF | TOTAL ADF | ROOM TOTAL APSH | ROOM WINTER APSH |
|---------------|---------|-----------|------------|-----|-----------|-----------------|------------------|
|               |         | W13-U     | Bedroom    | 0.7 | 1.0       | N/A             | N/A              |
| Third         | R9      | W14-L     | LKD        | 0.3 |           |                 |                  |
|               |         | W14-U     | LKD        | 1.5 |           |                 |                  |
|               |         | W15-L     | LKD        | 0.4 |           |                 |                  |
|               |         | W15-U     | LKD        | 1.7 |           |                 |                  |
|               |         | W16-L     | LKD        | 0.5 |           |                 |                  |
|               |         | W16-U     | LKD        | 2.2 |           |                 |                  |
|               |         | W17-L     | LKD        | 0.2 |           |                 |                  |
|               |         | W17-U     | LKD        | 0.7 | 7.4       | N/A             | N/A              |
| Third         | R10     | W18-L     | Bedroom    | 0.5 |           |                 |                  |
|               |         | W18-U     | Bedroom    | 1.6 | 2.1       | N/A             | N/A              |
| Third         | R11     | W19-L     | LKD        | 0.2 |           |                 |                  |
|               |         | W19-U     | LKD        | 0.6 |           |                 |                  |
|               |         | W20-L     | LKD        | 0.4 |           |                 |                  |
|               |         | W20-U     | LKD        | 1.8 |           |                 |                  |
|               |         | W21-L     | LKD        | 0.4 |           |                 |                  |
|               |         | W21-U     | LKD        | 1.7 | 5.0       | N/A             | N/A              |
| Third         | R12     | W22-L     | Bedroom    | 0.4 |           |                 |                  |
|               |         | W22-U     | Bedroom    | 1.6 | 2.0       | N/A             | N/A              |
| Third         | R13     | W23-L     | Bedroom    | 1.0 |           |                 |                  |
|               |         | W23-U     | Bedroom    | 5.8 | 6.8       | N/A             | N/A              |
| Third         | R14     | W24-L     | Bedroom    | 0.4 |           |                 |                  |
|               |         | W24-U     | Bedroom    | 1.3 | 1.6       | N/A             | N/A              |
| Third         | R15     | W25-L     | LKD        | 0.5 |           |                 |                  |
|               |         | W25-U     | LKD        | 2.8 |           |                 |                  |
|               |         | W26-L     | LKD        | 0.5 |           |                 |                  |
|               |         | W26-U     | LKD        | 2.8 | 6.6       | 73              | 21               |
| Third         | R16     | W27-L     | Bedroom    | 0.4 |           |                 |                  |
|               |         | W27-U     | Bedroom    | 1.2 | 1.5       | 13              | 13               |
| Third         | R17     | W28-L     | Bedroom    | 0.4 |           |                 |                  |
|               |         | W28-U     | Bedroom    | 1.2 | 1.5       | 14              | 14               |
| Third         | R18     | W29-L     | LKD        | 0.4 |           |                 |                  |
|               |         | W29-U     | LKD        | 2.0 | 2.4       | 54              | 16               |
| Third         | R19     | W30-L     | Bedroom    | 0.3 |           |                 |                  |
|               |         | W30-U     | Bedroom    | 1.1 | 1.4       | 11              | 11               |
| Third         | R20     | W31-L     | Bedroom    | 0.8 |           |                 |                  |
|               |         | W31-U     | Bedroom    | 4.8 | 5.6       | 59              | 18               |
| Third         | R21     | W32-L     | Bedroom    | 0.4 |           |                 |                  |
|               |         | W32-U     | Bedroom    | 1.2 | 1.6       | 12              | 12               |
| Third         | R22     | W33-L     | LKD        | 0.4 |           |                 |                  |
|               |         | W33-U     | LKD        | 2.0 |           |                 |                  |
|               |         | W34-L     | LKD        | 0.4 |           |                 |                  |
|               |         | W34-U     | LKD        | 1.9 | 4.8       | 62              | 19               |
| <b>SCHOOL</b> |         |           |            |     |           |                 |                  |
| Ground        | R1      | W3-L      | Class Room | 0.0 |           |                 |                  |
|               |         | W3-U      | Class Room | 0.0 |           |                 |                  |
|               |         | W2-L      | Class Room | 0.0 |           |                 |                  |
|               |         | W2-U      | Class Room | 1.7 |           |                 |                  |
|               |         | W1-L      | Class Room | 0.0 |           |                 |                  |
|               |         | W1-U      | Class Room | 0.7 | 2.4       | 20              | 5                |
| Ground        | R2      | W5-L      | Class Room | 0.0 |           |                 |                  |
|               |         | W5-U      | Class Room | 0.6 |           |                 |                  |
|               |         | W4-L      | Class Room | 0.1 |           |                 |                  |

| Floor  | Room ID | Window ID | Room Use   | ADF | TOTAL ADF  | ROOM TOTAL APSH | ROOM WINTER APSH |
|--------|---------|-----------|------------|-----|------------|-----------------|------------------|
|        |         | W4-U      | Class Room | 0.5 | <b>3.5</b> | 25              | 8                |
|        |         | W7-L      | Class Room | 0.0 |            |                 |                  |
|        |         | W7-U      | Class Room | 0.6 |            |                 |                  |
|        |         | W6-L      | Class Room | 0.0 |            |                 |                  |
|        |         | W6-U      | Class Room | 1.6 |            |                 |                  |
| Ground | R3      | W8-L      | Class Room | 0.0 | <b>2.8</b> | 22              | 5                |
|        |         | W8-U      | Class Room | 1.3 |            |                 |                  |
|        |         | W9-L      | Class Room | 0.0 |            |                 |                  |
|        |         | W9-U      | Class Room | 1.4 |            |                 |                  |
| Ground | R4      | W10-L     | Class Room | 0.0 | <b>3.2</b> | 33              | 10               |
|        |         | W10-U     | Class Room | 1.7 |            |                 |                  |
|        |         | W11-L     | Class Room | 0.0 |            |                 |                  |
|        |         | W11-U     | Class Room | 0.7 |            |                 |                  |
|        |         | W12-L     | Class Room | 0.0 |            |                 |                  |
|        |         | W12-U     | Class Room | 0.7 |            |                 |                  |
| Ground | R5      | W13-L     | Class Room | 0.0 | <b>9.0</b> | 83              | 30               |
|        |         | W13-U     | Class Room | 1.0 |            |                 |                  |
|        |         | W14-L     | Class Room | 0.1 |            |                 |                  |
|        |         | W14-U     | Class Room | 2.6 |            |                 |                  |
|        |         | W15-L     | Class Room | 0.0 |            |                 |                  |
|        |         | W15-U     | Class Room | 1.1 |            |                 |                  |
|        |         | W16-L     | Class Room | 0.0 |            |                 |                  |
|        |         | W16-U     | Class Room | 1.2 |            |                 |                  |
|        |         | W17-L     | Class Room | 0.1 |            |                 |                  |
|        |         | W17-U     | Class Room | 2.9 |            |                 |                  |
| Ground | R6      | W18-L     | Class Room | 0.0 | <b>2.8</b> | 46              | 21               |
|        |         | W18-U     | Class Room | 1.5 |            |                 |                  |
|        |         | W19-L     | Class Room | 0.1 |            |                 |                  |
|        |         | W19-U     | Class Room | 1.1 |            |                 |                  |
| Ground | R7      | W20-L     | Class Room | 0.0 | <b>7.9</b> | 83              | 29               |
|        |         | W20-U     | Class Room | 1.0 |            |                 |                  |
|        |         | W21-L     | Class Room | 0.0 |            |                 |                  |
|        |         | W21-U     | Class Room | 1.0 |            |                 |                  |
|        |         | W22-L     | Class Room | 0.1 |            |                 |                  |
|        |         | W22-U     | Class Room | 2.4 |            |                 |                  |
|        |         | W23-L     | Class Room | 0.1 |            |                 |                  |
|        |         | W23-U     | Class Room | 2.5 |            |                 |                  |
|        |         | W24-L     | Class Room | 0.0 |            |                 |                  |
|        |         | W24-U     | Class Room | 1.0 |            |                 |                  |
| Ground | R8      | W25-L     | Class Room | 0.0 | <b>4.2</b> | N/A             | N/A              |
|        |         | W25-U     | Class Room | 0.9 |            |                 |                  |
|        |         | W26-L     | Class Room | 0.0 |            |                 |                  |
|        |         | W26-U     | Class Room | 0.9 |            |                 |                  |
|        |         | W27-L     | Class Room | 0.1 |            |                 |                  |
|        |         | W27-U     | Class Room | 2.3 |            |                 |                  |
| Ground | R9      | W28-L     | Class Room | 0.0 | <b>4.7</b> | N/A             | N/A              |
|        |         | W28-U     | Class Room | 1.0 |            |                 |                  |
|        |         | W29-L     | Class Room | 0.0 |            |                 |                  |
|        |         | W29-U     | Class Room | 1.0 |            |                 |                  |
|        |         | W30-L     | Class Room | 0.1 |            |                 |                  |
|        |         | W30-U     | Class Room | 2.5 |            |                 |                  |
| Ground | R10     | W31-L     | Class Room | 0.0 | <b>6.0</b> | N/A             | N/A              |
|        |         | W31-U     | Class Room | 1.7 |            |                 |                  |
|        |         | W32-L     | Class Room | 0.1 |            |                 |                  |
|        |         | W32-U     | Class Room | 4.1 |            |                 |                  |
| Ground | R11     | W33-L     | Class Room | 0.2 | <b>8.0</b> | N/A             | N/A              |
|        |         | W33-U     | Class Room | 7.8 |            |                 |                  |
| Ground | R12     | W34-L     | Class Room | 0.0 |            |                 |                  |
|        |         | W34-U     | Class Room | 1.4 |            |                 |                  |
|        |         | W35-L     | Class Room | 0.0 |            |                 |                  |

| Floor  | Room ID | Window ID | Room Use   | ADF | TOTAL ADF  | ROOM TOTAL APSH | ROOM WINTER APSH |
|--------|---------|-----------|------------|-----|------------|-----------------|------------------|
|        |         | W35-U     | Class Room | 1.5 | <b>3.0</b> | N/A             | N/A              |
| Ground | R13     | W36-L     | Class Room | 0.1 |            |                 |                  |
|        |         | W36-U     | Class Room | 0.7 |            |                 |                  |
|        |         | W37-L     | Class Room | 0.0 |            |                 |                  |
|        |         | W37-U     | Class Room | 0.8 |            |                 |                  |
|        |         | W38-L     | Class Room | 0.0 |            |                 |                  |
|        |         | W38-U     | Class Room | 0.8 | <b>2.5</b> | N/A             | N/A              |
| Ground | R14     | W39-L     | Class Room | 0.1 |            |                 |                  |
|        |         | W39-U     | Class Room | 0.8 |            |                 |                  |
|        |         | W40-L     | Class Room | 0.1 |            |                 |                  |
|        |         | W40-U     | Class Room | 0.4 |            |                 |                  |
|        |         | W41-L     | Class Room | 0.0 |            |                 |                  |
|        |         | W41-U     | Class Room | 0.5 | <b>1.9</b> | N/A             | N/A              |
| Ground | R15     | W42-L     | Class Room | 0.0 |            |                 |                  |
|        |         | W42-U     | Class Room | 0.7 |            |                 |                  |
|        |         | W43-L     | Class Room | 0.0 |            |                 |                  |
|        |         | W43-U     | Class Room | 0.7 |            |                 |                  |
|        |         | W44-L     | Class Room | 0.0 |            |                 |                  |
|        |         | W44-U     | Class Room | 0.6 | <b>2.0</b> | N/A             | N/A              |
| Ground | R16     | W45-L     | Class Room | 0.0 |            |                 |                  |
|        |         | W45-U     | Class Room | 0.6 |            |                 |                  |
|        |         | W46-L     | Class Room | 0.0 |            |                 |                  |
|        |         | W46-U     | Class Room | 0.6 |            |                 |                  |
|        |         | W47-L     | Class Room | 0.0 |            |                 |                  |
|        |         | W47-U     | Class Room | 0.5 | <b>1.8</b> | N/A             | N/A              |
| Ground | R17     | W48-L     | Class Room | 0.0 |            |                 |                  |
|        |         | W48-U     | Class Room | 2.0 | <b>2.1</b> | 9               | 0                |
| Ground | R18     | W49-L     | Class Room | 0.1 |            |                 |                  |
|        |         | W49-U     | Class Room | 5.6 | <b>5.7</b> | 15              | 4                |
| Ground | R19     | W50-L     | Class Room | 0.1 |            |                 |                  |
|        |         | W50-U     | Class Room | 2.6 | <b>2.7</b> | 19              | 4                |
| Ground | R20     | W01       | Class Room | 0.5 | <b>0.5</b> | 4               | 0                |
| Ground | R21     | W02       | Class Room | 0.5 | <b>0.5</b> | 6               | 0                |
| Ground | R22     | W03-L     | Class Room | 0.0 |            |                 |                  |
|        |         | W03-U     | Class Room | 0.3 | <b>0.3</b> | 9               | 0                |
| First  | R1      | W01-L     | Class Room | 0.0 |            |                 |                  |
|        |         | W01-U     | Class Room | 2.3 |            |                 |                  |
|        |         | W02-L     | Class Room | 0.0 |            |                 |                  |
|        |         | W02-U     | Class Room | 1.0 | <b>3.3</b> | 26              | 6                |
| First  | R2      | W03-L     | Class Room | 0.0 |            |                 |                  |
|        |         | W03-U     | Class Room | 1.0 |            |                 |                  |
|        |         | W04-L     | Class Room | 0.0 |            |                 |                  |
|        |         | W04-U     | Class Room | 0.5 |            |                 |                  |
|        |         | W05-L     | Class Room | 0.0 |            |                 |                  |
|        |         | W05-U     | Class Room | 0.5 |            |                 |                  |
|        |         | W06-L     | Class Room | 0.0 |            |                 |                  |
|        |         | W06-U     | Class Room | 0.5 | <b>2.5</b> | 21              | 2                |
| First  | R3      | W07-L     | Class Room | 0.0 |            |                 |                  |
|        |         | W07-U     | Class Room | 2.5 |            |                 |                  |
|        |         | W08-L     | Class Room | 0.0 |            |                 |                  |
|        |         | W08-U     | Class Room | 1.0 | <b>3.5</b> | 28              | 6                |
| First  | R4      | W09-L     | Class Room | 0.0 |            |                 |                  |
|        |         | W09-U     | Class Room | 1.0 |            |                 |                  |
|        |         | W10-L     | Class Room | 0.0 |            |                 |                  |
|        |         | W10-U     | Class Room | 0.5 |            |                 |                  |
|        |         | W11-L     | Class Room | 0.0 |            |                 |                  |

| Floor | Room ID | Window ID | Room Use   | ADF | TOTAL ADF  | ROOM TOTAL APSH | ROOM WINTER APSH |
|-------|---------|-----------|------------|-----|------------|-----------------|------------------|
|       |         | W11-U     | Class Room | 0.5 | <b>2.6</b> | 22              | 3                |
|       |         | W12-L     | Class Room | 0.0 |            |                 |                  |
|       |         | W12-U     | Class Room | 0.5 |            |                 |                  |
| First | R5      | W13-L     | Class Room | 0.0 | <b>2.2</b> | 22              | 3                |
|       |         | W13-U     | Class Room | 1.2 |            |                 |                  |
|       |         | W14-L     | Class Room | 0.0 |            |                 |                  |
|       |         | W14-U     | Class Room | 1.0 |            |                 |                  |
| First | R6      | W15-L     | Class Room | 0.0 | <b>3.2</b> | 22              | 3                |
|       |         | W15-U     | Class Room | 1.1 |            |                 |                  |
|       |         | W16-L     | Class Room | 0.0 |            |                 |                  |
|       |         | W16-U     | Class Room | 1.0 |            |                 |                  |
|       |         | W17-L     | Class Room | 0.0 |            |                 |                  |
|       |         | W17-U     | Class Room | 1.0 |            |                 |                  |
| First | R7      | W18-L     | Class Room | 0.0 | <b>3.9</b> | 30              | 8                |
|       |         | W18-U     | Class Room | 2.7 |            |                 |                  |
|       |         | W19-L     | Class Room | 0.0 |            |                 |                  |
|       |         | W19-U     | Class Room | 1.1 |            |                 |                  |
| First | R8      | W20-L     | Class Room | 0.0 | <b>3.9</b> | 33              | 10               |
|       |         | W20-U     | Class Room | 1.1 |            |                 |                  |
|       |         | W21-L     | Class Room | 0.0 |            |                 |                  |
|       |         | W21-U     | Class Room | 2.8 |            |                 |                  |
| First | R9      | W22-L     | Class Room | 0.0 | <b>3.6</b> | 29              | 6                |
|       |         | W22-U     | Class Room | 1.2 |            |                 |                  |
|       |         | W23-L     | Class Room | 0.0 |            |                 |                  |
|       |         | W23-U     | Class Room | 1.2 |            |                 |                  |
|       |         | W24-L     | Class Room | 0.0 |            |                 |                  |
|       |         | W24-U     | Class Room | 1.2 |            |                 |                  |
| First | R10     | W25-L     | Class Room | 0.0 | <b>8.9</b> | 84              | 30               |
|       |         | W25-U     | Class Room | 1.2 |            |                 |                  |
|       |         | W26-L     | Class Room | 0.0 |            |                 |                  |
|       |         | W26-U     | Class Room | 3.0 |            |                 |                  |
|       |         | W27-L     | Class Room | 0.0 |            |                 |                  |
|       |         | W27-U     | Class Room | 3.3 |            |                 |                  |
|       |         | W28-L     | Class Room | 0.0 |            |                 |                  |
|       |         | W28-U     | Class Room | 0.7 |            |                 |                  |
|       |         | W29-L     | Class Room | 0.0 |            |                 |                  |
|       |         | W29-U     | Class Room | 0.7 |            |                 |                  |
| First | R11     | W30-L     | Class Room | 0.0 | <b>4.0</b> | 62              | 26               |
|       |         | W30-U     | Class Room | 1.3 |            |                 |                  |
|       |         | W31-L     | Class Room | 0.0 |            |                 |                  |
|       |         | W31-U     | Class Room | 2.7 |            |                 |                  |
| First | R12     | W32-L     | Class Room | 0.0 | <b>2.7</b> | 62              | 26               |
|       |         | W32-U     | Class Room | 1.3 |            |                 |                  |
|       |         | W33-L     | Class Room | 0.0 |            |                 |                  |
|       |         | W33-U     | Class Room | 1.4 |            |                 |                  |
| First | R13     | W34-L     | Class Room | 0.0 | <b>2.7</b> | 62              | 26               |
|       |         | W34-U     | Class Room | 2.7 |            |                 |                  |
| First | R14     | W35-L     | Class Room | 0.0 | <b>9.6</b> | 84              | 30               |
|       |         | W35-U     | Class Room | 1.4 |            |                 |                  |
|       |         | W36-L     | Class Room | 0.0 |            |                 |                  |
|       |         | W36-U     | Class Room | 3.3 |            |                 |                  |
|       |         | W37-L     | Class Room | 0.0 |            |                 |                  |
|       |         | W37-U     | Class Room | 3.5 |            |                 |                  |
|       |         | W38-L     | Class Room | 0.0 |            |                 |                  |
|       |         | W38-U     | Class Room | 1.4 |            |                 |                  |
| First | R15     | W39-L     | Class Room | 0.0 | 1.4        |                 |                  |
|       |         | W39-U     | Class Room | 1.4 |            |                 |                  |
|       |         | W40-L     | Class Room | 0.0 |            |                 |                  |
|       |         | W40-U     | Class Room | 1.4 |            |                 |                  |

| Floor | Room ID | Window ID | Room Use   | ADF | TOTAL ADF  | ROOM TOTAL APSH | ROOM WINTER APSH |
|-------|---------|-----------|------------|-----|------------|-----------------|------------------|
|       |         | W41-L     | Class Room | 0.0 |            |                 |                  |
|       |         | W41-U     | Class Room | 1.5 | <b>4.3</b> | N/A             | N/A              |
| First | R16     | W42-L     | Class Room | 0.0 |            |                 |                  |
|       |         | W42-U     | Class Room | 3.4 |            |                 |                  |
|       |         | W43-L     | Class Room | 0.0 |            |                 |                  |
|       |         | W43-U     | Class Room | 1.4 | <b>4.9</b> | N/A             | N/A              |
| First | R17     | W44-L     | Class Room | 0.0 |            |                 |                  |
|       |         | W44-U     | Class Room | 1.4 |            |                 |                  |
|       |         | W45-L     | Class Room | 0.0 |            |                 |                  |
|       |         | W45-U     | Class Room | 3.6 | <b>5.0</b> | N/A             | N/A              |
| First | R18     | W46-L     | Class Room | 0.0 |            |                 |                  |
|       |         | W46-U     | Class Room | 1.4 |            |                 |                  |
|       |         | W47-L     | Class Room | 0.0 |            |                 |                  |
|       |         | W47-U     | Class Room | 0.7 |            |                 |                  |
|       |         | W48-L     | Class Room | 0.0 |            |                 |                  |
|       |         | W48-U     | Class Room | 0.7 |            |                 |                  |
|       |         | W49-L     | Class Room | 0.0 |            |                 |                  |
|       |         | W49-U     | Class Room | 0.7 | <b>3.6</b> | N/A             | N/A              |
| First | R19     | W50-L     | Class Room | 0.0 |            |                 |                  |
|       |         | W50-U     | Class Room | 1.4 |            |                 |                  |
|       |         | W51-L     | Class Room | 0.0 |            |                 |                  |
|       |         | W51-U     | Class Room | 0.7 |            |                 |                  |
|       |         | W52-L     | Class Room | 0.0 |            |                 |                  |
|       |         | W52-U     | Class Room | 0.7 |            |                 |                  |
|       |         | W53-L     | Class Room | 0.0 |            |                 |                  |
|       |         | W53-U     | Class Room | 0.7 | <b>3.6</b> | N/A             | N/A              |
| First | R20     | W54-L     | Class Room | 0.0 |            |                 |                  |
|       |         | W54-U     | Class Room | 1.4 |            |                 |                  |
|       |         | W55-L     | Class Room | 0.0 |            |                 |                  |
|       |         | W55-U     | Class Room | 1.5 |            |                 |                  |
|       |         | W56-L     | Class Room | 0.0 |            |                 |                  |
|       |         | W56-U     | Class Room | 1.4 | <b>4.3</b> | N/A             | N/A              |
| First | R21     | W57-L     | Class Room | 0.0 |            |                 |                  |
|       |         | W57-U     | Class Room | 0.7 |            |                 |                  |
|       |         | W58-L     | Class Room | 0.0 |            |                 |                  |
|       |         | W58-U     | Class Room | 0.7 |            |                 |                  |
|       |         | W59-L     | Class Room | 0.0 |            |                 |                  |
|       |         | W59-U     | Class Room | 0.7 |            |                 |                  |
|       |         | W60-L     | Class Room | 0.0 |            |                 |                  |
|       |         | W60-U     | Class Room | 1.4 | <b>3.6</b> | N/A             | N/A              |
| First | R22     | W61-L     | Class Room | 0.0 |            |                 |                  |
|       |         | W61-U     | Class Room | 1.4 |            |                 |                  |
|       |         | W62-L     | Class Room | 0.0 |            |                 |                  |
|       |         | W62-U     | Class Room | 3.3 | <b>4.8</b> | N/A             | N/A              |
| First | R23     | W63-L     | Class Room | 0.0 |            |                 |                  |
|       |         | W63-U     | Class Room | 0.8 |            |                 |                  |
|       |         | W64-L     | Class Room | 0.1 |            |                 |                  |
|       |         | W64-U     | Class Room | 0.7 |            |                 |                  |
|       |         | W65-L     | Class Room | 0.0 |            |                 |                  |
|       |         | W65-U     | Class Room | 1.4 | <b>3.1</b> | N/A             | N/A              |
| First | R24     | W66-L     | Class Room | 0.0 |            |                 |                  |
|       |         | W66-U     | Class Room | 0.1 |            |                 |                  |
|       |         | W67-L     | Class Room | 0.0 |            |                 |                  |
|       |         | W67-U     | Class Room | 0.1 |            |                 |                  |
|       |         | W68-L     | Class Room | 0.0 |            |                 |                  |
|       |         | W68-U     | Class Room | 0.1 |            |                 |                  |
|       |         | W69-L     | Class Room | 0.0 |            |                 |                  |
|       |         | W69-U     | Class Room | 0.3 |            |                 |                  |
|       |         | W70-L     | Class Room | 0.0 |            |                 |                  |
|       |         | W70-U     | Class Room | 0.1 |            |                 |                  |
|       |         | W71-L     | Class Room | 0.0 |            |                 |                  |

| Floor | Room ID | Window ID | Room Use   | ADF | TOTAL ADF  | ROOM TOTAL APSH | ROOM WINTER APSH |
|-------|---------|-----------|------------|-----|------------|-----------------|------------------|
|       |         | W71-U     | Class Room | 0.1 |            |                 |                  |
|       |         | W72       | Class Room | 0.1 |            |                 |                  |
|       |         | W73       | Class Room | 0.1 |            |                 |                  |
|       |         | W74       | Class Room | 0.1 |            |                 |                  |
|       |         | W75       | Class Room | 0.1 |            |                 |                  |
|       |         | W76       | Class Room | 0.1 |            |                 |                  |
|       |         | W77       | Class Room | 0.1 |            |                 |                  |
|       |         | W78       | Class Room | 0.1 |            |                 |                  |
|       |         | W79       | Class Room | 0.1 |            |                 |                  |
|       |         | W80       | Class Room | 0.1 |            |                 |                  |
|       |         | W81       | Class Room | 0.1 |            |                 |                  |
|       |         | W82       | Class Room | 0.1 |            |                 |                  |
|       |         | W83       | Class Room | 0.1 |            |                 |                  |
|       |         | W84       | Class Room | 0.0 |            |                 |                  |
|       |         | W85       | Class Room | 0.2 |            |                 |                  |
|       |         | W86       | Class Room | 0.0 |            |                 |                  |
|       |         | W87       | Class Room | 0.0 |            |                 |                  |
|       |         | W88       | Class Room | 0.0 |            |                 |                  |
|       |         | W89       | Class Room | 0.1 |            |                 |                  |
|       |         | W90       | Class Room | 0.2 |            |                 |                  |
|       |         | W101      | Class Room | 0.9 |            |                 |                  |
|       |         | W102      | Class Room | 0.9 |            |                 |                  |
|       |         | W103      | Class Room | 0.9 |            |                 |                  |
|       |         | W104      | Class Room | 0.9 |            |                 |                  |
|       |         | W105      | Class Room | 0.9 |            |                 |                  |
|       |         | W106      | Class Room | 0.9 |            |                 |                  |
|       |         | W91       | Class Room | 0.2 |            |                 |                  |
|       |         | W92       | Class Room | 0.1 |            |                 |                  |
|       |         | W93       | Class Room | 0.0 |            |                 |                  |
|       |         | W94       | Class Room | 0.1 |            |                 |                  |
|       |         | W95       | Class Room | 0.0 |            |                 |                  |
|       |         | W96       | Class Room | 0.0 |            |                 |                  |
|       |         | W97       | Class Room | 0.0 |            |                 |                  |
|       |         | W98       | Class Room | 0.1 |            |                 |                  |
|       |         | W99       | Class Room | 0.1 |            |                 |                  |
|       |         | W100      | Class Room | 0.2 | <b>8.9</b> | 97              | 28               |
| First | R25     | W107-L    | Class Room | 0.0 |            |                 |                  |
|       |         | W107-U    | Class Room | 1.0 |            |                 |                  |
|       |         | W108-L    | Class Room | 0.0 |            |                 |                  |
|       |         | W108-U    | Class Room | 0.8 |            |                 |                  |
|       |         | W109-L    | Class Room | 0.0 |            |                 |                  |
|       |         | W109-U    | Class Room | 1.6 |            |                 |                  |
|       |         | W110-L    | Class Room | 0.0 |            |                 |                  |
|       |         | W110-U    | Class Room | 1.4 | <b>4.9</b> | 21              | 6                |
| First | R26     | W111-L    | Class Room | 0.0 |            |                 |                  |
|       |         | W111-U    | Class Room | 1.0 |            |                 |                  |
|       |         | W112-L    | Class Room | 0.0 |            |                 |                  |
|       |         | W112-U    | Class Room | 1.0 |            |                 |                  |
|       |         | W113-L    | Class Room | 0.0 |            |                 |                  |
|       |         | W113-U    | Class Room | 0.5 |            |                 |                  |
|       |         | W114-L    | Class Room | 0.0 |            |                 |                  |
|       |         | W114-U    | Class Room | 0.5 |            |                 |                  |
|       |         | W115-L    | Class Room | 0.0 |            |                 |                  |
|       |         | W115-U    | Class Room | 0.5 |            |                 |                  |
|       |         | W116-L    | Class Room | 0.0 |            |                 |                  |
|       |         | W116-U    | Class Room | 1.0 |            |                 |                  |
|       |         | W117-L    | Class Room | 0.0 |            |                 |                  |
|       |         | W117-U    | Class Room | 1.0 | <b>5.6</b> | 18              | 2                |
| First | R27     | W118      | Class Room | 0.3 |            |                 |                  |
|       |         | W119      | Class Room | 0.4 |            |                 |                  |
|       |         | W120      | Class Room | 0.5 | <b>1.2</b> | 23              | 0                |
| First | R28     | W121      | Class Room | 0.5 |            |                 |                  |
|       |         | W122      | Class Room | 0.5 |            |                 |                  |
|       |         | W123      | Class Room | 0.5 | <b>1.5</b> | 26              | 0                |
| First | R29     | W124      | Class Room | 0.3 |            |                 |                  |

| Floor  | Room ID | Window ID | Room Use   | ADF | TOTAL ADF  | ROOM TOTAL APSH | ROOM WINTER APSH |
|--------|---------|-----------|------------|-----|------------|-----------------|------------------|
|        |         | W125      | Class Room | 0.3 |            |                 |                  |
|        |         | W126      | Class Room | 0.3 |            |                 |                  |
|        |         | W127      | Class Room | 0.2 |            |                 |                  |
|        |         | W128      | Class Room | 0.2 | <b>1.3</b> | N/A             | N/A              |
| Second | R1      | W01-L     | Class Room | 0.0 |            |                 |                  |
|        |         | W01-U     | Class Room | 1.6 | <b>1.6</b> | N/A             | N/A              |
| Second | R2      | W02-L     | Class Room | 0.0 |            |                 |                  |
|        |         | W02-U     | Class Room | 0.3 |            |                 |                  |
|        |         | W03-L     | Class Room | 0.0 |            |                 |                  |
|        |         | W03-U     | Class Room | 0.6 |            |                 |                  |
|        |         | W04-L     | Class Room | 0.0 |            |                 |                  |
|        |         | W04-U     | Class Room | 0.6 |            |                 |                  |
|        |         | W05-L     | Class Room | 0.0 |            |                 |                  |
|        |         | W05-U     | Class Room | 0.3 |            |                 |                  |
|        |         | W06-L     | Class Room | 0.0 |            |                 |                  |
|        |         | W06-U     | Class Room | 0.3 |            |                 |                  |
|        |         | W07-L     | Class Room | 0.0 |            |                 |                  |
|        |         | W07-U     | Class Room | 0.3 | <b>2.6</b> | N/A             | N/A              |
| Second | R3      | W08-L     | Class Room | 0.0 |            |                 |                  |
|        |         | W08-U     | Class Room | 1.8 |            |                 |                  |
|        |         | W09-L     | Class Room | 0.0 |            |                 |                  |
|        |         | W09-U     | Class Room | 0.7 |            |                 |                  |
|        |         | W10-L     | Class Room | 0.0 |            |                 |                  |
|        |         | W10-U     | Class Room | 0.7 |            |                 |                  |
|        |         | W11-L     | Class Room | 0.0 |            |                 |                  |
|        |         | W11-U     | Class Room | 1.8 | <b>5.1</b> | N/A             | N/A              |
| Second | R4      | W12-L     | Class Room | 0.0 |            |                 |                  |
|        |         | W12-U     | Class Room | 0.9 |            |                 |                  |
|        |         | W13-L     | Class Room | 0.0 |            |                 |                  |
|        |         | W13-U     | Class Room | 0.8 |            |                 |                  |
|        |         | W14-L     | Class Room | 0.0 |            |                 |                  |
|        |         | W14-U     | Class Room | 0.8 |            |                 |                  |
|        |         | W15-L     | Class Room | 0.0 |            |                 |                  |
|        |         | W15-U     | Class Room | 0.8 | <b>3.2</b> | N/A             | N/A              |
| Second | R5      | W16-L     | Class Room | 0.0 |            |                 |                  |
|        |         | W16-U     | Class Room | 0.8 |            |                 |                  |
|        |         | W17-L     | Class Room | 0.0 |            |                 |                  |
|        |         | W17-U     | Class Room | 2.0 |            |                 |                  |
|        |         | W18-L     | Class Room | 0.0 |            |                 |                  |
|        |         | W18-U     | Class Room | 0.9 | <b>3.8</b> | N/A             | N/A              |
| Second | R6      | W19-L     | Class Room | 0.0 |            |                 |                  |
|        |         | W19-U     | Class Room | 0.9 |            |                 |                  |
|        |         | W20-L     | Class Room | 0.0 |            |                 |                  |
|        |         | W20-U     | Class Room | 0.5 |            |                 |                  |
|        |         | W21-L     | Class Room | 0.0 |            |                 |                  |
|        |         | W21-U     | Class Room | 0.5 |            |                 |                  |
|        |         | W22-L     | Class Room | 0.0 |            |                 |                  |
|        |         | W22-U     | Class Room | 0.9 | <b>2.7</b> | N/A             | N/A              |
| Second | R7      | W23-L     | Class Room | 0.0 |            |                 |                  |
|        |         | W23-U     | Class Room | 1.7 |            |                 |                  |
|        |         | W24-L     | Class Room | 0.0 |            |                 |                  |
|        |         | W24-U     | Class Room | 0.9 |            |                 |                  |
|        |         | W25-L     | Class Room | 0.0 |            |                 |                  |
|        |         | W25-U     | Class Room | 0.5 |            |                 |                  |
|        |         | W26-L     | Class Room | 0.0 |            |                 |                  |
|        |         | W26-U     | Class Room | 0.5 |            |                 |                  |
|        |         | W27-L     | Class Room | 0.0 |            |                 |                  |
|        |         | W27-U     | Class Room | 0.5 |            |                 |                  |
|        |         | W28-L     | Class Room | 0.0 |            |                 |                  |
|        |         | W28-U     | Class Room | 2.4 |            |                 |                  |
|        |         | W29-L     | Class Room | 0.0 |            |                 |                  |
|        |         | W29-U     | Class Room | 0.5 |            |                 |                  |
|        |         | W30-L     | Class Room | 0.0 |            |                 |                  |



| Floor  | Room ID | Window ID | Room Use   | ADF | TOTAL ADF  | ROOM TOTAL APSH | ROOM WINTER APSH |
|--------|---------|-----------|------------|-----|------------|-----------------|------------------|
|        |         | W30-U     | Class Room | 0.5 | <b>7.6</b> | 85              | 30               |
| Second | R8      | W31-L     | Class Room | 0.0 |            |                 |                  |
|        |         | W31-U     | Class Room | 0.5 |            |                 |                  |
|        |         | W32-L     | Class Room | 0.0 |            |                 |                  |
|        |         | W32-U     | Class Room | 1.0 |            |                 |                  |
|        |         | W33-L     | Class Room | 0.0 |            |                 |                  |
|        |         | W33-U     | Class Room | 1.0 |            |                 |                  |
|        |         | W34-L     | Class Room | 0.0 |            |                 |                  |
|        |         | W34-U     | Class Room | 1.0 | <b>3.4</b> | 62              | 26               |
| Second | R9      | W35-L     | Class Room | 0.0 |            |                 |                  |
|        |         | W35-U     | Class Room | 1.3 |            |                 |                  |
|        |         | W36-L     | Class Room | 0.0 |            |                 |                  |
|        |         | W36-U     | Class Room | 1.0 |            |                 |                  |
|        |         | W37-L     | Class Room | 0.0 |            |                 |                  |
|        |         | W37-U     | Class Room | 0.5 |            |                 |                  |
|        |         | W38-L     | Class Room | 0.0 |            |                 |                  |
|        |         | W38-U     | Class Room | 0.5 |            |                 |                  |
|        |         | W39-L     | Class Room | 0.0 |            |                 |                  |
|        |         | W39-U     | Class Room | 0.5 |            |                 |                  |
|        |         | W40-L     | Class Room | 0.0 |            |                 |                  |
|        |         | W40-U     | Class Room | 0.6 |            |                 |                  |
|        |         | W41-L     | Class Room | 0.0 |            |                 |                  |
|        |         | W41-U     | Class Room | 0.5 |            |                 |                  |
|        |         | W42-L     | Class Room | 0.0 |            |                 |                  |
|        |         | W42-U     | Class Room | 0.5 |            |                 |                  |
|        |         | W43-L     | Class Room | 0.0 |            |                 |                  |
|        |         | W43-U     | Class Room | 1.2 | <b>6.5</b> | 84              | 30               |
| Second | R10     | W44-L     | Class Room | 0.0 |            |                 |                  |
|        |         | W44-U     | Class Room | 1.2 |            |                 |                  |
|        |         | W45-L     | Class Room | 0.0 |            |                 |                  |
|        |         | W45-U     | Class Room | 1.0 |            |                 |                  |
|        |         | W46-L     | Class Room | 0.0 |            |                 |                  |
|        |         | W46-U     | Class Room | 0.5 |            |                 |                  |
|        |         | W47-L     | Class Room | 0.0 |            |                 |                  |
|        |         | W47-U     | Class Room | 0.5 | <b>3.3</b> | N/A             | N/A              |
| Second | R11     | W48-L     | Class Room | 0.0 |            |                 |                  |
|        |         | W48-U     | Class Room | 0.5 |            |                 |                  |
|        |         | W49-L     | Class Room | 0.0 |            |                 |                  |
|        |         | W49-U     | Class Room | 1.0 |            |                 |                  |
|        |         | W50-L     | Class Room | 0.0 |            |                 |                  |
|        |         | W50-U     | Class Room | 1.0 |            |                 |                  |
|        |         | W51-L     | Class Room | 0.0 |            |                 |                  |
|        |         | W51-U     | Class Room | 2.5 | <b>5.1</b> | N/A             | N/A              |
| Second | R12     | W52-L     | Class Room | 0.0 |            |                 |                  |
|        |         | W52-U     | Class Room | 1.4 |            |                 |                  |
|        |         | W53-L     | Class Room | 0.0 |            |                 |                  |
|        |         | W53-U     | Class Room | 0.7 |            |                 |                  |
|        |         | W54-L     | Class Room | 0.0 |            |                 |                  |
|        |         | W54-U     | Class Room | 0.7 | <b>2.9</b> | N/A             | N/A              |
| Second | R13     | W55-L     | Class Room | 0.0 |            |                 |                  |
|        |         | W55-U     | Class Room | 3.4 | <b>3.5</b> | N/A             | N/A              |
| Second | R14     | W56-L     | Class Room | 0.0 |            |                 |                  |
|        |         | W56-U     | Class Room | 1.4 |            |                 |                  |
|        |         | W57-L     | Class Room | 0.0 |            |                 |                  |
|        |         | W57-U     | Class Room | 1.4 | <b>2.9</b> | N/A             | N/A              |
| Second | R15     | W58-L     | Class Room | 0.0 |            |                 |                  |
|        |         | W58-U     | Class Room | 0.7 |            |                 |                  |
|        |         | W59-L     | Class Room | 0.0 |            |                 |                  |
|        |         | W59-U     | Class Room | 0.7 |            |                 |                  |
|        |         | W60-L     | Class Room | 0.0 |            |                 |                  |
|        |         | W60-U     | Class Room | 0.7 | <b>2.2</b> | N/A             | N/A              |

| Floor  | Room ID | Window ID | Room Use   | ADF | TOTAL ADF | ROOM TOTAL APSH | ROOM WINTER APSH |
|--------|---------|-----------|------------|-----|-----------|-----------------|------------------|
| Second | R16     | W61-L     | Class Room | 0.0 | 2.9       | N/A             | N/A              |
|        |         | W61-U     | Class Room | 1.4 |           |                 |                  |
|        |         | W62-L     | Class Room | 0.0 |           |                 |                  |
|        |         | W62-U     | Class Room | 0.7 |           |                 |                  |
|        |         | W63-L     | Class Room | 0.0 |           |                 |                  |
|        |         | W63-U     | Class Room | 0.7 |           |                 |                  |
| Second | R17     | W64-L     | Class Room | 0.0 | 2.5       | N/A             | N/A              |
|        |         | W64-U     | Class Room | 0.7 |           |                 |                  |
|        |         | W65-L     | Class Room | 0.0 |           |                 |                  |
|        |         | W65-U     | Class Room | 0.6 |           |                 |                  |
|        |         | W66-L     | Class Room | 0.0 |           |                 |                  |
|        |         | W66-U     | Class Room | 1.2 |           |                 |                  |
| Second | R18     | W69       | Class Room | 1.0 | 8.2       | 63              | 6                |
|        |         | W70       | Class Room | 1.2 |           |                 |                  |
|        |         | W71       | Class Room | 1.1 |           |                 |                  |
|        |         | W72       | Class Room | 1.0 |           |                 |                  |
|        |         | W73       | Class Room | 0.8 |           |                 |                  |
|        |         | W74       | Class Room | 1.0 |           |                 |                  |
|        |         | W67       | Class Room | 1.2 |           |                 |                  |
|        |         | W68       | Class Room | 1.0 |           |                 |                  |
| Second | R19     | W75       | Class Room | 1.2 | 12.8      | 74              | 16               |
|        |         | W76       | Class Room | 1.4 |           |                 |                  |
|        |         | W77       | Class Room | 1.4 |           |                 |                  |
|        |         | W78       | Class Room | 1.3 |           |                 |                  |
|        |         | W79       | Class Room | 1.3 |           |                 |                  |
|        |         | W80       | Class Room | 1.4 |           |                 |                  |
|        |         | W81       | Class Room | 1.4 |           |                 |                  |
|        |         | W82       | Class Room | 1.2 |           |                 |                  |
|        |         | W83       | Class Room | 0.3 |           |                 |                  |
|        |         | W84       | Class Room | 0.4 |           |                 |                  |
|        |         | W85-L     | Class Room | 0.0 |           |                 |                  |
|        |         | W85-U     | Class Room | 0.3 |           |                 |                  |
|        |         | W86       | Class Room | 0.4 |           |                 |                  |
|        |         | W87       | Class Room | 0.4 |           |                 |                  |
|        |         | W88       | Class Room | 0.4 |           |                 |                  |
| Second | R20     | W89       | Class Room | 0.7 | 1.4       | N/A             | N/A              |
|        |         | W90       | Class Room | 0.7 |           |                 |                  |
| Second | R21     | W91       | Class Room | 0.7 | 2.1       | N/A             | N/A              |
|        |         | W92       | Class Room | 0.7 |           |                 |                  |
|        |         | W93       | Class Room | 0.7 |           |                 |                  |
| Second | R22     | W94       | Class Room | 0.8 | 1.6       | 33              | 23               |
|        |         | W95       | Class Room | 0.8 |           |                 |                  |
| Second | R23     | W96       | Class Room | 1.1 | 1.1       | 31              | 21               |



# Appendix 3

**Façade studies for outline scheme**

**Title**  
 Daylight and Sunlight Potential  
 View V1



Fig. 1: Annual Probable Sunlight Hours - Total

Fig. 2: Annual Probable Sunlight Hours - Winter



Fig. 3: Vertical Sky Component

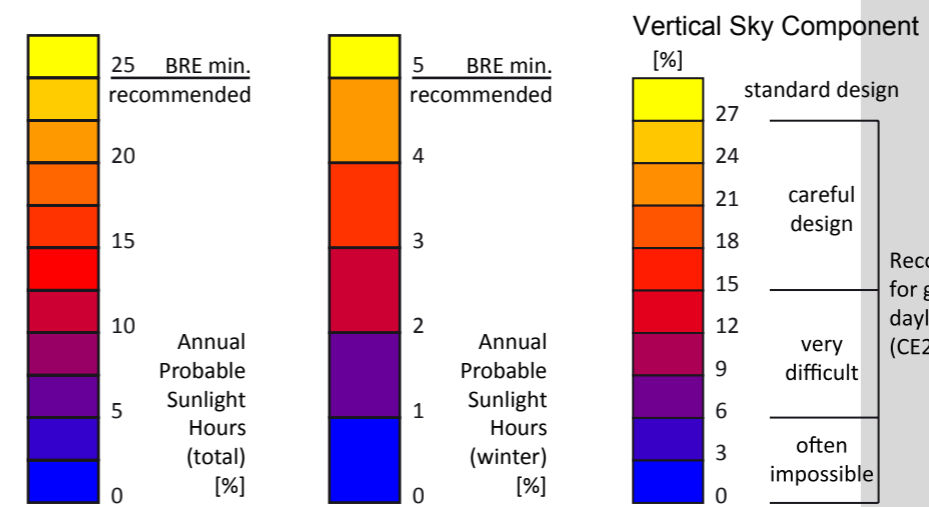


Fig. 4: Site Plan

**Title**  
 Daylight and Sunlight Potential  
 View V2



Fig. 5: Annual Probable Sunlight Hours - Total



Fig. 6: Annual Probable Sunlight Hours - Winter



Fig. 7: Vertical Sky Component

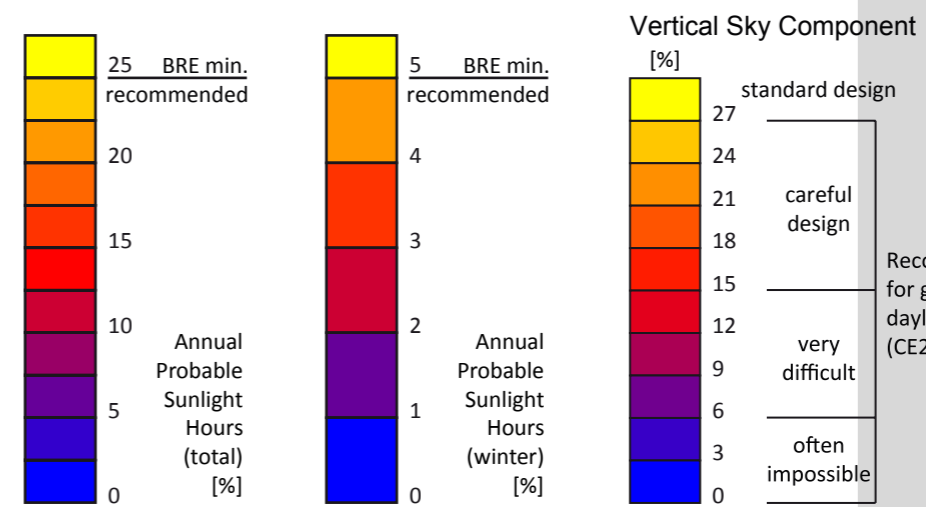


Fig. 8: Site Plan

|             |                     |         |    |
|-------------|---------------------|---------|----|
| Project     | Stag Brewery London |         |    |
| Reference   | 2201_FA05           |         |    |
| Drawn       | VL                  | Checked | JB |
| Date        | 9/2/2018            | Rel no. | 01 |
| Drawing no. | 2201_FA05-2         |         |    |

**Title**

Daylight and Sunlight Potential  
 View V3



Fig. 9: Annual Probable Sunlight Hours - Total



Fig. 10: Annual Probable Sunlight Hours - Winter



Fig. 11: Vertical Sky Component

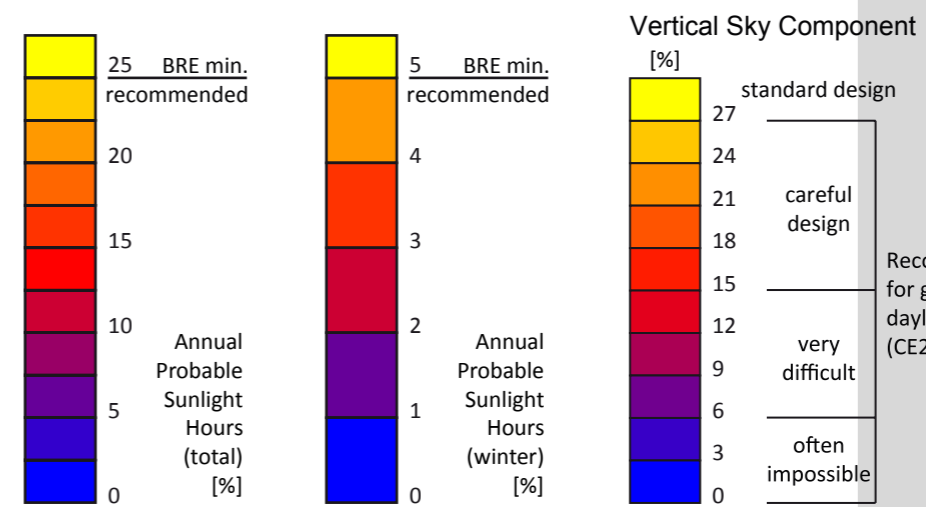


Fig. 12: Site Plan

Project Stag Brewery  
 London

Reference 2201\_FA05

Drawn VL Checked JB

Date 9/2/2018 Rel no. 01

Drawing no. 2201\_FA05-3

**Title**  
 Daylight and Sunlight Potential  
 View V4



Fig. 13: Annual Probable Sunlight Hours - Total



Fig. 14: Annual Probable Sunlight Hours - Winter

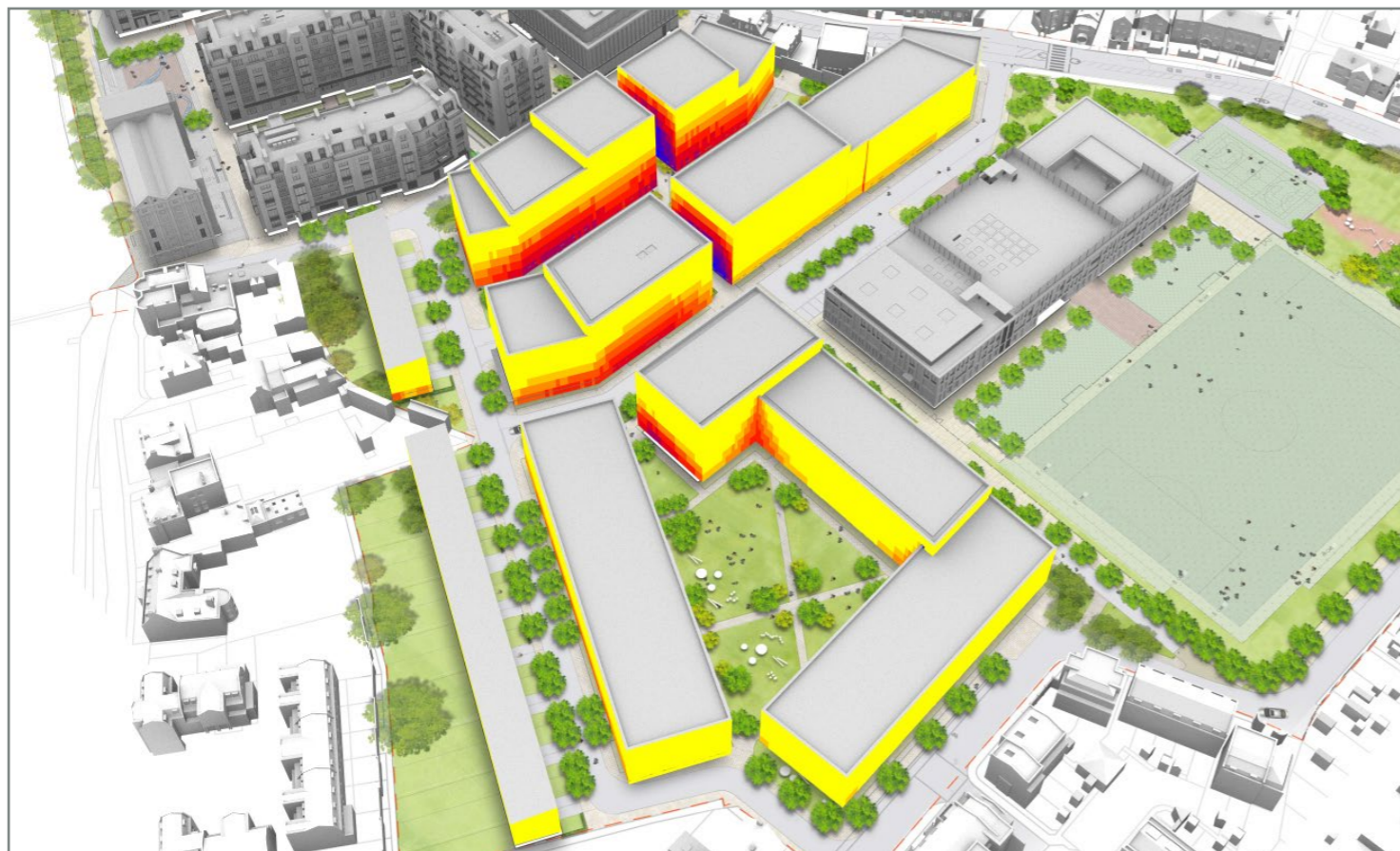


Fig. 15: Vertical Sky Component

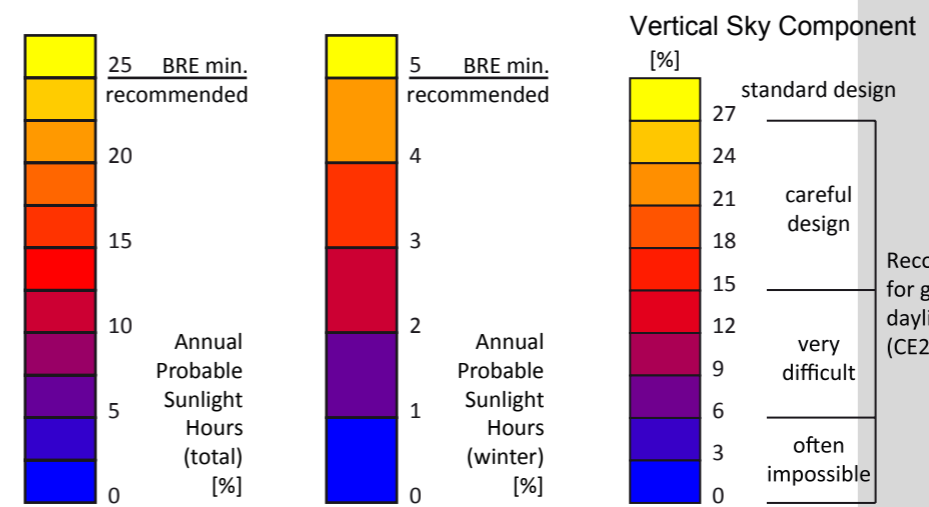


Fig. 16: Site Plan

|             |                     |         |    |
|-------------|---------------------|---------|----|
| Project     | Stag Brewery London |         |    |
| Reference   | 2201_FA05           |         |    |
| Drawn       | VL                  | Checked | JB |
| Date        | 9/2/2018            | Rel no. | 01 |
| Drawing no. | 2201_FA05-4         |         |    |



# Appendix 4

**Sunlight Amenity within the proposal**



Sources of information

See SOI summary sheet



**BRE's Sun-on-ground**  
 Area seing at least two hours of sunlight

YES

NO

Day: 21st March  
 Latitude: 51.4°N  
 Effective day length: 10 hours  
 \*Min solar angle 10°  
 (BR209 3.3.8)

| Zone Name | Area (m2) | Sunlit Area* [%] |
|-----------|-----------|------------------|
| 1         | 943.4     | 60.9             |
| 2         | 602.7     | 77.7             |
| 3         | 1,005.9   | 91.1             |
| 4         | 2,243.9   | 94.4             |
| 5         | 853.4     | 48.8             |
| 6         | 1,159.4   | 37.1             |
| 7         | 523.2     | 55.9             |
| 8         | 486.6     | 9.3              |
| 9         | 805.2     | 53.5             |
| 10        | 1,698.8   | 42.7             |
| 11        | 391.5     | 95.0             |
| 12        | 1,070.6   | 71.1             |
| 13        | 1,610.6   | 50.3             |
| 14        | 981.3     | 100.0            |
| 1P2       | 2,447.7   | 79.7             |
| 2P2       | 1,001.3   | 40.4             |
| 3P2       | 2,669.8   | 50.3             |
| 4P2       | 18,055.0  | 100.0            |
| 5P2       | 2,381.5   | 46.1             |
| 6P2       | 1,003.8   | 60.1             |

\*Sunlit Area = Area receiving at least 2hrs. of sunlight on 21st March



**Sunlight Exposure**  
 Sunlight hours

2.0+

1.6

1.2

0.8

0.4

0.0

Day: 21st March  
 Latitude: 51.4°N  
 Effective day length: 10 hours  
 \*Min solar angle 10°  
 (BR209 3.3.8)



Project The Stag Brewery  
 SW14 7ET  
 London

Title Sunlight Amenity Assessment  
 Proposed Internal Spaces

Drawn VL Checked DB

Date 18/01/2018 Rel no. SA04

Drawing no. 2201-SA-04