







rev	details	by	ldate
D01	Issue for Information	RJ	24.11.2017
D02	Issue for Planning	RJ	25.01.2018
D03	Issue for Planning	RJ	09.02.2018

Notes

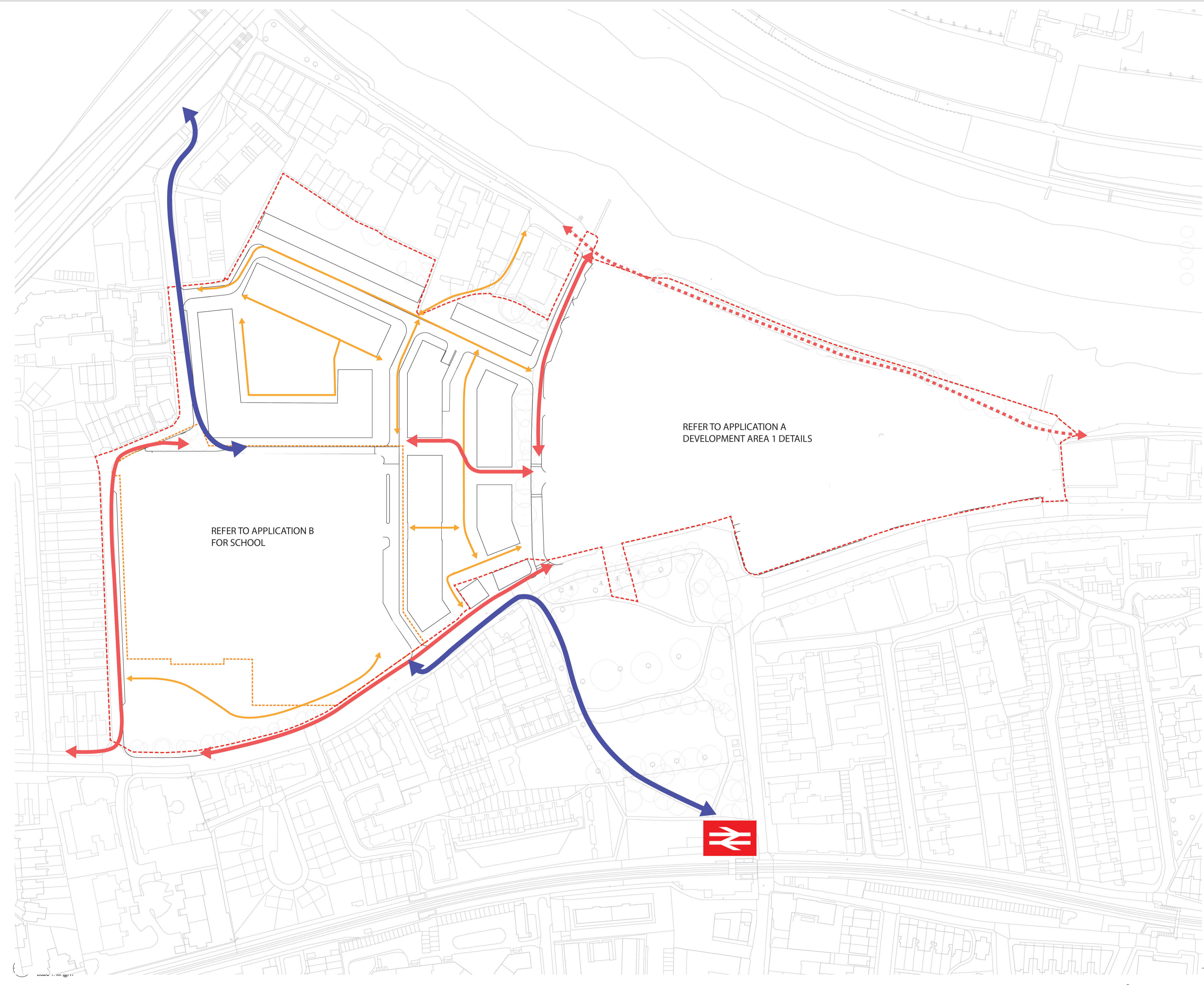
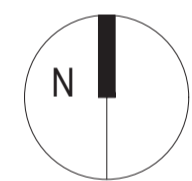
1.0 Do not scale from drawing, use figured dimensions only
1.1 All dimensions to be checked onsite
1.2 This drawing to be read in conjunction with all other Gillespies drawings and specifications

- LEGEND**
-  Primary (Quiet Route)
 -  Secondary
 -  Tertiary
 -  Towpath
 -  Site Application Boundary
 -  School Application Boundary

Note:

1. In the event that building positions move within the limits of deviation set out in the parameter plans, the landscape zones will be adjusted to match any deviation from the current layout.

2. Please refer to Squires and Partners Drawing 16019_C645_Z2_P_PR_001 to 16019_C645_Z2_P_



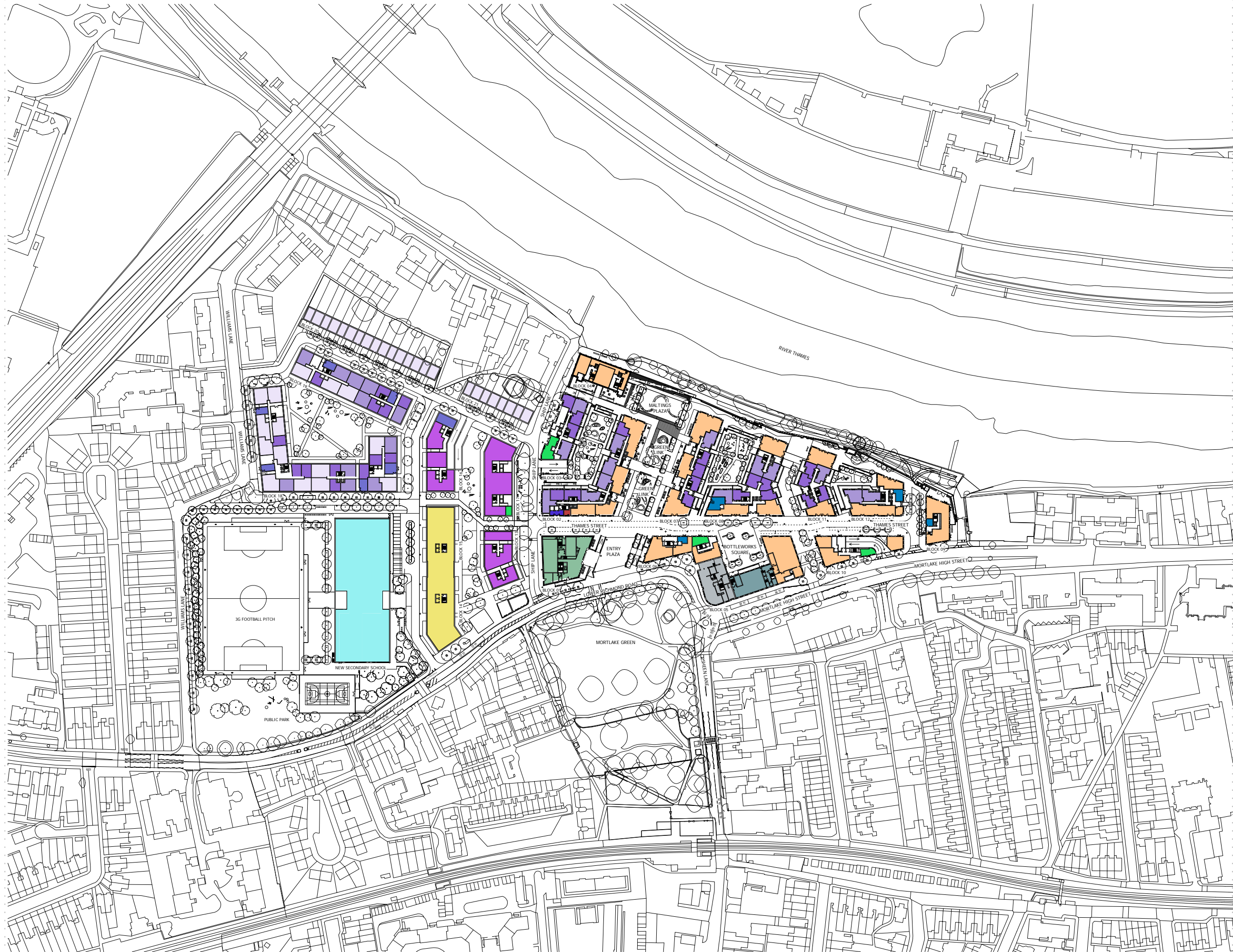
Project title
STAG BREWERY

Drawing title
Proposed Outline Application Circulation Plan - Pedestrian

DESIGN	Drawing status	Scale	Drawn
	1:1000 @ A1	24.11.2017	RJ
	Date	Checked	RC
	Drawing number	Revision	
P10736-00-001 - 126		D03	

Client
DARTMOUTH CAPITAL
Alameda House, 90-100 Sydney Street, London E9 3JH
P: 0207 629 0209






NOTES:
DO NOT SCALE FROM THIS DRAWING. ALL DIMENSIONS TO BE CHECKED ON SITE. ALL OMISSIONS AND DISCREPANCIES TO BE REPORTED TO THE ARCHITECT IMMEDIATELY.

ALL RIGHTS RESERVED. THIS WORK IS COPYRIGHT AND CANNOT BE REPRODUCED OR COPIED OR MODIFIED IN ANY FORM OR BY ANY MEANS, GRAPHIC ELECTRONIC OR MECHANICAL, INCLUDING PHOTOCOPIING WITHOUT THE WRITTEN PERMISSION OF SQUIRE AND PARTNERS ARCHITECTS.



- 1 BED
- 1 BED (L)
- 1 BED (S)
- 2 BED
- 2 BED (L)
- 2 BED (M)
- 3 BED
- 3 BED (H)
- 4 BED
- 4 BED (H)
- ASSISTED LIVING
- CARE HOME
- CINEMA
- CORE
- FLEXIBLE USE
- GAS METER ROOM
- HOTEL
- OFFICE
- PLANT
- REFUSE
- REFUSE STORE
- RESTAURANT/BAR
- SCHOOL
- SUBSTATION



PLANNING APPLICATION	12/02/18	BJ
Revision description	Date	Check Rev

SQUIRE & PARTNERS

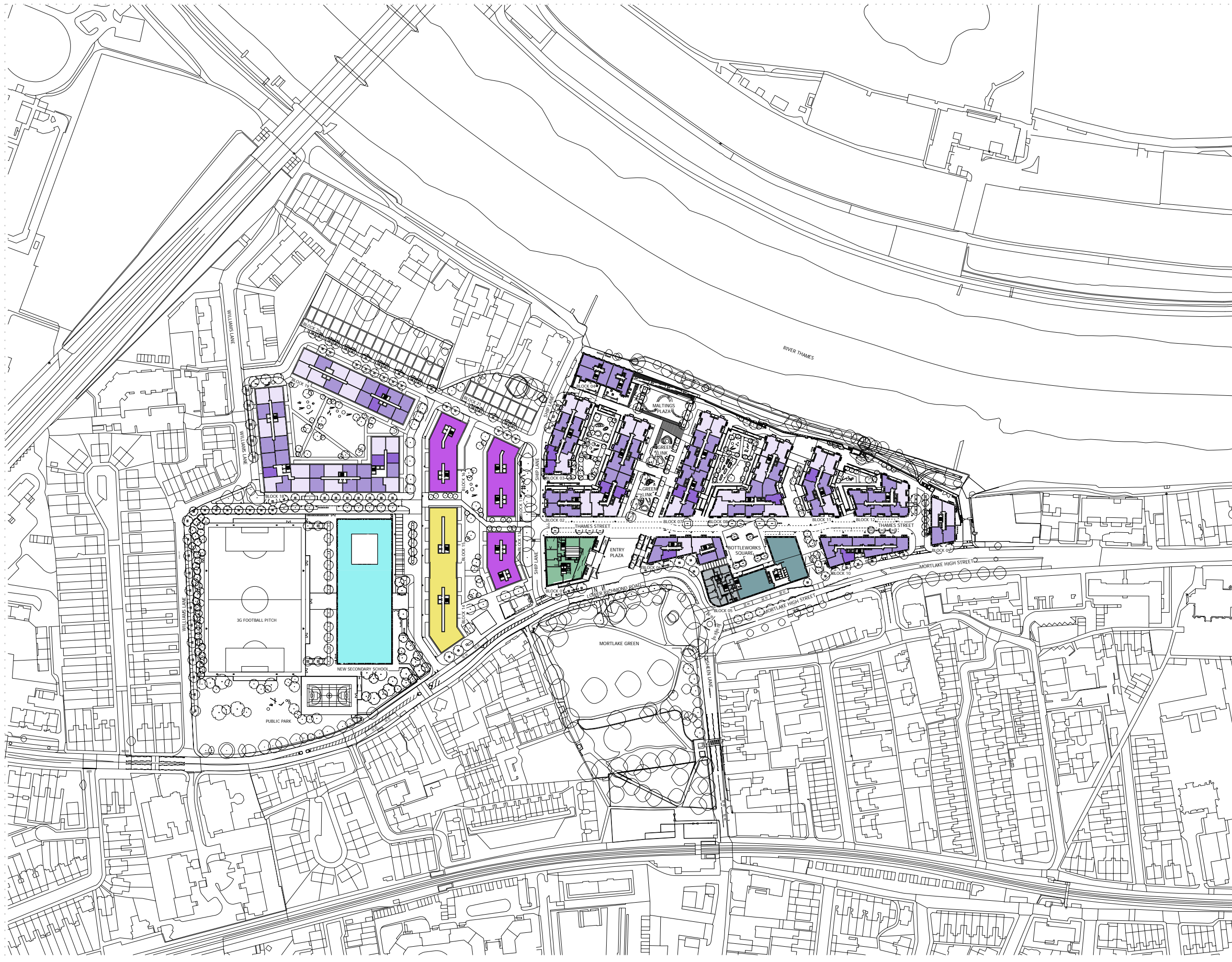
The Department Store
248 Ferndale Road London SW9 8FR
T: 020 7278 5555 F: 020 7239 0495

info@squireandpartners.com
www.squireandpartners.com

Project
Stag Brewery
Richmond

Drawing
PROPOSED MASTERPLAN
GROUND FLOOR LEVEL


Drawn	Date	Scale
TC	18/01/18	1:1250 @ A1 1:2500 @ A3
Job Number	Drawing number	Revision
16019	C645_MP_P_00_001	-



NOTES:
 DO NOT SCALE FROM THIS DRAWING. ALL DIMENSIONS TO BE CHECKED ON SITE. ALL OMISSIONS AND DISCREPANCIES TO BE REPORTED TO THE ARCHITECT IMMEDIATELY.
 ALL RIGHTS RESERVED. THIS WORK IS COPYRIGHT AND CANNOT BE REPRODUCED OR COPIED OR MODIFIED IN ANY FORM OR BY ANY MEANS, GRAPHIC ELECTRONIC OR MECHANICAL, INCLUDING PHOTOCOPYING WITHOUT THE WRITTEN PERMISSION OF SQUIRE AND PARTNERS ARCHITECTS.



- 1 BED
- 1 BED (L)
- 1 BED (S)
- 2 BED
- 2 BED (L)
- 2 BED (M)
- 2 BED (S)
- 3 BED
- 3 BED (L)
- 3 BED (S)
- 4 BED (7P)
- ASSISTED LIVING
- CARE HOME
- CINEMA
- CORE
- HOTEL
- KE
- OFFICE
- PLANT
- SCHOOL



PLANNING APPLICATION	12/02/18	BJ
Revision description	Date	Check Rev

SQUIRE & PARTNERS

The Department Store
 248 Ferndale Road London SW9 8FR
 T: 020 7278 5555 F: 020 7239 0495

info@squireandpartners.com
 www.squireandpartners.com

Project
Stag Brewery
 Richmond

PROPOSED MASTERPLAN TYPICAL FLOOR LEVEL

Drawn	Date	Scale
TC	18/01/18	1:1250 @ A1 1:2500 @ A3
Job Number	Drawing number	Revision
16019	C645_MP_P_TY_001	-