


Hard Landscape Precedent Images



Small block setts




Muga - Pitch Treatment



3G Pitch Treatment



Resin Bound Aggregate



Artificial Stone Flag Paving



Hot Rolled Asphalt




High Quality Pre-Cast



Feature Mix Stone Paving



High Quality Stone Paving



High Quality Stone Paving

5.8 Street Furniture Strategy

The selection of materials and finishes reflects this approach of improving quality of the public landscape and school design, and is intended to integrate the school site into the broader context of overall site as well as Mortlake.

Subtle changes of materials and patterns will be used to differentiate use areas and functions between public and private, vehicle and pedestrian and to define different character to special areas. Materials are selected for durability and functionality as well as appearance. Where feasible, materials will utilise recycled and recyclable materials and techniques and minimise energy and resource use throughout their life cycle.

- Concrete/timber benches
- Resin bound gravel tree pit
- Bins
- ▤ Bollards
- ▤ Cycle stands (42 stands)
- - - School Application Boundary
- - - Site Ownership Boundary



Street Furniture Interim



Street Furniture Final