



AECOM
St. George's House
2nd Floor
5 St. George's Road
Wimbledon
Greater London
SW19 4DR

Attention: Gary Marshall

PRELIMINARY/INTERIM REPORT

Date: 09 September 2015
Customer: H_URS_WIM
Sample Delivery Group (SDG): 150828-44
Your Reference:
Location: Stag Brewery
Report No: 329060

We received 4 samples on Friday August 28, 2015 and 4 of these samples were scheduled for analysis which was completed on Wednesday September 09, 2015. Accredited laboratory tests are defined within the report, but opinions, interpretations and on-site data expressed herein are outside the scope of ISO 17025 accreditation.

Should this report require incorporation into client reports, it must be used in its entirety and not simply with the data sections alone.

All chemical testing (unless subcontracted) is performed at ALcontrol Hawarden Laboratories.

This is a preliminary report which has not had final authorisation.

Approved By:



SDG: 150828-44
Job: H_URS_WIM-273
Client Reference:

Location: Stag Brewery
Customer: AECOM
Attention: Gary Marshall

Order Number:
Report Number: 329060
Superseded Report:

Received Sample Overview

Lab Sample No(s)	Customer Sample Ref.	AGS Ref.	Depth (m)	Sampled Date
11977692	BH210		0.80	26/08/2015
11977693	BH210		2.20 - 2.80	26/08/2015
11977694	BH211		0.70	26/08/2015
11977695	BH211		2.20	26/08/2015

Only received samples which have had analysis scheduled will be shown on the following pages.



SDG: 150828-44
 Job: H_URS_WIM-273
 Client Reference:

Location: Stag Brewery
 Customer: AECOM
 Attention: Gary Marshall

Order Number:
 Report Number: 329060
 Superseded Report:

SOLID Results Legend <input checked="" type="checkbox"/> Test <input checked="" type="checkbox"/> No Determination Possible	Lab Sample No(s)	11977692	11977693	11977694	11977695	
	Customer Sample Reference	BH210	BH210	BH211	BH211	
	AGS Reference					
	Depth (m)	0.80	2.20 - 2.80	0.70	2.20	
	Container	250g Amber Jar (AL 400g Tub (ALE214) 60g VOC (ALE215) 250g Amber Jar (AL 400g Tub (ALE214) 60g VOC (ALE215)	250g Amber Jar (AL 400g Tub (ALE214) 60g VOC (ALE215) 250g Amber Jar (AL 400g Tub (ALE214) 60g VOC (ALE215)	250g Amber Jar (AL 400g Tub (ALE214) 60g VOC (ALE215) 250g Amber Jar (AL 400g Tub (ALE214) 60g VOC (ALE215)	250g Amber Jar (AL 400g Tub (ALE214) 60g VOC (ALE215) 250g Amber Jar (AL 400g Tub (ALE214) 60g VOC (ALE215)	
Ammonium Soil by Titration	All	NDPs: 0 Tests: 4	<input checked="" type="checkbox"/>	<input checked="" type="checkbox"/>	<input checked="" type="checkbox"/>	<input checked="" type="checkbox"/>
Asbestos ID in Solid Samples	All	NDPs: 0 Tests: 2	<input checked="" type="checkbox"/>		<input checked="" type="checkbox"/>	
Asbestos Quant. - Waste Limit	All	NDPs: 0 Tests: 1	<input checked="" type="checkbox"/>			
Easily Liberated Sulphide	All	NDPs: 0 Tests: 4	<input checked="" type="checkbox"/>	<input checked="" type="checkbox"/>	<input checked="" type="checkbox"/>	<input checked="" type="checkbox"/>
EPH CWG (Aliphatic) GC (S)	All	NDPs: 0 Tests: 4	<input checked="" type="checkbox"/>	<input checked="" type="checkbox"/>	<input checked="" type="checkbox"/>	<input checked="" type="checkbox"/>
EPH CWG (Aromatic) GC (S)	All	NDPs: 0 Tests: 4	<input checked="" type="checkbox"/>	<input checked="" type="checkbox"/>	<input checked="" type="checkbox"/>	<input checked="" type="checkbox"/>
GRO by GC-FID (S)	All	NDPs: 0 Tests: 4		<input checked="" type="checkbox"/>	<input checked="" type="checkbox"/>	<input checked="" type="checkbox"/>
Hexavalent Chromium (s)	All	NDPs: 0 Tests: 4	<input checked="" type="checkbox"/>	<input checked="" type="checkbox"/>	<input checked="" type="checkbox"/>	<input checked="" type="checkbox"/>
Metals in solid samples by OES	All	NDPs: 0 Tests: 4	<input checked="" type="checkbox"/>	<input checked="" type="checkbox"/>	<input checked="" type="checkbox"/>	<input checked="" type="checkbox"/>
PAH by GCMS	All	NDPs: 0 Tests: 4	<input checked="" type="checkbox"/>	<input checked="" type="checkbox"/>	<input checked="" type="checkbox"/>	<input checked="" type="checkbox"/>
pH	All	NDPs: 0 Tests: 4	<input checked="" type="checkbox"/>	<input checked="" type="checkbox"/>	<input checked="" type="checkbox"/>	<input checked="" type="checkbox"/>
Sample description	All	NDPs: 0 Tests: 4	<input checked="" type="checkbox"/>	<input checked="" type="checkbox"/>	<input checked="" type="checkbox"/>	<input checked="" type="checkbox"/>
Total Organic Carbon	All	NDPs: 0 Tests: 4	<input checked="" type="checkbox"/>	<input checked="" type="checkbox"/>	<input checked="" type="checkbox"/>	<input checked="" type="checkbox"/>
Total Sulphate	All	NDPs: 0 Tests: 4	<input checked="" type="checkbox"/>	<input checked="" type="checkbox"/>	<input checked="" type="checkbox"/>	<input checked="" type="checkbox"/>
TPH CWG GC (S)	All	NDPs: 0 Tests: 4	<input checked="" type="checkbox"/>	<input checked="" type="checkbox"/>	<input checked="" type="checkbox"/>	<input checked="" type="checkbox"/>



SDG: 150828-44
Job: H_URS_WIM-273
Client Reference:

Location: Stag Brewery
Customer: AECOM
Attention: Gary Marshall

Order Number:
Report Number: 329060
Superseded Report:

SOLID		Lab Sample No(s)	11977692	11977693	11977694	11977695
Results Legend <input checked="" type="checkbox"/> Test <input type="checkbox"/> No Determination Possible	Customer Sample Reference	BH210	BH210	BH211	BH211	BH211
	AGS Reference					
	Depth (m)	0.80	2.20 - 2.80	0.70	2.20	2.20
	Container	250g Amber Jar (AL)	250g Amber Jar (AL)	250g Amber Jar (AL)	250g Amber Jar (AL)	250g Amber Jar (AL)
	VOC MS (S)	All	NDPs: 0 Tests: 4			

SDG: 150828-44
 Job: H_URS_WIM-273
 Client Reference:

Location: Stag Brewery
 Customer: AECOM
 Attention: Gary Marshall

Order Number:
 Report Number: 329060
 Superseded Report:

Sample Descriptions

Grain Sizes

very fine	<0.063mm	fine	0.063mm - 0.1mm	medium	0.1mm - 2mm	coarse	2mm - 10mm	very coarse	>10mm
-----------	----------	------	-----------------	--------	-------------	--------	------------	-------------	-------

Lab Sample No(s)	Customer Sample Ref.	Depth (m)	Colour	Description	Grain size	Inclusions	Inclusions 2
11977692	BH210	0.80	Dark Brown	Sandy Clay Loam	0.1 - 2 mm	Stones	None
11977693	BH210	2.20 - 2.80	Light Brown	Loamy Sand	0.1 - 2 mm	Vegetation	Stones
11977694	BH211	0.70	Dark Brown	Sandy Clay Loam	0.1 - 2 mm	Stones	Vegetation
11977695	BH211	2.20	Light Brown	Loamy Sand	0.1 - 2 mm	Stones	Vegetation

These descriptions are only intended to act as a cross check if sample identities are questioned, and to provide a log of sample matrices with respect to MCERTS validation. They are not intended as full geological descriptions.

We are accredited to MCERTS for sand, clay and loam/topsoil, or any of these materials - whether these are derived from naturally occurring soil profiles, or from fill/made ground, as long as these materials constitute the major part of the sample.

Other coarse granular materials such as concrete, gravel and brick are not accredited if they comprise the major part of the sample.



PRELIMINARY/INTERIM REPORT

SDG: 150828-44
 Job: H_URS_WIM-273
 Client Reference:

Location: Stag Brewery
 Customer: AECOM
 Attention: Gary Marshall

Order Number:
 Report Number: 329060
 Superseded Report:

Results Legend		Customer Sample R	BH210	BH210	BH211	BH211		
#	ISO17025 accredited.	Depth (m) Sample Type Date Sampled Sampled Time Date Received SDG Ref Lab Sample No.(s) AGS Reference	BH210	BH210	BH211	BH211		
M	mCERTS accredited.		0.80	2.20 - 2.80	0.70	2.20		
aq	Aqueous / settled sample.		Soil/Solid	Soil/Solid	Soil/Solid	Soil/Solid		
diss.filt	Dissolved / filtered sample.		26/08/2015	26/08/2015	26/08/2015	26/08/2015		
tot.unfilt	Total / unfiltered sample.			
*	Subcontracted test.		28/08/2015	28/08/2015	28/08/2015	28/08/2015		
**	% recovery of the surrogate standard to check the efficiency of the method. The results of individual compounds within samples aren't corrected for the recovery		150828-44	150828-44	150828-44	150828-44		
(F)	Trigger breach confirmed		11977692	11977693	11977694	11977695		
1-58*\$@	Sample deviation (see appendix)							
Component	LOD/Units		Method					
Moisture Content Ratio (% of as received sample)	%	PM024	13	6.9	12	8.9		
Exchangeable Ammonia as NH4	<15 mg/kg	TM024	45.6	<15	<15	<15		
Organic Carbon, Total	<0.2 %	TM132	0.358	<0.2	<0.2	<0.2		
pH	1 pH Units	TM133	9.67	8.35	10.3	8.66		
Chromium, Hexavalent	<0.6 mg/kg	TM151	<0.6	<0.6	<0.6	<0.6		
Sulphide, Easily liberated	<15 mg/kg	TM180	<15	<15	<15	<15		
Arsenic	<0.6 mg/kg	TM181	23.6	20.2	11.8	19.5		
Cadmium	<0.02 mg/kg	TM181	0.449	0.341	0.347	0.391		
Chromium	<0.9 mg/kg	TM181	25.9	16.6	17	24.1		
Copper	<1.4 mg/kg	TM181	31.2	5.29	9.01	6.47		
Lead	<0.7 mg/kg	TM181	32.7	5.73	44.5	7.8		
Mercury	<0.14 mg/kg	TM181	<0.14	<0.14	0.152	<0.14		
Nickel	<0.2 mg/kg	TM181	24.5	21.2	16.5	22.6		
Selenium	<1 mg/kg	TM181	<1	<1	<1	<1		
Zinc	<1.9 mg/kg	TM181	43.4	21.9	41.3	28.4		
Sulphate, Total	<48 mg/kg	TM221	481	<48	545	88.2		



SDG: 150828-44
 Job: H_URS_WIM-273
 Client Reference:

Location: Stag Brewery
 Customer: AECOM
 Attention: Gary Marshall

Order Number:
 Report Number: 329060
 Superseded Report:

PAH by GCMS

Results Legend		Customer Sample R	BH210	BH210	BH211	BH211		
#	ISO17025 accredited.	Depth (m) Sample Type Date Sampled Sampled Time Date Received SDG Ref Lab Sample No.(s) AGS Reference	BH210	BH210	BH211	BH211		
M	mCERTS accredited.		0.80	2.20 - 2.80	0.70	2.20		
aq	Aqueous / settled sample.		Soil/Solid	Soil/Solid	Soil/Solid	Soil/Solid		
diss.filt	Dissolved / filtered sample.		26/08/2015	26/08/2015	26/08/2015	26/08/2015		
tot.unfilt	Total / unfiltered sample.							
*	Subcontracted test.							
**	% recovery of the surrogate standard to check the efficiency of the method. The results of individual compounds within samples aren't corrected for the recovery							
(F)	Trigger breach confirmed		28/08/2015	28/08/2015	28/08/2015	28/08/2015		
1-58*\$@	Sample deviation (see appendix)		150828-44	150828-44	150828-44	150828-44		
			11977692	11977693	11977694	11977695		
Component	LOD/Units	Method						
Naphthalene-d8 % recovery**	%	TM218	103	102	97.1	95.7		
Acenaphthene-d10 % recovery**	%	TM218	98.9	94.5	95.1	96.4		
Phenanthrene-d10 % recovery**	%	TM218	95.9	94.2	92.9	96.8		
Chrysene-d12 % recovery**	%	TM218	92.5	78.5	92	88.1		
Perylene-d12 % recovery**	%	TM218	94.6	86.2	97	95.7		
Naphthalene	<9 µg/kg	TM218	<9	<9	53.8	<9		
			M	M	M	M		
Acenaphthylene	<12 µg/kg	TM218	<12	<12	14.8	<12		
			M	M	M	M		
Acenaphthene	<8 µg/kg	TM218	<8	<8	48.1	<8		
			M	M	M	M		
Fluorene	<10 µg/kg	TM218	<10	<10	48.6	<10		
			M	M	M	M		
Phenanthrene	<15 µg/kg	TM218	27.7	<15	352	<15		
			M	M	M	M		
Anthracene	<16 µg/kg	TM218	<16	<16	78.8	<16		
			M	M	M	M		
Fluoranthene	<17 µg/kg	TM218	47	<17	389	<17		
			M	M	M	M		
Pyrene	<15 µg/kg	TM218	43.6	<15	317	<15		
			M	M	M	M		
Benz(a)anthracene	<14 µg/kg	TM218	48.1	<14	174	<14		
			M	M	M	M		
Chrysene	<10 µg/kg	TM218	28.5	<10	151	<10		
			M	M	M	M		
Benzo(b)fluoranthene	<15 µg/kg	TM218	38.8	<15	199	<15		
			M	M	M	M		
Benzo(k)fluoranthene	<14 µg/kg	TM218	18.1	<14	90.7	<14		
			M	M	M	M		
Benzo(a)pyrene	<15 µg/kg	TM218	30	<15	147	<15		
			M	M	M	M		
Indeno(1,2,3-cd)pyrene	<18 µg/kg	TM218	<18	<18	77.5	<18		
			M	M	M	M		
Dibenzo(a,h)anthracene	<23 µg/kg	TM218	<23	<23	<23	<23		
			M	M	M	M		
Benzo(g,h,i)perylene	<24 µg/kg	TM218	28.6	<24	105	<24		
			M	M	M	M		
PAH, Total Detected USEPA 16	<118 µg/kg	TM218	311	<118	2250	<118		



SDG: 150828-44
 Job: H_URS_WIM-273
 Client Reference:

Location: Stag Brewery
 Customer: AECOM
 Attention: Gary Marshall

Order Number:
 Report Number: 329060
 Superseded Report:

TPH CWG (S)

Results Legend		Customer Sample R	BH210	BH210	BH211	BH211		
#	ISO17025 accredited.	Depth (m) Sample Type Date Sampled Sampled Time Date Received SDG Ref Lab Sample No.(s) AGS Reference	BH210	BH210	BH211	BH211		
M	mCERTS accredited.		0.80	2.20 - 2.80	0.70	2.20		
aq	Aqueous / settled sample.		Soil/Solid	Soil/Solid	Soil/Solid	Soil/Solid		
diss.filt	Dissolved / filtered sample.		26/08/2015	26/08/2015	26/08/2015	26/08/2015		
tot.unfilt	Total / unfiltered sample.							
*	Subcontracted test.							
**	% recovery of the surrogate standard to check the efficiency of the method. The results of individual compounds within samples aren't corrected for the recovery							
(F)	Trigger breach confirmed		28/08/2015	28/08/2015	28/08/2015	28/08/2015		
1-58*\$@	Sample deviation (see appendix)		150828-44	150828-44	150828-44	150828-44		
			11977692	11977693	11977694	11977695		
Component	LOD/Units	Method						
GRO Surrogate % recovery**	%	TM089	105	119	109	110		
GRO TOT (Moisture Corrected)	<44 µg/kg	TM089	<44	<44	5160	<44		
Methyl tertiary butyl ether (MTBE)	<5 µg/kg	TM089	<5	<5	<5	<5		
Benzene	<10 µg/kg	TM089	<10	<10	<10	<10		
Toluene	<2 µg/kg	TM089	<2	<2	<2	<2		
Ethylbenzene	<3 µg/kg	TM089	<3	<3	<3	<3		
m,p-Xylene	<6 µg/kg	TM089	<6	<6	<6	<6		
o-Xylene	<3 µg/kg	TM089	<3	<3	<3	<3		
sum of detected mpo xylene by GC	<9 µg/kg	TM089	<9	<9	<9	<9		
sum of detected BTEX by GC	<24 µg/kg	TM089	<24	<24	<24	<24		
Aliphatics >C5-C6	<10 µg/kg	TM089	<10	<10	<10	<10		
Aliphatics >C6-C8	<10 µg/kg	TM089	<10	<10	34.2	<10		
Aliphatics >C8-C10	<10 µg/kg	TM089	<10	<10	1010	13.1		
Aliphatics >C10-C12	<10 µg/kg	TM089	<10	<10	2060	<10		
Aliphatics >C12-C16	<100 µg/kg	TM173	<100	<100	15100	<100		
Aliphatics >C16-C21	<100 µg/kg	TM173	3150	<100	23200	<100		
Aliphatics >C21-C35	<100 µg/kg	TM173	18600	<100	57300	<100		
Aliphatics >C35-C44	<100 µg/kg	TM173	1920	<100	10600	<100		
Total Aliphatics >C12-C44	<100 µg/kg	TM173	23700	<100	106000	<100		
Aromatics >EC5-EC7	<10 µg/kg	TM089	<10	<10	<10	<10		
Aromatics >EC7-EC8	<10 µg/kg	TM089	<10	<10	<10	<10		
Aromatics >EC8-EC10	<10 µg/kg	TM089	<10	<10	671	<10		
Aromatics >EC10-EC12	<10 µg/kg	TM089	<10	<10	1380	<10		
Aromatics >EC12-EC16	<100 µg/kg	TM173	<100	<100	4150	<100		
Aromatics >EC16-EC21	<100 µg/kg	TM173	<100	<100	10500	<100		
Aromatics >EC21-EC35	<100 µg/kg	TM173	4960	<100	26600	<100		
Aromatics >EC35-EC44	<100 µg/kg	TM173	1400	<100	10500	<100		
Aromatics >EC40-EC44	<100 µg/kg	TM173	<100	<100	3890	<100		
Total Aromatics >EC12-EC44	<100 µg/kg	TM173	6360	<100	51900	<100		
Total Aliphatics & Aromatics >C5-C44	<100 µg/kg	TM173	30000	<100	163000	<100		



SDG: 150828-44
 Job: H_URS_WIM-273
 Client Reference:

Location: Stag Brewery
 Customer: AECOM
 Attention: Gary Marshall

Order Number:
 Report Number: 329060
 Superseded Report:

VOC MS (S)

Results Legend		Customer Sample R	BH210	BH210	BH211	BH211		
#	ISO17025 accredited.	Depth (m) Sample Type Date Sampled Sampled Time Date Received SDG Ref Lab Sample No.(s) AGS Reference	BH210	BH210	BH211	BH211		
M	mCERTS accredited.		0.80	2.20 - 2.80	0.70	2.20		
aq	Aqueous / settled sample.		Soil/Solid	Soil/Solid	Soil/Solid	Soil/Solid		
diss.filt	Dissolved / filtered sample.		26/08/2015	26/08/2015	26/08/2015	26/08/2015		
tot.unfilt	Total / unfiltered sample.							
*	Subcontracted test.							
**	% recovery of the surrogate standard to check the efficiency of the method. The results of individual compounds within samples aren't corrected for the recovery							
(F)	Trigger breach confirmed							
1-5&*\$@	Sample deviation (see appendix)							
Component	LOD/Units		Method					
Dibromofluoromethane**	%	TM116	130	119	128	123		
Toluene-d8**	%	TM116	102	111	103	111		
4-Bromofluorobenzene**	%	TM116	89.8	102	94.5	102		
Dichlorodifluoromethane	<6 µg/kg	TM116	<6	<6	<6	<6	M	M
Chloromethane	<7 µg/kg	TM116	<7	<7	<7	<7	#	#
Vinyl Chloride	<6 µg/kg	TM116	<6	<6	<6	<6	M	M
Bromomethane	<10 µg/kg	TM116	<10	<10	<10	<10	M	M
Chloroethane	<10 µg/kg	TM116	<10	<10	<10	<10	M	M
Trichlorofluoromethane	<6 µg/kg	TM116	<6	<6	<6	<6	M	M
1,1-Dichloroethene	<10 µg/kg	TM116	<10	<10	<10	<10	#	#
Carbon Disulphide	<7 µg/kg	TM116	<7	<7	<7	<7	M	M
Dichloromethane	<10 µg/kg	TM116	<10	<10	<10	<10	#	#
Methyl Tertiary Butyl Ether	<10 µg/kg	TM116	<10	<10	<10	<10	M	M
trans-1,2-Dichloroethene	<10 µg/kg	TM116	<10	<10	<10	<10	M	M
1,1-Dichloroethane	<8 µg/kg	TM116	<8	<8	<8	<8	M	M
cis-1,2-Dichloroethene	<6 µg/kg	TM116	<6	<6	<6	<6	M	M
2,2-Dichloropropane	<10 µg/kg	TM116	<10	<10	<10	<10	M	M
Bromochloromethane	<10 µg/kg	TM116	<10	<10	<10	<10	M	M
Chloroform	<8 µg/kg	TM116	<8	<8	<8	<8	M	M
1,1,1-Trichloroethane	<7 µg/kg	TM116	<7	<7	<7	<7	M	M
1,1-Dichloropropene	<10 µg/kg	TM116	<10	<10	<10	<10	M	M
Carbontetrachloride	<10 µg/kg	TM116	<10	<10	<10	<10	M	M
1,2-Dichloroethane	<5 µg/kg	TM116	<5	<5	<5	<5	M	M
Benzene	<9 µg/kg	TM116	<9	<9	<9	<9	M	M
Trichloroethene	<9 µg/kg	TM116	<9	<9	<9	<9	#	#
1,2-Dichloropropane	<10 µg/kg	TM116	<10	<10	<10	<10	M	M
Dibromomethane	<9 µg/kg	TM116	<9	<9	<9	<9	M	M
Bromodichloromethane	<7 µg/kg	TM116	<7	<7	<7	<7	M	M
cis-1,3-Dichloropropene	<10 µg/kg	TM116	<10	<10	<10	<10	M	M
Toluene	<7 µg/kg	TM116	<7	<7	<7	<7	M	M
trans-1,3-Dichloropropene	<10 µg/kg	TM116	<10	<10	<10	<10		
1,1,2-Trichloroethane	<10 µg/kg	TM116	<10	<10	<10	<10	M	M



SDG: 150828-44
 Job: H_URS_WIM-273
 Client Reference:

Location: Stag Brewery
 Customer: AECOM
 Attention: Gary Marshall

Order Number:
 Report Number: 329060
 Superseded Report:

VOC MS (S)

Results Legend		Customer Sample R	Customer Sample R							
#	ISO17025 accredited.		BH210	BH210	BH211	BH211				
M	mCERTS accredited.									
aq	Aqueous / settled sample.									
diss.filt	Dissolved / filtered sample.									
tot.unfilt	Total / unfiltered sample.									
*	Subcontracted test.									
**	% recovery of the surrogate standard to check the efficiency of the method. The results of individual compounds within samples aren't corrected for the recovery									
(F)	Trigger breach confirmed									
1-5ö	Sample deviation (see appendix)									
Component	LOD/Units	Method	Depth (m)	Sample Type	Date Sampled	Sampled Time	Date Received	SDG Ref	Lab Sample No.(s)	AGS Reference
1,3-Dichloropropane	<7 µg/kg	TM116	0.80	Soil/Solid	26/08/2015		28/08/2015	150828-44	11977692	
										M
Tetrachloroethene	<5 µg/kg	TM116	2.20 - 2.80	Soil/Solid	26/08/2015		28/08/2015	150828-44	11977693	
										M
Dibromochloromethane	<10 µg/kg	TM116	0.70	Soil/Solid	26/08/2015		28/08/2015	150828-44	11977694	
										M
1,2-Dibromoethane	<10 µg/kg	TM116	2.20	Soil/Solid	26/08/2015		28/08/2015	150828-44	11977695	
										M
Chlorobenzene	<5 µg/kg	TM116								
										M
1,1,1,2-Tetrachloroethane	<10 µg/kg	TM116								
										M
Ethylbenzene	<4 µg/kg	TM116								
										M
p/m-Xylene	<10 µg/kg	TM116								
										#
o-Xylene	<10 µg/kg	TM116								
										M
Styrene	<10 µg/kg	TM116								
										#
Bromoform	<10 µg/kg	TM116								
										M
Isopropylbenzene	<5 µg/kg	TM116								
										#
1,1,2,2-Tetrachloroethane	<10 µg/kg	TM116								
										M
1,2,3-Trichloropropane	<16 µg/kg	TM116								
										M
Bromobenzene	<10 µg/kg	TM116								
										M
Propylbenzene	<10 µg/kg	TM116								
										M
2-Chlorotoluene	<9 µg/kg	TM116								
										M
1,3,5-Trimethylbenzene	<8 µg/kg	TM116								
										M
4-Chlorotoluene	<10 µg/kg	TM116								
										M
tert-Butylbenzene	<14 µg/kg	TM116								
										M
1,2,4-Trimethylbenzene	<9 µg/kg	TM116								
										#
sec-Butylbenzene	<10 µg/kg	TM116								
										M
4-Isopropyltoluene	<10 µg/kg	TM116								
										M
1,3-Dichlorobenzene	<8 µg/kg	TM116								
										M
1,4-Dichlorobenzene	<5 µg/kg	TM116								
										M
n-Butylbenzene	<11 µg/kg	TM116								
1,2-Dichlorobenzene	<10 µg/kg	TM116								
										M
1,2-Dibromo-3-chloropropane	<14 µg/kg	TM116								
										M
Tert-amyl methyl ether	<10 µg/kg	TM116								
										#
1,2,4-Trichlorobenzene	<20 µg/kg	TM116								
										#
Hexachlorobutadiene	<20 µg/kg	TM116								
Naphthalene	<13 µg/kg	TM116								
										M



SDG: 150828-44
Job: H_URS_WIM-273
Client Reference:

Location: Stag Brewery
Customer: AECOM
Attention: Gary Marshall

Order Number:
Report Number: 329060
Superseded Report:

Asbestos Identification - Soil

		Date of Analysis	Analysed By	Comments	Amosite (Brown) Asbestos	Chrysotile (White) Asbestos	Crocidolite (Blue) Asbestos	Fibrous Actinolite	Fibrous Anthophyllite	Fibrous Tremolite	Non-Asbestos Fibre
Cust. Sample Ref. Depth (m) Sample Type Date Sampled Date Received SDG Original Sample Method Number	BH210 0.80 SOLID 26/08/2015 00:00:00 29/08/2015 10:30:50 150828-44 11977692 TM048	03/09/2015	Rebecca Rawlings	Loose fibres in soil	Trace (#)	Not Detected (#)	Not Detected (#)	Not Detected (#)	Not Detected (#)	Not Detected (#)	Not Detected
Cust. Sample Ref. Depth (m) Sample Type Date Sampled Date Received SDG Original Sample Method Number	BH211 0.70 SOLID 26/08/2015 00:00:00 29/08/2015 10:17:28 150828-44 11977694 TM048	03/09/2015	Rebecca Rawlings	-	Not Detected (#)	Not Detected (#)	Not Detected (#)	Not Detected (#)	Not Detected (#)	Not Detected (#)	Detected

SDG: 150828-44
Job: H_URS_WIM-273
Client Reference:
Location: Stag Brewery
Customer: AECOM
Attention: Gary Marshall

Order Number:
Report Number: 329060
Superseded Report:

Table of Results - Appendix

Method No	Reference	Description	Wet/Dry Sample ¹	Surrogate Corrected
ASB_PREP				
PM001		Preparation of Samples for Metals Analysis		
PM024	Modified BS 1377	Soil preparation including homogenisation, moisture screens of soils for Asbestos Containing Material		
TM 304				
TM024	Method 4500A & B, AWWA/APHA, 20th Ed., 1999	Determination of Exchangeable Ammonium and Ammoniacal Nitrogen as N by titration on solids		
TM048	HSG 248, Asbestos: The analysts' guide for sampling, analysis and clearance procedures	Identification of Asbestos in Bulk Material		
TM089	Modified: US EPA Methods 8020 & 602	Determination of Gasoline Range Hydrocarbons (GRO) and BTEX (MTBE) compounds by Headspace GC-FID (C4-C12)		
TM116	Modified: US EPA Method 8260, 8120, 8020, 624, 610 & 602	Determination of Volatile Organic Compounds by Headspace / GC-MS		
TM132	In - house Method	ELTRA CS800 Operators Guide		
TM133	BS 1377: Part 3 1990;BS 6068-2.5	Determination of pH in Soil and Water using the GLpH pH Meter		
TM151	Method 3500D, AWWA/APHA, 20th Ed., 1999	Determination of Hexavalent Chromium using Kone analyser		
TM173	Analysis of Petroleum Hydrocarbons in Environmental Media – Total Petroleum Hydrocarbon Criteria	Determination of Speciated Extractable Petroleum Hydrocarbons in Soils by GC-FID		
TM180	Sulphide in waters and waste waters 1991 ISBN 01 175 7186 SCA rec. 2007 (unpublished)	The Determination Of Easily Liberated Sulphide In Soil Samples by Ion Selective Electrode Technique		
TM181	US EPA Method 6010B	Determination of Routine Metals in Soil by iCap 6500 Duo ICP-OES		
TM218	Microwave extraction – EPA method 3546	Microwave extraction - EPA method 3546		
TM221	Inductively Coupled Plasma - Atomic Emission Spectroscopy. An Atlas of Spectral Information: Winge, Fassel, Peterson and Floyd	Determination of Acid extractable Sulphate in Soils by IRIS Emission Spectrometer		

¹ Applies to Solid samples only. DRY indicates samples have been dried at 35°C. NA = not applicable.



SDG: 150828-44
Job: H_URS_WIM-273
Client Reference:

Location: Stag Brewery
Customer: AECCOM
Attention: Gary Marshall

Order Number:
Report Number: 329060
Superseded Report:

Test Completion Dates

Lab Sample No(s)	11977692	11977693	11977694	11977695
Customer Sample Ref.	BH210	BH210	BH211	BH211
AGS Ref.				
Depth	0.80	2.20 - 2.80	0.70	2.20
Type	SOLID	SOLID	SOLID	SOLID
Ammonium Soil by Titration	09-Sep-2015	08-Sep-2015	09-Sep-2015	08-Sep-2015
Asbestos ID in Solid Samples	03-Sep-2015		03-Sep-2015	
Easily Liberated Sulphide	08-Sep-2015	08-Sep-2015	08-Sep-2015	08-Sep-2015
EPH CWG (Aliphatic) GC (S)	04-Sep-2015	03-Sep-2015	04-Sep-2015	03-Sep-2015
EPH CWG (Aromatic) GC (S)	04-Sep-2015	03-Sep-2015	04-Sep-2015	03-Sep-2015
GRO by GC-FID (S)	04-Sep-2015	02-Sep-2015	07-Sep-2015	02-Sep-2015
Hexavalent Chromium (s)	07-Sep-2015	07-Sep-2015	07-Sep-2015	07-Sep-2015
Metals in solid samples by OES	04-Sep-2015	04-Sep-2015	04-Sep-2015	04-Sep-2015
PAH by GCMS	03-Sep-2015	03-Sep-2015	03-Sep-2015	03-Sep-2015
pH	08-Sep-2015	08-Sep-2015	08-Sep-2015	08-Sep-2015
Sample description	29-Aug-2015	28-Aug-2015	29-Aug-2015	28-Aug-2015
Total Organic Carbon	07-Sep-2015	07-Sep-2015	07-Sep-2015	07-Sep-2015
Total Sulphate	08-Sep-2015	04-Sep-2015	07-Sep-2015	04-Sep-2015
TPH CWG GC (S)	04-Sep-2015	03-Sep-2015	07-Sep-2015	03-Sep-2015
VOC MS (S)	02-Sep-2015	02-Sep-2015	02-Sep-2015	02-Sep-2015

SDG: 150828-44
 Job: H_URS_WIM-273
 Client Reference:

Location: Stag Brewery
 Customer: AECOM
 Attention: Gary Marshall

Order Number:
 Report Number: 329060
 Superseded Report:

ASSOCIATED AQC DATA

Ammonium Soil by Titration

Component	Method Code	QC 1292	QC 1205
Exchangeable Ammonium as NH4	TM024	86.07 79.30 : 104.61	98.01 79.30 : 104.61

Easily Liberated Sulphide

Component	Method Code	QC 1219	QC 1231
Easily Liberated Sulphide	TM180	93.21 49.14 : 123.89	94.71 49.14 : 123.89

EPH CWG (Aliphatic) GC (S)

Component	Method Code	QC 1165	QC 1197
Total Aliphatics >C12-C35	TM173	97.92 69.19 : 111.75	92.08 71.67 : 116.67

EPH CWG (Aromatic) GC (S)

Component	Method Code	QC 1197
Total Aromatics >EC12-EC35	TM173	85.33 59.92 : 107.95

GRO by GC-FID (S)

Component	Method Code	QC 1100	QC 1290	QC 1294
Benzene by GC (Moisture Corrected)	TM089	110.0 82.67 : 117.96	100.0 76.23 : 120.71	101.5 79.00 : 121.00
Ethylbenzene by GC (Moisture Corrected)	TM089	110.5 80.45 : 118.61	100.5 73.32 : 122.02	104.0 79.00 : 121.00
m & p Xylene by GC (Moisture Corrected)	TM089	110.0 79.25 : 119.43	100.75 72.90 : 122.64	104.25 79.00 : 121.00
MTBE GC-FID (Moisture Corrected)	TM089	114.5 79.10 : 122.51	101.0 72.17 : 124.81	106.5 74.48 : 125.29
o Xylene by GC (Moisture Corrected)	TM089	111.5 80.03 : 117.19	100.5 71.65 : 124.40	104.5 79.00 : 121.00
QC	TM089	102.79 75.74 : 124.65	105.5 55.00 : 145.00	98.6 73.70 : 123.60
Toluene by GC (Moisture Corrected)	TM089	110.5 82.06 : 117.54	100.5 74.60 : 120.38	102.5 79.00 : 121.00



SDG: 150828-44
 Job: H_URS_WIM-273
 Client Reference:

Location: Stag Brewery
 Customer: AECOM
 Attention: Gary Marshall

Order Number:
 Report Number: 329060
 Superseded Report:

Hexavalent Chromium (s)

Component	Method Code	QC 1299	QC 1285
Hexavalent Chromium	TM151	100.0 92.20 : 106.60	102.0 92.20 : 106.60

Metals in solid samples by OES

Component	Method Code	QC 1206	QC 1292
Aluminium	TM181	99.23 86.49 : 129.71	108.46 86.49 : 129.71
Antimony	TM181	94.27 77.50 : 122.50	95.34 77.50 : 122.50
Arsenic	TM181	92.92 82.63 : 117.37	92.92 82.63 : 117.37
Barium	TM181	96.24 79.45 : 120.55	99.25 79.45 : 120.55
Beryllium	TM181	98.91 85.92 : 121.27	100.31 85.92 : 121.27
Boron	TM181	105.34 77.41 : 143.83	109.92 77.41 : 143.83
Cadmium	TM181	95.8 81.95 : 118.05	95.63 81.95 : 118.05
Chromium	TM181	93.33 81.29 : 118.71	96.47 81.29 : 118.71
Cobalt	TM181	95.83 83.86 : 116.14	96.67 83.86 : 116.14
Copper	TM181	97.7 78.57 : 121.43	98.51 78.57 : 121.43
Iron	TM181	95.86 87.50 : 122.82	101.38 87.50 : 122.82
Lead	TM181	93.7 74.18 : 117.25	92.91 74.18 : 117.25
Manganese	TM181	100.0 82.91 : 117.09	100.0 82.91 : 117.09
Mercury	TM181	94.3 81.99 : 118.01	93.47 81.99 : 118.01
Molybdenum	TM181	92.2 81.45 : 118.55	92.36 81.45 : 118.55
Nickel	TM181	95.93 79.64 : 120.36	97.67 79.64 : 120.36
Phosphorus	TM181	97.76 81.03 : 118.97	97.32 81.03 : 118.97
Selenium	TM181	105.3 87.05 : 121.93	105.47 87.05 : 121.93
Strontium	TM181	98.08 83.64 : 116.36	98.47 83.64 : 116.36
Thallium	TM181	87.56 77.50 : 122.50	91.38 77.50 : 122.50
Tin	TM181	92.03 78.30 : 113.98	92.69 78.30 : 113.98
Titanium	TM181	103.91 71.02 : 128.98	103.13 71.02 : 128.98



SDG: 150828-44
 Job: H_URS_WIM-273
 Client Reference:

Location: Stag Brewery
 Customer: AECOM
 Attention: Gary Marshall

Order Number:
 Report Number: 329060
 Superseded Report:

Metals in solid samples by OES

		QC 1206	QC 1292
Vanadium	TM181	93.53 86.61 : 113.39	95.0 86.61 : 113.39
Zinc	TM181	97.73 89.82 : 114.54	98.05 89.82 : 114.54

PAH by GCMS

Component	Method Code	QC 1134	QC 1154	QC 1106
Acenaphthene	TM218	88.5 78.41 : 114.87	92.0 77.34 : 118.20	91.5 78.84 : 114.36
Acenaphthylene	TM218	80.5 72.38 : 111.60	86.5 62.65 : 116.35	85.5 65.50 : 119.50
Anthracene	TM218	89.5 72.78 : 117.53	89.5 73.54 : 114.21	91.0 75.54 : 110.88
Benz(a)anthracene	TM218	88.0 79.50 : 130.50	102.5 74.99 : 132.24	97.5 78.02 : 127.38
Benzo(a)pyrene	TM218	91.0 79.50 : 130.50	102.0 80.75 : 127.25	99.5 79.21 : 128.01
Benzo(b)fluoranthene	TM218	87.5 78.10 : 127.57	99.5 75.84 : 127.12	96.0 86.21 : 131.42
Benzo(ghi)perylene	TM218	95.0 81.67 : 122.61	97.0 74.74 : 124.03	95.0 80.11 : 120.52
Benzo(k)fluoranthene	TM218	97.0 81.20 : 118.10	98.0 80.00 : 125.00	97.0 78.77 : 120.72
Chrysene	TM218	94.5 80.60 : 117.80	98.0 77.24 : 120.84	94.5 78.77 : 118.99
Dibenzo(ah)anthracene	TM218	104.0 77.93 : 124.42	96.5 76.00 : 122.50	93.5 76.39 : 122.63
Fluoranthene	TM218	91.5 80.39 : 114.39	92.5 78.51 : 118.75	95.0 77.25 : 117.75
Fluorene	TM218	92.0 79.50 : 118.50	93.0 76.95 : 117.18	95.5 79.28 : 117.35
Indeno(123cd)pyrene	TM218	100.0 80.30 : 128.30	98.5 75.34 : 127.46	93.0 78.87 : 122.50
Naphthalene	TM218	97.5 82.25 : 118.25	95.0 76.24 : 112.91	93.0 74.75 : 118.25
Phenanthrene	TM218	95.5 71.53 : 114.48	93.5 76.49 : 119.30	95.0 78.61 : 113.98
Pyrene	TM218	91.5 79.12 : 114.39	91.0 78.25 : 118.17	94.0 76.15 : 115.26

pH

Component	Method Code	QC 1218	QC 1227
pH	TM133	100.25 97.19 : 102.81	100.5 97.19 : 102.81

Total Organic Carbon



SDG: 150828-44
 Job: H_URS_WIM-273
 Client Reference:

Location: Stag Brewery
 Customer: AECOM
 Attention: Gary Marshall

Order Number:
 Report Number: 329060
 Superseded Report:

Total Organic Carbon

Component	Method Code	QC 1245	QC 1297
Total Organic Carbon	TM132	98.17 89.40 : 103.09	97.72 89.40 : 103.09

Total Sulphate

Component	Method Code	QC 1235	QC 1273	QC 1292
Total Sulphate	TM221	102.27 78.49 : 121.51	103.79 78.49 : 121.51	99.24 78.49 : 121.51

VOC MS (S)

Component	Method Code	QC 1172	QC 1128
1,1,1,2-tetrachloroethane	TM116	101.0 76.60 : 121.00	95.6 83.24 : 124.28
1,1,1-Trichloroethane	TM116	96.2 77.80 : 123.40	100.8 81.77 : 121.07
1,1,2-Trichloroethane	TM116	90.6 75.40 : 119.80	100.4 79.24 : 112.23
1,1-Dichloroethane	TM116	99.8 80.84 : 124.49	103.0 72.58 : 116.06
1,2-Dichloroethane	TM116	104.8 91.00 : 135.67	118.8 77.50 : 122.50
1,4-Dichlorobenzene	TM116	105.6 80.88 : 114.60	96.2 73.23 : 116.39
2-Chlorotoluene	TM116	94.2 74.00 : 117.20	85.6 69.22 : 110.64
4-Chlorotoluene	TM116	90.2 71.20 : 113.20	89.0 68.57 : 106.26
Benzene	TM116	97.6 79.60 : 125.20	103.2 84.33 : 124.27
Carbon Disulphide	TM116	99.4 74.91 : 122.14	110.4 77.20 : 122.80
Carbontetrachloride	TM116	100.2 76.80 : 121.20	98.2 84.20 : 119.90
Chlorobenzene	TM116	102.0 83.47 : 116.82	102.4 85.28 : 129.96
Chloroform	TM116	98.4 82.00 : 128.80	108.2 82.73 : 119.72
Chloromethane	TM116	117.2 74.62 : 135.86	123.4 55.16 : 145.46
Cis-1,2-Dichloroethene	TM116	103.6 81.20 : 128.00	108.4 73.56 : 118.93
Dibromomethane	TM116	88.4 73.40 : 116.60	104.4 73.40 : 116.60
Dichloromethane	TM116	101.6 86.60 : 137.00	113.2 76.16 : 121.98



SDG: 150828-44
 Job: H_URS_WIM-273
 Client Reference:

Location: Stag Brewery
 Customer: AECOM
 Attention: Gary Marshall

Order Number:
 Report Number: 329060
 Superseded Report:

VOC MS (S)

		QC 1172	QC 1128
Ethylbenzene	TM116	96.6 73.60 : 115.60	94.0 80.07 : 125.98
Hexachlorobutadiene	TM116	114.0 33.65 : 130.56	69.0 30.92 : 132.28
Isopropylbenzene	TM116	92.0 72.52 : 117.52	82.6 69.27 : 125.32
Naphthalene	TM116	107.0 83.23 : 126.48	110.0 79.15 : 121.98
o-Xylene	TM116	92.4 69.60 : 110.40	77.6 75.46 : 111.52
p/m-Xylene	TM116	94.1 71.30 : 112.70	90.2 76.97 : 121.75
Sec-Butylbenzene	TM116	116.4 59.20 : 125.20	69.6 49.27 : 129.90
Tetrachloroethene	TM116	104.6 85.92 : 127.92	102.2 87.96 : 133.65
Toluene	TM116	90.2 76.08 : 110.17	99.0 79.23 : 114.58
Trichloroethene	TM116	96.4 78.17 : 121.37	94.6 84.09 : 114.24
Trichlorofluoromethane	TM116	102.2 83.78 : 132.82	107.4 76.22 : 114.82
Vinyl Chloride	TM116	94.6 66.81 : 138.46	98.2 59.68 : 118.68

The above information details the reference name of the analytical quality control sample (AQC) that has been run with the samples contained in this report for the different methods of analysis.

The figure detailed is the percentage recovery result for the AQC.

The subscript numbers below are the percentage recovery lower control limit (LCL) and the upper control limit (UCL). The percentage recovery result for the AQC should be between these limits to be statistically in control.



SDG: 150828-44
Job: H_URS_WIM-273
Client Reference:

Location: Stag Brewery
Customer: AECOM
Attention: Gary Marshall

Order Number:
Report Number: 329060
Superseded Report:

Chromatogram

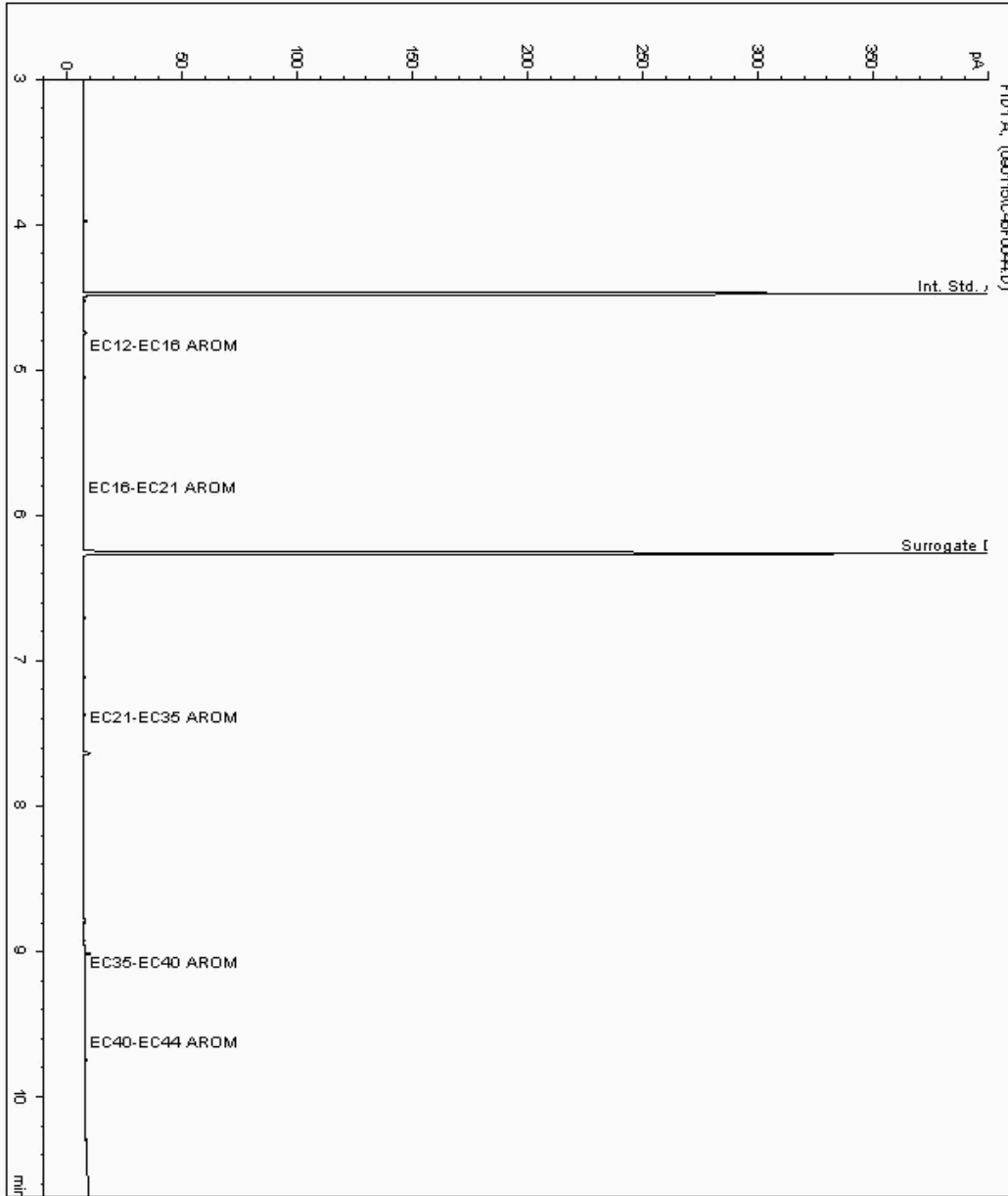
Analysis: EPH CWG (Aliphatic) GC (S)

Sample No : 11980752
Sample ID : BH210

Depth : 2.20 - 2.80

Alcontrol/Geochem Analytical Services
Speciated TPH - AROM (C12 - C40)

Sample Identity: 11364106-
Date Acquired : 02/09/15 06:29:40 PM
Units : ppb
Dilution: BH210[2.20 - 2.80] ->





SDG: 150828-44
Job: H_URS_WIM-273
Client Reference:

Location: Stag Brewery
Customer: AECOM
Attention: Gary Marshall

Order Number:
Report Number: 329060
Superseded Report:

Chromatogram

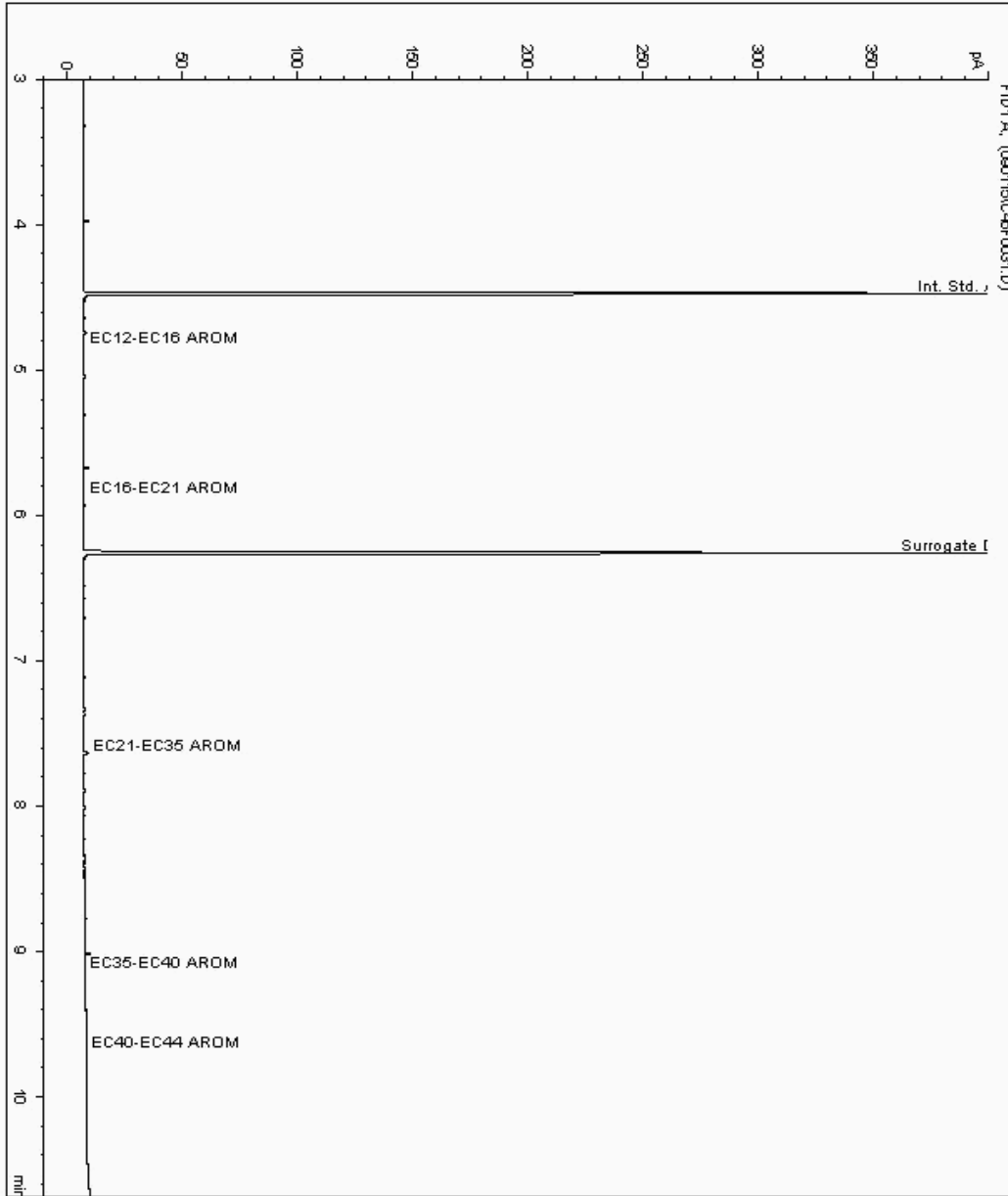
Analysis: EPH CWG (Aliphatic) GC (S)

Sample No : 11980788
Sample ID : BH211

Depth : 2.20

Alcontrol/Geochem Analytical Services
Speciated TPH - AROM (C12 - C40)

Sample Identity: 11364130-
Date Acquired : 02/09/15 02:28:55 PM
Units : ppb
Dilution: BH211[2.20] ->





PRELIMINARY/INTERIM REPORT

SDG: 150828-44
Job: H_URS_WIM-273
Client Reference:

Location: Stag Brewery
Customer: AECOM
Attention: Gary Marshall

Order Number:
Report Number: 329060
Superseded Report:

Chromatogram

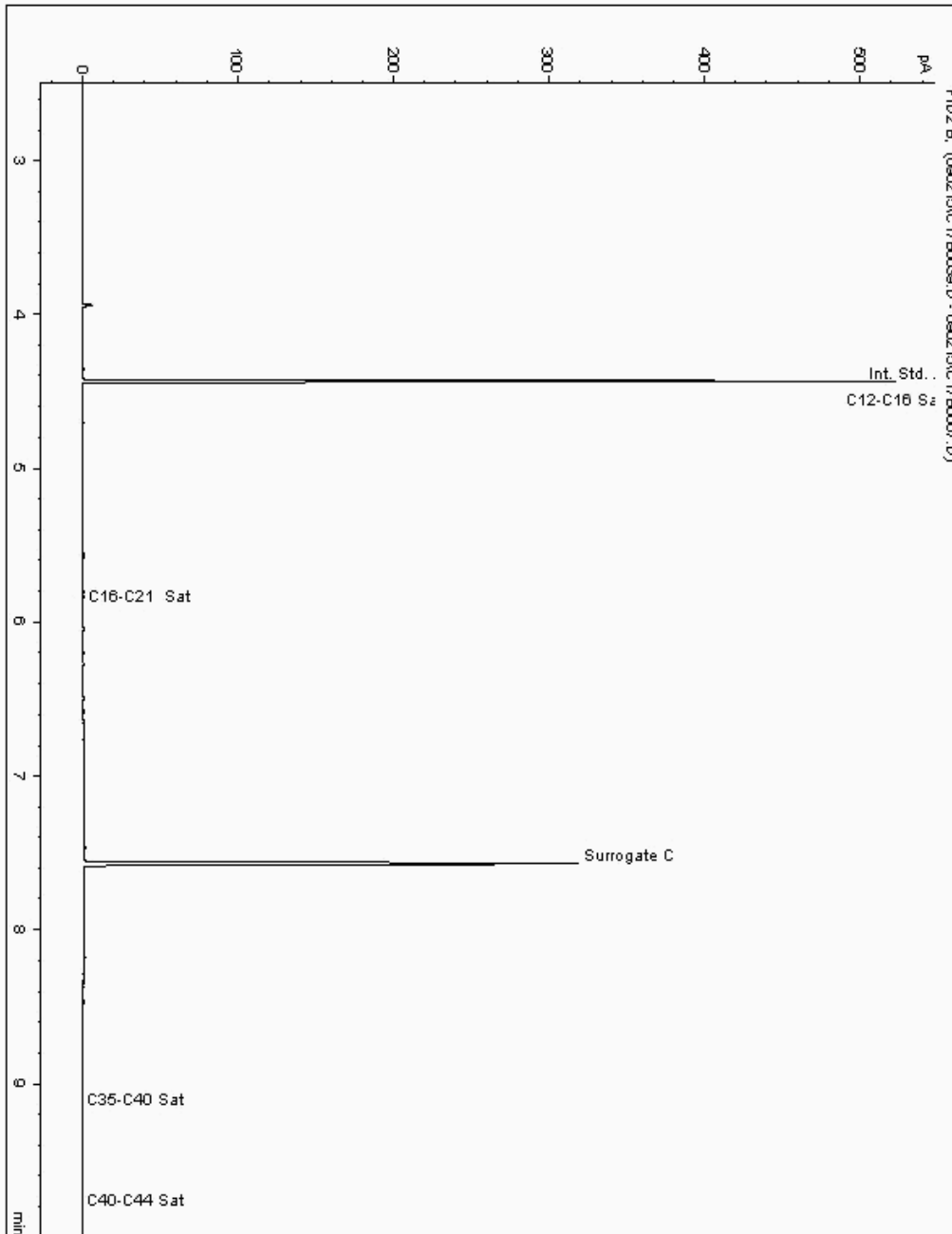
Analysis: EPH CWG (Aliphatic) GC (S)

Sample No : 11982958
Sample ID : BH210

Depth : 0.80

Alcontrol/Geochem Analytical Services
Speciated TPH - SATS (C12 - C40)

Sample Identity: 11364091-
Date Acquired : 03/09/2015 00:07:46 PM
Units : ppb
Dilution :
CF : 1
Multiplier : 0.980





SDG: 150828-44
Job: H_URS_WIM-273
Client Reference:

Location: Stag Brewery
Customer: AECOM
Attention: Gary Marshall

Order Number:
Report Number: 329060
Superseded Report:

Chromatogram

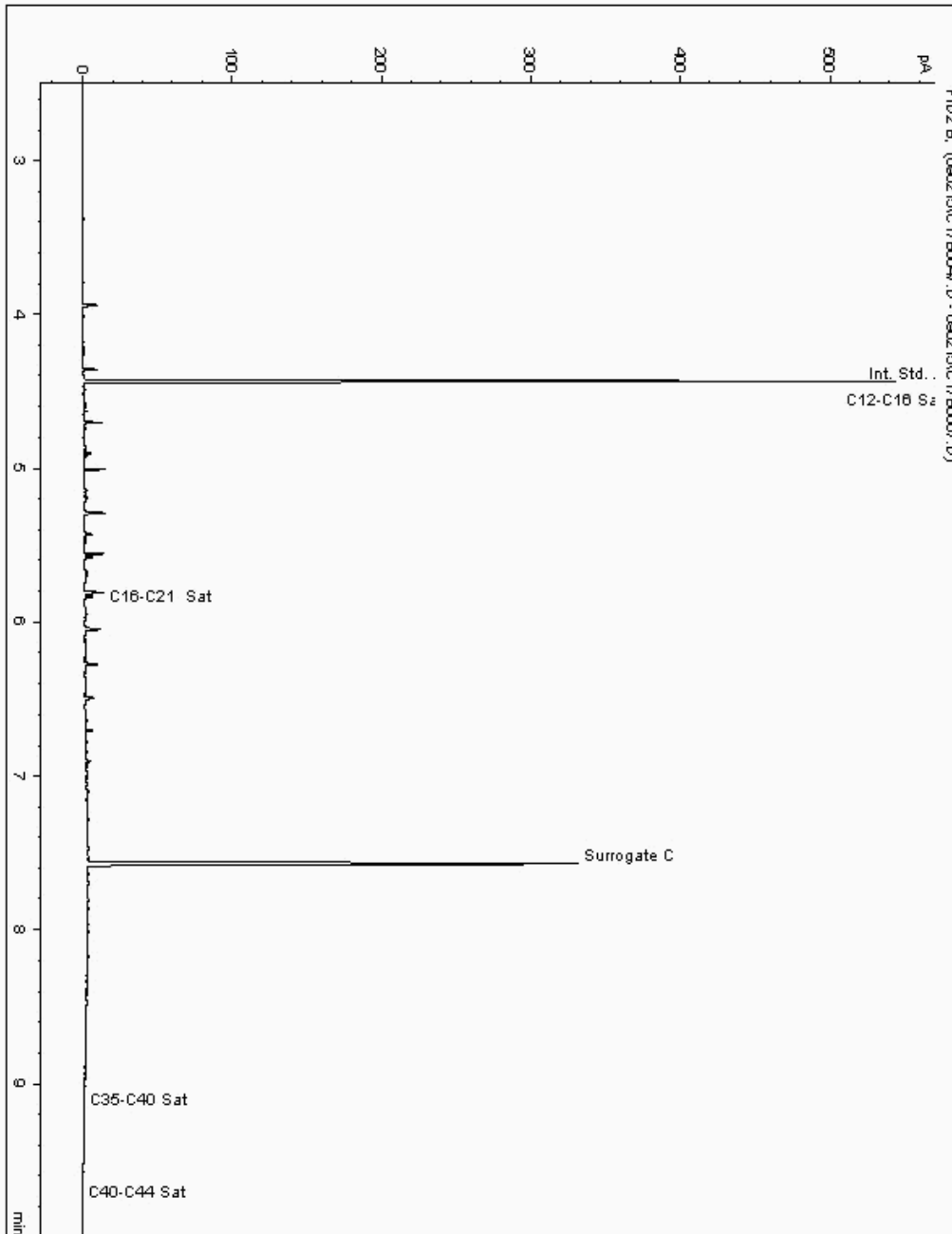
Analysis: EPH CWG (Aliphatic) GC (S)

Sample No : 11983028
Sample ID : BH211

Depth : 0.70

Alcontrol/Geochem Analytical Services
Speciated TPH - SATS (C12 - C40)

Sample Identity: 11364117-
Date Acquired : 03/09/2015 02:19:12 PM
Units : ppb
Dilution :
CF : 1
Multiplier : 0.960





PRELIMINARY/INTERIM REPORT

SDG: 150828-44
Job: H_URS_WIM-273
Client Reference:

Location: Stag Brewery
Customer: AECOM
Attention: Gary Marshall

Order Number:
Report Number: 329060
Superseded Report:

Chromatogram


Analysis: EPH CWG (Aromatic) GC (S)

Sample No : 11980752
Sample ID : BH210

Depth : 2.20 - 2.80

Alcontrol/Geochem Analytical Services
Speciated TPH - SATS (C12 - C40)

Sample Identity: 11364107-
Date Acquired : 02/09/15 06:29:40 PM
Units : ppb
Dilution: BH210[2.20 - 2.80] ->





PRELIMINARY/INTERIM REPORT

SDG: 150828-44
Job: H_URS_WIM-273
Client Reference:

Location: Stag Brewery
Customer: AECOM
Attention: Gary Marshall

Order Number:
Report Number: 329060
Superseded Report:

Chromatogram


Analysis: EPH CWG (Aromatic) GC (S)

Sample No : 11980788
Sample ID : BH211

Depth : 2.20

Alcontrol/Geochem Analytical Services
Speciated TPH - SATS (C12 - C40)

Sample Identity: 11364131-
Date Acquired : 02/09/15 02:28:55 PM
Units : ppb
Dilution: BH211[2.20] ->





PRELIMINARY/INTERIM REPORT

SDG: 150828-44
Job: H_URS_WIM-273
Client Reference:

Location: Stag Brewery
Customer: AECOM
Attention: Gary Marshall

Order Number:
Report Number: 329060
Superseded Report:

Chromatogram

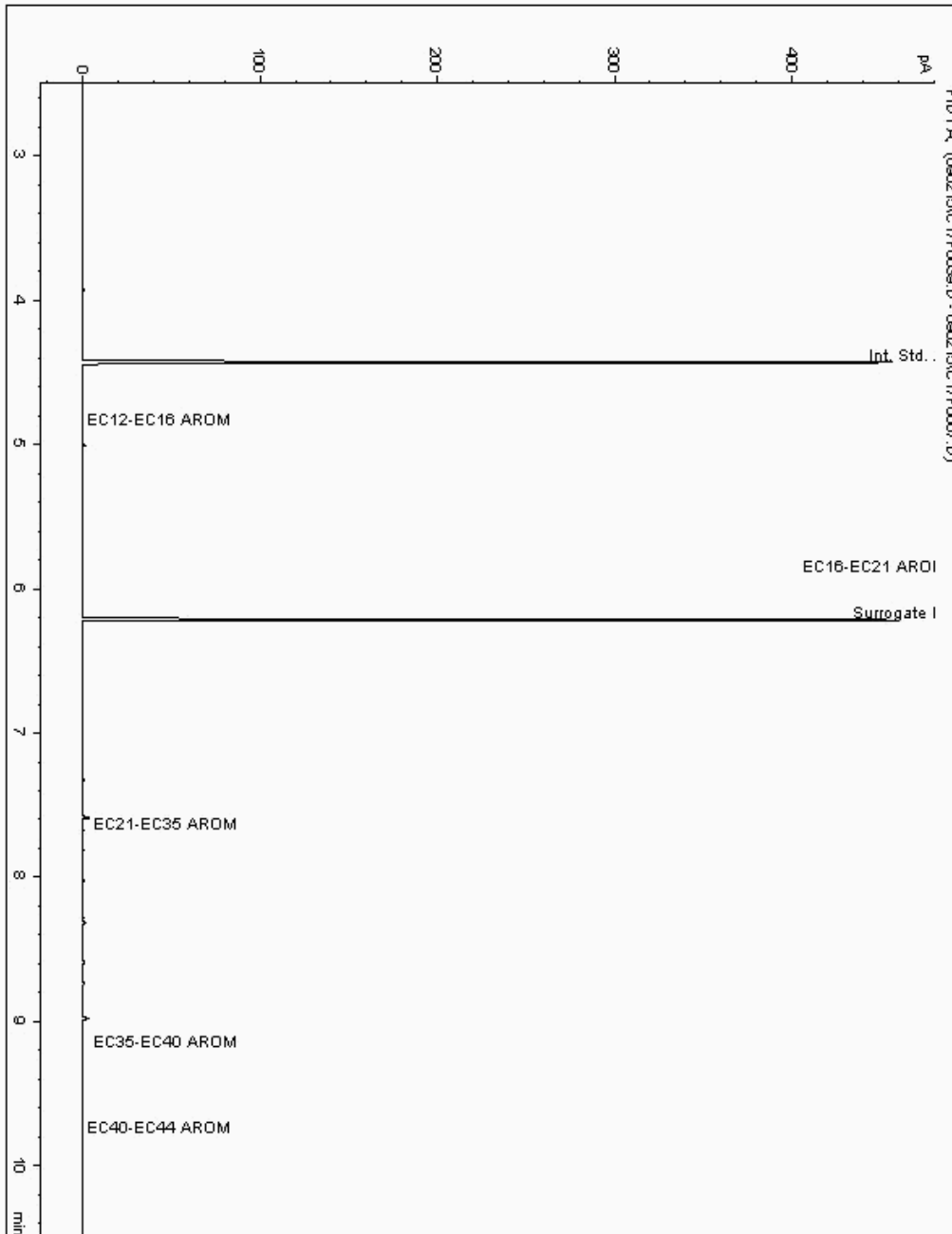
Analysis: EPH CWG (Aromatic) GC (S)

Sample No : 11982958
Sample ID : BH210

Depth : 0.80

Alcontrol/Geochem Analytical Services
Speciated TPH - AROM (C12 - C40)

Sample Identity: 11364092-
Date Acquired : 03/09/2015 00:07:46 PM
Units : ppb
Dilution :
CF : 1
Multiplier : 0.980





SDG: 150828-44
Job: H_URS_WIM-273
Client Reference:

Location: Stag Brewery
Customer: AECOM
Attention: Gary Marshall

Order Number:
Report Number: 329060
Superseded Report:

Chromatogram

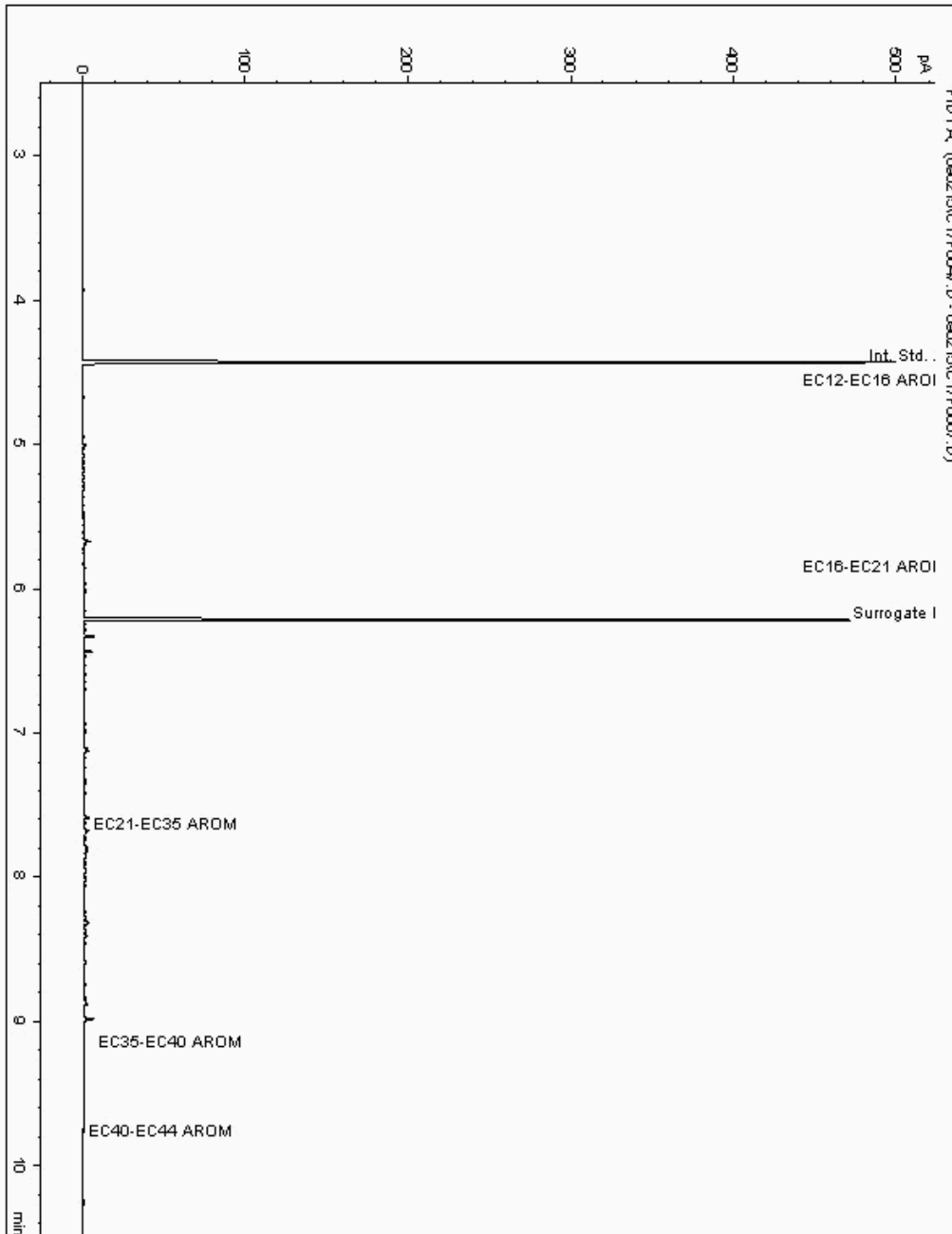
Analysis: EPH CWG (Aromatic) GC (S)

Sample No : 11983028
Sample ID : BH211

Depth : 0.70

Alcontrol/Geochem Analytical Services
Speciated TPH - AROM (C12 - C40)

Sample Identity: 11364118-
Date Acquired : 03/09/2015 02:19:11 PM
Units : ppb
Dilution :
CF : 1
Multiplier : 0.960





PRELIMINARY/INTERIM REPORT

SDG: 150828-44
Job: H_URS_WIM-273
Client Reference:

Location: Stag Brewery
Customer: AECOM
Attention: Gary Marshall


Order Number:
Report Number: 329060
Superseded Report:

Chromatogram

Analysis: GRO by GC-FID (S)

Sample No : 11991345
Sample ID : BH210

Depth : 2.20 - 2.80





PRELIMINARY/INTERIM REPORT

SDG: 150828-44
Job: H_URS_WIM-273
Client Reference:

Location: Stag Brewery
Customer: AECOM
Attention: Gary Marshall


Order Number:
Report Number: 329060
Superseded Report:

Chromatogram

Analysis: GRO by GC-FID (S)

Sample No : 11991356
Sample ID : BH211

Depth : 2.20





SDG: 150828-44
Job: H_URS_WIM-273
Client Reference:

Location: Stag Brewery
Customer: AECOM
Attention: Gary Marshall


Order Number:
Report Number: 329060
Superseded Report:

Chromatogram

Analysis: GRO by GC-FID (S)

Sample No : 12006569
Sample ID : BH210

Depth : 0.80



SDG: 150828-44
Job: H_URS_WIM-273
Client Reference:

Location: Stag Brewery
Customer: AECOM
Attention: Gary Marshall


Order Number:
Report Number: 329060
Superseded Report:

Chromatogram

Analysis: GRO by GC-FID (S)

Sample No : 12015356
Sample ID : BH211

Depth : 0.70





SDG: 150828-44
Job: H_URS_WIM-273
Client Reference:

Location: Stag Brewery
Customer: AECOM
Attention: Gary Marshall

Order Number:
Report Number: 329060
Superseded Report:

Appendix

1. Results are expressed on a dry weight basis (dried at 35°C) for all soil analyses except for the following: NRA Leach tests, flash point, ammonium as NH₄ by the BRE method, VOC TICS, SVOC TICS, TOF-MS SCAN/SEARCH and TOF-MS TICS.

2. Samples will be run in duplicate upon request, but an additional charge may be incurred.

3. If sufficient sample is received a sub sample will be retained free of charge for 30 days after analysis is completed (e-mailed) for both soil jars, tubs and volatile jars. All waters and vials will be discarded 10 days after the analysis is completed (e-mailed). All material removed during an asbestos containing material screen and analysed for the presence of asbestos will be retained for a period of 6 months after the analysis date. All samples received and not scheduled will be disposed of one month after the date of receipt unless we are instructed to the contrary. Once the initial period has expired, a storage charge will be applied for each month or part thereof until the client cancels the request for sample storage. ALcontrol Laboratories reserve the right to charge for samples received and stored but not analysed.

4. With respect to turnaround, we will always endeavour to meet client requirements wherever possible, but turnaround times cannot be absolutely guaranteed due to so many variables beyond our control.

5. We take responsibility for any test performed by sub-contractors (marked with an asterisk). We endeavour to use UKAS/MCERTS Accredited Laboratories, who either complete a quality questionnaire or are audited by ourselves. For some determinands there are no UKAS/MCERTS Accredited Laboratories, in this instance a laboratory with a known track record will be utilised.

6. When requested, the individual sub sample scheduled will be screened in house for the presence of large asbestos containing material fragments/pieces. If no asbestos containing material is found this will be reported as 'no asbestos containing material detected'. If asbestos containing material is detected it will be removed and analysed by our documented in house method TM048 based on HSG 248 (2005), which is accredited to ISO17025. If asbestos containing material is present no further analysis will be undertaken. At no point is the fibre content of the soil sample determined.

7. If no separate volatile sample is supplied by the client, the integrity of the data may be compromised if the laboratory is required to create a sub-sample from the bulk sample -similarly, if a headspace or sediment is present in the volatile sample. This will be flagged up as an invalid VOC on the test schedule or recorded on the log sheet.

8. If appropriate preserved bottles are not received preservation will take place on receipt. However, the integrity of the data may be compromised.

9. NDP -No determination possible due to insufficient/unsuitable sample.

10. Metals in water are performed on a filtered sample, and therefore represent dissolved metals -total metals must be requested separately.

11. A table containing the date of analysis for each parameter is not routinely included with the report, but is available upon request.

12. Results relate only to the items tested

13. **Surrogate recoveries** -Most of our organic methods include surrogates, the recovery of which is monitored and reported. For EPH, MO, PAH, GRO and VOCs on soils the result is not surrogate corrected, but a percentage recovery is quoted. Acceptable limits for most organic methods are 70 -130 %.

14. **Product analyses** -Organic analyses on products can only be semi-quantitative due to the matrix effects and high dilution factors employed.

15. Phenols monohydric by HPLC include phenol, cresols (2-Methylphenol, 3-Methylphenol and 4-Methylphenol) and Xylenols (2,3 Dimethylphenol, 2,4 Dimethylphenol, 2,5 Dimethylphenol, 2,6 Dimethylphenol, 3,4 Dimethylphenol, 3,5 Dimethylphenol).

16. Total of 5 speciated phenols by HPLC includes Phenol, 2,3,5-Trimethyl Phenol, 2-Isopropylphenol, Cresols and Xylenols (as detailed in 14).

17. Stones/debris are not routinely removed. We always endeavour to take a representative sub sample from the received sample.

18. Our MCERTS accreditation for PAHs by GCMS applies to all product types apart from Kerosene, where naphthalene only is not accredited.

19. In certain circumstances the method detection limit may be elevated due to the sample being outside the calibration range. Other factors that may contribute to this include possible interferences. In both cases the sample would be diluted which would cause the method detection limit to be raised.

20. Mercury results quoted on soils will not include volatile mercury as the analysis is performed on a dried and crushed sample.

21. For the BSEN 12457-3 two batch process to allow the cumulative release to be calculated, the volume of the leachate produced is measured and filtered for all tests. We therefore cannot carry out any unfiltered analysis. The tests affected include volatiles GCFID/GCMS and all subcontracted analysis.

22. For all leachate preparations (NRA, DIN, TCLP, BSEN 12457-1, 2, 3) volatile loss may occur, as we do not employ zero headspace extraction.

23. We are accredited to MCERTS for sand, clay and loam/topsoil, or any of these materials -whether these are derived from naturally occurring soil profiles, or from fill/made ground, as long as these materials constitute the major part of the sample. Other coarse granular material such as concrete, gravel and brick are not accredited if they comprise the major part of the sample.

24. Analysis and identification of specific compounds using GCFID is by retention time only, and we routinely calibrate and quantify for benzene, toluene, ethylbenzenes and xylenes (BTEX). For total volatiles in the C4 -C10 range, the total area of the chromatogram is integrated and expressed as ug/kg or ug/l. Although this analysis is commonly used for the quantification of gasoline range organics (GRO), the system will also detect other compounds such as chlorinated solvents, and this may lead to a falsely high result with respect to hydrocarbons only. It is not possible to specifically identify these non-hydrocarbons, as standards are not routinely run for any other compounds, and for more definitive identification, volatiles by GCMS should be utilised.

SOLID MATRICES EXTRACTION SUMMARY

ANALYSIS	D/C OR WET	EXTRACTION SOLVENT	EXTRACTION METHOD	ANALYSIS
SOLVENT EXTRACTABLE MATTER	D&C	DOM	SOXHERM	GRAMMETRIC
CYCLOHEXANE EXT. MATTER	D&C	CYCLOHEXANE	SOXHERM	GRAMMETRIC
THIN LAYER CHROMATOGRAPHY	D&C	DOM	SOXHERM	IATROSCAN
ELEMENTAL SULPHUR	D&C	DOM	SOXHERM	HFLC
PHENOLSBY GOMS	WET	DOM	SOXHERM	GCMS
HERBICIDES	D&C	HBXANACETONE	SOXHERM	GCMS
PESTICIDES	D&C	HBXANACETONE	SOXHERM	GCMS
EPH (DRO)	D&C	HBXANACETONE	END OVEREND	GCFD
EPH (MINOIL)	D&C	HBXANACETONE	END OVEREND	GCFD
EPH (CLEANED UP)	D&C	HBXANACETONE	END OVEREND	GCFD
EPH CWG BY GC	D&C	HBXANACETONE	END OVEREND	GCFD
PCB TOT / PCB CON	D&C	HBXANACETONE	END OVEREND	GCMS
POLYAROMATIC HYDROCARBONS (MS)	WET	HBXANACETONE	MICROWAVE TM218.	GCMS
C8-C40 (C8-C40) EZ FLASH	WET	HBXANACETONE	SHAKER	GCEZ
POLYAROMATIC HYDROCARBONS RAPID GC	WET	HBXANACETONE	SHAKER	GCEZ
SEM VOLATILE ORGANIC COMPOUNDS	WET	DOMACETONE	SONICATE	GCMS

LIQUID MATRICES EXTRACTION SUMMARY

ANALYSIS	EXTRACTION SOLVENT	EXTRACTION METHOD	ANALYSIS
PAHMS	HEXANE	STIRREDEXTRACTION(STIR-BAR)	GCMS
EPH	HEXANE	STIRREDEXTRACTION(STIR-BAR)	GCFD
EPH CWG	HEXANE	STIRREDEXTRACTION(STIR-BAR)	GCFD
MINERAL OIL	HEXANE	STIRREDEXTRACTION(STIR-BAR)	GCFD
PCB 7 CONGENERS	HEXANE	STIRREDEXTRACTION(STIR-BAR)	GCMS
PCB TOTAL	HEXANE	STIRREDEXTRACTION(STIR-BAR)	GCMS
SVOC	DOM	LIQUID/LIQUID SHAKE	GCMS
FREE SULPHUR	DOM	SOLID PHASE EXTRACTION	HFLC
PEST COPP	DOM	LIQUID/LIQUID SHAKE	GCMS
TRIAZINE HERBS	DOM	LIQUID/LIQUID SHAKE	GCMS
PHENOLS MS	DOM	SOLID PHASE EXTRACTION	GCMS
TPH by INFRARED (IR)	TCE	LIQUID/LIQUID SHAKE	HFLC
MINERAL OIL by IR	TCE	LIQUID/LIQUID SHAKE	HFLC
GLYCOLS	NONE	DIRECT INJECTION	GCMS

Identification of Asbestos in Bulk Materials

The results for asbestos identification for soil samples are obtained from possible Asbestos Containing Material, removed during the 'Screening of soils for Asbestos Containing Materials', which have been examined to determine the presence of asbestos fibres using Alcontrol Laboratories (Hawarden) in-house method of transmitted/polarised light microscopy and central stop dispersion staining, based on HSG 248 (2005).

Visual Estimation Of Fibre Content

Estimation of fibre content is not permitted as part of our UKAS accredited test other than: - Trace -Where only one or two asbestos fibres were identified.

Further guidance on typical asbestos fibre content of manufactured products can be found in MDHS 100.

The identification of asbestos containing materials falls within our schedule of tests for which we hold UKAS accreditation, however opinions, interpretations and all other information contained in the report are outside the scope of UKAS accreditation.

Asbestos Type	Common Name
Chrysotile	White Asbestos
Amosite	Brown Asbestos
Crocidolite	Blue Asbestos
Fibrous Actinolite	-
Fibrous Anthophyllite	-
Fibrous Tremolite	-

SDG: 150828-44
 Job: H_URS_WIM-273
 Client Reference:

Location: Stag Brewery
 Customer: AECOM
 Attention: Gary Marshall

Order Number:
 Report Number: 329060
 Superseded Report:

Appendix General

1. Results are expressed on a dry weight basis (dried at 35°C) for all soil analyses except for the following: NRA and CEN Leach tests, flash point LOI, pH, ammonium as NH4 by the BRE method, VOC TICS and SVOC TICS.

2. Samples will be run in duplicate upon request, but an additional charge may be incurred.

3. If sufficient sample is received a sub sample will be retained free of charge for 30 days after analysis is completed (e-mailed) for all sample types unless the sample is destroyed on testing. The prepared soil sub sample that is analysed for asbestos will be retained for a period of 6 months after the analysis date. All bulk samples will be retained for a period of 6 months after the analysis date. All samples received and not scheduled will be disposed of one month after the date of receipt unless we are instructed to the contrary. Once the initial period has expired, a storage charge will be applied for each month or part thereof until the client cancels the request for sample storage. ALcontrol Laboratories reserve the right to charge for samples received and stored but not analysed.

4. With respect to turnaround, we will always endeavour to meet client requirements wherever possible, but turnaround times cannot be absolutely guaranteed due to so many variables beyond our control.

5. We take responsibility for any test performed by sub-contractors (marked with an asterisk). We endeavour to use UKAS/MCERTS Accredited Laboratories, who either complete a quality questionnaire or are audited by ourselves. For some determinands there are no UKAS/MCERTS Accredited Laboratories, in this instance a laboratory with a known track record will be utilised.

6. When requested, the individual sub sample scheduled will be analysed in house for the presence of asbestos fibres and asbestos containing material by our documented in house method TM048 based on HSG 248 (2005), which is accredited to ISO17025. If a specific asbestos fibre type is not found this will be reported as "Not detected". If no asbestos fibre types are found all will be reported as "Not detected" and the sub sample analysed deemed to be clear of asbestos. If an asbestos fibre type is found it will be reported as detected (for each fibre type found). Testing can be carried out on asbestos positive samples, but, due to Health and Safety considerations, may be replaced by alternative tests or reported as No Determination Possible. The quantity of asbestos present is not determined unless specifically requested.

7. If no separate volatile sample is supplied by the client, or if a headspace or sediment is present in the volatile sample, the integrity of the data may be compromised. This will be flagged up as an invalid VOC on the test schedule and the result marked as deviating on the test certificate.

8. If appropriate preserved bottles are not received preservation will take place on receipt. However, the integrity of the data may be compromised.

9. NDP -No determination possible due to insufficient/unsuitable sample.

10. Metals in water are performed on a filtered sample, and therefore represent dissolved metals -total metals must be requested separately.

11. Results relate only to the items tested.

12. LODs for wet tests reported on a dry weight basis are not corrected for moisture content.

13. **Surrogate recoveries** - Surrogates are added to your sample to monitor recovery of the test requested. A % recovery is reported, results are not corrected for the recovery measured. Typical recoveries for organics tests are 70-130%, they are generally wider for volatiles analysis, 50-150%. Recoveries in soils are affected by organic rich or clay rich matrices. Waters can be affected by remediation fluids or high amounts of sediment. Test results are only ever reported if all of the associated quality checks pass; it is assumed that all recoveries outside of the values above are due to matrix affect.

14. **Product analyses** -Organic analyses on products can only be semi-quantitative due to the matrix effects and high dilution factors employed.

15. Phenols monohydric by HPLC include phenol, cresols (2-Methylphenol, 3-Methylphenol and 4-Methylphenol) and Xylenols (2,3 Dimethylphenol, 2,4 Dimethylphenol, 2,5 Dimethylphenol, 2,6 Dimethylphenol, 3,4 Dimethylphenol, 3,5 Dimethylphenol).

16. Total of 5 speciated phenols by HPLC includes Phenol, 2,3,5-Trimethyl Phenol, 2-Isopropylphenol, Cresols and Xylenols (as detailed in 15).

17. Stones/debris are not routinely removed. We always endeavour to take a representative sub sample from the received sample.

18. In certain circumstances the method detection limit may be elevated due to the sample being outside the calibration range. Other factors that may contribute to this include possible interferences. In both cases the sample would be diluted which would cause the method detection limit to be raised.

19. Mercury results quoted on soils will not include volatile mercury as the analysis is performed on a dried and crushed sample.

20. For the BSEN 12457-3 two batch process to allow the cumulative release to be calculated, the volume of the leachate produced is measured and filtered for all tests. We therefore cannot carry out any unfiltered analysis. The tests affected include volatiles GCFID/GCMS and all subcontracted analysis.

21. For all leachate preparations (NRA, DIN, TCLP, BSEN 12457-1, 2, 3) volatile loss may occur, as we do not employ zero headspace extraction.

22. We are accredited to MCERTS for sand, clay and loam/topsoil, or any of these materials - whether these are derived from naturally occurring soil profiles, or from fill /made ground, as long as these materials constitute the major part of the sample. Other coarse granular material such as concrete, gravel and brick are not accredited if they comprise the major part of the sample.

23. Analysis and identification of specific compounds using GCFID is by retention time only, and we routinely calibrate and quantify for benzene, toluene, ethylbenzenes and xylenes (BTEX). For total volatiles in the C5-C12 range, the total area of the chromatogram is integrated and expressed as ug/kg or ug/l. Although this analysis is commonly used for the quantification of gasoline range organics (GRO), the system will also detect other compounds such as chlorinated solvents, and this may lead to a falsely high result with respect to hydrocarbons only. It is not possible to specifically identify these non-hydrocarbons, as standards are not routinely run for any other compounds, and for more definitive identification, volatiles by GCMS should be utilised.

Sample Deviations

1	Container with Headspace provided for volatiles analysis
2	Incorrect container received
3	Deviation from method
4	Holding time exceeded before sample received
5	Samples exceeded holding time before preservation was performed
\$	Sampled on date not provided
♦	Sample holding time exceeded in laboratory
@	Sample holding time exceeded due to sampled on date
&	Sample Holding Time exceeded - Late arrival of instructions.

Asbestos

Identification of Asbestos in Bulk Materials & Soils

The results for identification of asbestos in bulk materials are obtained from supplied bulk materials which have been examined to determine the presence of asbestos fibres using Alcontrol Laboratories (Hawarden) in-house method of transmitted/polarised light microscopy and central stop dispersion staining, based on HSG 248 (2005).

The results for identification of asbestos in soils are obtained from a homogenised sub sample which has been examined to determine the presence of asbestos fibres using Alcontrol Laboratories (Hawarden) in-house method of transmitted/polarised light microscopy and central stop dispersion staining, based on HSG 248 (2005).

Asbestos Type	Common Name
Chrysotile	White Asbestos
Amosite	Brown Asbestos
Crocidolite	Blue Asbestos
Fibrous Actinolite	-
Fibrous Anthophyllite	-
Fibrous Tremolite	-

Visual Estimation Of Fibre Content

Estimation of fibre content is not permitted as part of our UKAS accredited test other than: - Trace - Where only one or two asbestos fibres were identified.

Further guidance on typical asbestos fibre content of manufactured products can be found in HSG 264.

The identification of asbestos containing materials and soils falls within our schedule of tests for which we hold UKAS accreditation, however opinions, interpretations and all other information contained in the report are outside the scope of UKAS accreditation.



AECOM
St. George's House
2nd Floor
5 St. George's Road
Wimbledon
Greater London
SW19 4DR

Attention: Gary Marshall

CERTIFICATE OF ANALYSIS

Date: 09 September 2015
Customer: H_URS_WIM
Sample Delivery Group (SDG): 150828-48
Your Reference:
Location: Stag Brewery
Report No: 329008

We received 4 samples on Friday August 28, 2015 and 4 of these samples were scheduled for analysis which was completed on Wednesday September 09, 2015. Accredited laboratory tests are defined within the report, but opinions, interpretations and on-site data expressed herein are outside the scope of ISO 17025 accreditation.

Should this report require incorporation into client reports, it must be used in its entirety and not simply with the data sections alone.

All chemical testing (unless subcontracted) is performed at ALcontrol Hawarden Laboratories.

Approved By:

Sonia McWhan
Operations Manager





SDG: 150828-48
Job: H_URS_WIM-273
Client Reference:

Location: Stag Brewery
Customer: AECOM
Attention: Gary Marshall

Order Number:
Report Number: 329008
Superseded Report:

Received Sample Overview

Lab Sample No(s)	Customer Sample Ref.	AGS Ref.	Depth (m)	Sampled Date
11977832	BH212		0.60	27/08/2015
11977833	BH212		1.80 - 2.50	27/08/2015
11977835	BH213		0.60	27/08/2015
11977837	BH213		1.70 - 2.00	27/08/2015



Only received samples which have had analysis scheduled will be shown on the following pages.



SDG: 150828-48
 Job: H_URS_WIM-273
 Client Reference:

Location: Stag Brewery
 Customer: AECOM
 Attention: Gary Marshall

Order Number:
 Report Number: 329008
 Superseded Report:

SOLID Results Legend  Test  No Determination Possible	Lab Sample No(s)	11977832	11977833	11977835	11977837		
	Customer Sample Reference	BH212	BH212	BH213	BH213		
	AGS Reference						
	Depth (m)	0.60	1.80 - 2.50	0.60	1.70 - 2.00		
	Container	250g Amber Jar (AL 400g Tub (ALE214) 60g VOC (ALE215) 250g Amber Jar (AL	400g Tub (ALE214) 60g VOC (ALE215) 250g Amber Jar (AL	400g Tub (ALE214) 60g VOC (ALE215) 250g Amber Jar (AL	400g Tub (ALE214) 60g VOC (ALE215) 250g Amber Jar (AL		
Ammonium Soil by Titration	All	NDPs: 0 Tests: 4	X	X	X	X	
Asbestos ID in Solid Samples	All	NDPs: 0 Tests: 2	X		X		
Easily Liberated Sulphide	All	NDPs: 0 Tests: 4	X	X	X	X	
EPH CWG (Aliphatic) GC (S)	All	NDPs: 0 Tests: 4	X	X	X	X	
EPH CWG (Aromatic) GC (S)	All	NDPs: 0 Tests: 4	X	X	X	X	
GRO by GC-FID (S)	All	NDPs: 0 Tests: 4		X	X	X	X
Hexavalent Chromium (s)	All	NDPs: 0 Tests: 4	X	X	X	X	
Metals in solid samples by OES	All	NDPs: 0 Tests: 4	X	X	X	X	
PAH by GCMS	All	NDPs: 0 Tests: 4	X	X	X	X	
pH	All	NDPs: 0 Tests: 4	X	X	X	X	
Sample description	All	NDPs: 0 Tests: 4	X	X	X	X	
Total Organic Carbon	All	NDPs: 0 Tests: 4	X	X	X	X	
Total Sulphate	All	NDPs: 0 Tests: 4	X	X	X	X	
TPH CWG GC (S)	All	NDPs: 0 Tests: 4	X	X	X	X	
VOC MS (S)	All	NDPs: 0 Tests: 4		X	X	X	X



SDG: 150828-48
Job: H_URS_WIM-273
Client Reference:

Location: Stag Brewery
Customer: AECOM
Attention: Gary Marshall

Order Number:
Report Number: 329008
Superseded Report:

Sample Descriptions

Grain Sizes

very fine	<0.063mm	fine	0.063mm - 0.1mm	medium	0.1mm - 2mm	coarse	2mm - 10mm	very coarse	>10mm
-----------	----------	------	-----------------	--------	-------------	--------	------------	-------------	-------

Lab Sample No(s)	Customer Sample Ref.	Depth (m)	Colour	Description	Grain size	Inclusions	Inclusions 2
11977832	BH212	0.60	Dark Brown	Sandy Loam	0.1 - 2 mm	Stones	None
11977833	BH212	1.80 - 2.50	Light Brown	Sand	0.1 - 2 mm	Stones	None
11977835	BH213	0.60	Dark Brown	Sandy Clay Loam	0.1 - 2 mm	Stones	Tile/Insulation Board
11977837	BH213	1.70 - 2.00	Light Brown	Sand	0.1 - 2 mm	Stones	None

These descriptions are only intended to act as a cross check if sample identities are questioned, and to provide a log of sample matrices with respect to MCERTS validation. They are not intended as full geological descriptions.

We are accredited to MCERTS for sand, clay and loam/topsoil, or any of these materials - whether these are derived from naturally occurring soil profiles, or from fill/made ground, as long as these materials constitute the major part of the sample.

Other coarse granular materials such as concrete, gravel and brick are not accredited if they comprise the major part of the sample.



CERTIFICATE OF ANALYSIS

SDG: 150828-48
Job: H_URS_WIM-273
Client Reference:

Location: Stag Brewery
Customer: AECOM
Attention: Gary Marshall

Order Number:
Report Number: 329008
Superseded Report:

Results Legend		Customer Sample R	BH212	BH212	BH213	BH213		
#	ISO17025 accredited.	Depth (m) Sample Type Date Sampled Sampled Time Date Received SDG Ref Lab Sample No.(s) AGS Reference						
M	mCERTS accredited.		0.60	1.80 - 2.50	0.60	1.70 - 2.00		
aq	Aqueous / settled sample.		Soil/Solid	Soil/Solid	Soil/Solid	Soil/Solid		
diss.filt	Dissolved / filtered sample.		27/08/2015	27/08/2015	27/08/2015	27/08/2015		
tot.unfilt	Total / unfiltered sample.		00:00:00	00:00:00	00:00:00	00:00:00		
*	Subcontracted test.		28/08/2015	28/08/2015	28/08/2015	28/08/2015		
**	% recovery of the surrogate standard to check the efficiency of the method. The results of individual compounds within samples aren't corrected for the recovery		150828-48	150828-48	150828-48	150828-48		
(F)	Trigger breach confirmed		11977832	11977833	11977835	11977837		
1-5&*\$@	Sample deviation (see appendix)							
Component	LOD/Units		Method					
Moisture Content Ratio (% of as received sample)	%	PM024	7	5.7	17	6.5		
Exchangeable Ammonia as NH4	<15 mg/kg	TM024	18.2	<15	<15	<15		
Organic Carbon, Total	<0.2 %	TM132	<0.2	<0.2	2.07	<0.2		
pH	1 pH Units	TM133	8.95	7.72	8.04	7.84		
Chromium, Hexavalent	<0.6 mg/kg	TM151	<0.6	<0.6	<0.6	<0.6		
Sulphide, Easily liberated	<15 mg/kg	TM180	<15	<15	<15	<15		
Arsenic	<0.6 mg/kg	TM181	19.2	18.8	19.1	19.1		
Cadmium	<0.02 mg/kg	TM181	1.44	0.393	0.547	0.389		
Chromium	<0.9 mg/kg	TM181	6.94	16.9	17.1	20.2		
Copper	<1.4 mg/kg	TM181	13.9	4.3	29.6	6.42		
Lead	<0.7 mg/kg	TM181	271	5.92	2910	6.91		
Mercury	<0.14 mg/kg	TM181	<0.14	<0.14	<0.14	<0.14		
Nickel	<0.2 mg/kg	TM181	6.81	19.2	14.7	22		
Selenium	<1 mg/kg	TM181	<1	<1	<1	<1		
Zinc	<1.9 mg/kg	TM181	276	23.4	906	26.2		
Sulphate, Total	<48 mg/kg	TM221	1090	49.6	7440	80.7		



SDG: 150828-48
 Job: H_URS_WIM-273
 Client Reference:

Location: Stag Brewery
 Customer: AECOM
 Attention: Gary Marshall

Order Number:
 Report Number: 329008
 Superseded Report:

PAH by GCMS

Results Legend		Customer Sample R	BH212	BH212	BH213	BH213		
#	ISO17025 accredited.	Depth (m) Sample Type Date Sampled Sampled Time Date Received SDG Ref Lab Sample No.(s) AGS Reference	BH212	BH212	BH213	BH213		
M	mCERTS accredited.		0.60	1.80 - 2.50	0.60	1.70 - 2.00		
aq	Aqueous / settled sample.		Soil/Solid	Soil/Solid	Soil/Solid	Soil/Solid		
diss.filt	Dissolved / filtered sample.		27/08/2015	27/08/2015	27/08/2015	27/08/2015		
tot.unfilt	Total / unfiltered sample.		00:00:00	00:00:00	00:00:00	00:00:00		
*	Subcontracted test.		28/08/2015	28/08/2015	28/08/2015	28/08/2015		
**	% recovery of the surrogate standard to check the efficiency of the method. The results of individual compounds within samples aren't corrected for the recovery		150828-48	150828-48	150828-48	150828-48		
(F)	Trigger breach confirmed		11977832	11977833	11977835	11977837		
1-58*\$@	Sample deviation (see appendix)							
Component	LOD/Units		Method					
Naphthalene-d8 % recovery**	%	TM218	97.6	94.5	98.6	96.2		
Acenaphthene-d10 % recovery**	%	TM218	94.2	90.6	95	92.2		
Phenanthrene-d10 % recovery**	%	TM218	91.1	87.3	91.2	89.6		
Chrysene-d12 % recovery**	%	TM218	91.4	77.2	90.4	79		
Perylene-d12 % recovery**	%	TM218	97.3	78.4	95.7	80.7		
Naphthalene	<9 µg/kg	TM218	<9 M	<9 M	27.4 M	<9 M		
Acenaphthylene	<12 µg/kg	TM218	20.5 M	<12 M	27.8 M	<12 M		
Acenaphthene	<8 µg/kg	TM218	<8 M	<8 M	15.9 M	<8 M		
Fluorene	<10 µg/kg	TM218	<10 M	<10 M	12.1 M	<10 M		
Phenanthrene	<15 µg/kg	TM218	218 M	<15 M	329 M	<15 M		
Anthracene	<16 µg/kg	TM218	85.9 M	<16 M	71.8 M	<16 M		
Fluoranthene	<17 µg/kg	TM218	1270 M	<17 M	820 M	<17 M		
Pyrene	<15 µg/kg	TM218	975 M	<15 M	729 M	<15 M		
Benz(a)anthracene	<14 µg/kg	TM218	927 M	<14 M	449 M	<14 M		
Chrysene	<10 µg/kg	TM218	908 M	<10 M	414 M	<10 M		
Benzo(b)fluoranthene	<15 µg/kg	TM218	1460 M	<15 M	588 M	<15 M		
Benzo(k)fluoranthene	<14 µg/kg	TM218	503 M	<14 M	255 M	<14 M		
Benzo(a)pyrene	<15 µg/kg	TM218	1050 M	<15 M	485 M	<15 M		
Indeno(1,2,3-cd)pyrene	<18 µg/kg	TM218	668 M	<18 M	270 M	<18 M		
Dibenzo(a,h)anthracene	<23 µg/kg	TM218	195 M	<23 M	73.2 M	<23 M		
Benzo(g,h,i)perylene	<24 µg/kg	TM218	755 M	<24 M	358 M	<24 M		
PAH, Total Detected USEPA 16	<118 µg/kg	TM218	9030	<118	4920	<118		



SDG: 150828-48
 Job: H_URS_WIM-273
 Client Reference:

Location: Stag Brewery
 Customer: AECOM
 Attention: Gary Marshall

Order Number:
 Report Number: 329008
 Superseded Report:

TPH CWG (S)

Results Legend		Customer Sample R	BH212	BH212	BH213	BH213		
#	ISO17025 accredited.	Depth (m) Sample Type Date Sampled Sampled Time Date Received SDG Ref Lab Sample No.(s) AGS Reference						
M	mCERTS accredited.		0.60	1.80 - 2.50	0.60	1.70 - 2.00		
aq	Aqueous / settled sample.		Soil/Solid	Soil/Solid	Soil/Solid	Soil/Solid		
diss.filt	Dissolved / filtered sample.		27/08/2015	27/08/2015	27/08/2015	27/08/2015		
tot.unfilt	Total / unfiltered sample.		00:00:00	00:00:00	00:00:00	00:00:00		
*	Subcontracted test.		28/08/2015	28/08/2015	28/08/2015	28/08/2015		
**	% recovery of the surrogate standard to check the efficiency of the method. The results of individual compounds within samples aren't corrected for the recovery		150828-48	150828-48	150828-48	150828-48		
(F)	Trigger breach confirmed		11977832	11977833	11977835	11977837		
1-5	@	Sample deviation (see appendix)							
Component	LOD/Units		Method					
GRO Surrogate % recovery**	%	TM089	114	127	76	110		
GRO TOT (Moisture Corrected)	<44 µg/kg	TM089	<44	<44	<44	<44		
Methyl tertiary butyl ether (MTBE)	<5 µg/kg	TM089	<5	<5	<5	<5		
Benzene	<10 µg/kg	TM089	<10	<10	<10	<10		
Toluene	<2 µg/kg	TM089	<2	<2	<2	<2		
Ethylbenzene	<3 µg/kg	TM089	<3	<3	<3	<3		
m,p-Xylene	<6 µg/kg	TM089	<6	<6	<6	<6		
o-Xylene	<3 µg/kg	TM089	<3	<3	<3	<3		
sum of detected mpo xylene by GC	<9 µg/kg	TM089	<9	<9	<9	<9		
sum of detected BTEX by GC	<24 µg/kg	TM089	<24	<24	<24	<24		
Aliphatics >C5-C6	<10 µg/kg	TM089	<10	<10	<10	<10		
Aliphatics >C6-C8	<10 µg/kg	TM089	<10	<10	<10	<10		
Aliphatics >C8-C10	<10 µg/kg	TM089	<10	<10	<10	<10		
Aliphatics >C10-C12	<10 µg/kg	TM089	<10	<10	<10	<10		
Aliphatics >C12-C16	<100 µg/kg	TM173	<100	<100	<100	<100		
Aliphatics >C16-C21	<100 µg/kg	TM173	<100	<100	<100	<100		
Aliphatics >C21-C35	<100 µg/kg	TM173	<100	<100	6060	<100		
Aliphatics >C35-C44	<100 µg/kg	TM173	<100	<100	<100	<100		
Total Aliphatics >C12-C44	<100 µg/kg	TM173	<100	<100	6060	<100		
Aromatics >EC5-EC7	<10 µg/kg	TM089	<10	<10	<10	<10		
Aromatics >EC7-EC8	<10 µg/kg	TM089	<10	<10	<10	<10		
Aromatics >EC8-EC10	<10 µg/kg	TM089	<10	<10	<10	<10		
Aromatics >EC10-EC12	<10 µg/kg	TM089	<10	<10	<10	<10		
Aromatics >EC12-EC16	<100 µg/kg	TM173	<100	<100	2150	<100		
Aromatics >EC16-EC21	<100 µg/kg	TM173	496	<100	10600	<100		
Aromatics >EC21-EC35	<100 µg/kg	TM173	4600	<100	31100	<100		
Aromatics >EC35-EC44	<100 µg/kg	TM173	<100	<100	10900	<100		
Aromatics >EC40-EC44	<100 µg/kg	TM173	<100	<100	3970	<100		
Total Aromatics >EC12-EC44	<100 µg/kg	TM173	5100	<100	54800	<100		
Total Aliphatics & Aromatics >C5-C44	<100 µg/kg	TM173	5100	<100	60900	<100		



CERTIFICATE OF ANALYSIS

SDG: 150828-48
 Job: H_URS_WIM-273
 Client Reference:

Location: Stag Brewery
 Customer: AECOM
 Attention: Gary Marshall

Order Number:
 Report Number: 329008
 Superseded Report:

VOC MS (S)

Results Legend		Customer Sample R	BH212	BH212	BH213	BH213		
#	ISO17025 accredited.		0.60	1.80 - 2.50	0.60	1.70 - 2.00		
M	mCERTS accredited.	Depth (m)	0.60	1.80 - 2.50	0.60	1.70 - 2.00		
aq	Aqueous / settled sample.	Sample Type	Soil/Solid	Soil/Solid	Soil/Solid	Soil/Solid		
diss.filt	Dissolved / filtered sample.	Date Sampled	27/08/2015	27/08/2015	27/08/2015	27/08/2015		
tot.unfilt	Total / unfiltered sample.	Sampled Time	00:00:00	00:00:00	00:00:00	00:00:00		
*	Subcontracted test.	Date Received	28/08/2015	28/08/2015	28/08/2015	28/08/2015		
**	% recovery of the surrogate standard to check the efficiency of the method. The results of individual compounds within samples aren't corrected for the recovery	SDG Ref	150828-48	150828-48	150828-48	150828-48		
(F)	Trigger breach confirmed	Lab Sample No.(s)	11977832	11977833	11977835	11977837		
1-5ö	Sample deviation (see appendix)	AGS Reference						
Component	LOD/Units	Method						
Dibromofluoromethane**	%	TM116	114	124	121	116		
Toluene-d8**	%	TM116	102	111	108	110		
4-Bromofluorobenzene**	%	TM116	94.1	105	85.4	104		
Dichlorodifluoromethane	<6 µg/kg	TM116	<6	<6	<6	<6		
Chloromethane	<7 µg/kg	TM116	<7	<7	<7	<7		
Vinyl Chloride	<6 µg/kg	TM116	<6	<6	<6	<6		
Bromomethane	<10 µg/kg	TM116	<10	<10	<10	<10		
Chloroethane	<10 µg/kg	TM116	<10	<10	<10	<10		
Trichlorofluoromethane	<6 µg/kg	TM116	<6	<6	<6	<6		
1,1-Dichloroethene	<10 µg/kg	TM116	<10	<10	<10	<10		
Carbon Disulphide	<7 µg/kg	TM116	<7	<7	<7	<7		
Dichloromethane	<10 µg/kg	TM116	<10	<10	<10	<10		
Methyl Tertiary Butyl Ether	<10 µg/kg	TM116	<10	<10	<10	<10		
trans-1,2-Dichloroethene	<10 µg/kg	TM116	<10	<10	<10	<10		
1,1-Dichloroethane	<8 µg/kg	TM116	<8	<8	<8	<8		
cis-1,2-Dichloroethene	<6 µg/kg	TM116	<6	<6	<6	<6		
2,2-Dichloropropane	<10 µg/kg	TM116	<10	<10	<10	<10		
Bromochloromethane	<10 µg/kg	TM116	<10	<10	<10	<10		
Chloroform	<8 µg/kg	TM116	<8	<8	<8	<8		
1,1,1-Trichloroethane	<7 µg/kg	TM116	<7	<7	<7	<7		
1,1-Dichloropropene	<10 µg/kg	TM116	<10	<10	<10	<10		
Carbontetrachloride	<10 µg/kg	TM116	<10	<10	<10	<10		
1,2-Dichloroethane	<5 µg/kg	TM116	<5	<5	<5	<5		
Benzene	<9 µg/kg	TM116	<9	<9	<9	<9		
Trichloroethene	<9 µg/kg	TM116	<9	<9	<9	<9		
1,2-Dichloropropane	<10 µg/kg	TM116	<10	<10	<10	<10		
Dibromomethane	<9 µg/kg	TM116	<9	<9	<9	<9		
Bromodichloromethane	<7 µg/kg	TM116	<7	<7	<7	<7		
cis-1,3-Dichloropropene	<10 µg/kg	TM116	<10	<10	<10	<10		
Toluene	<7 µg/kg	TM116	<7	<7	<7	<7		
trans-1,3-Dichloropropene	<10 µg/kg	TM116	<10	<10	<10	<10		
1,1,2-Trichloroethane	<10 µg/kg	TM116	<10	<10	<10	<10		



SDG: 150828-48
 Job: H_URS_WIM-273
 Client Reference:

Location: Stag Brewery
 Customer: AECOM
 Attention: Gary Marshall

Order Number:
 Report Number: 329008
 Superseded Report:

VOC MS (S)

Results Legend		Customer Sample R	BH212	BH212	BH213	BH213		
#	ISO17025 accredited.	Depth (m) Sample Type Date Sampled Sampled Time Date Received SDG Ref Lab Sample No.(s) AGS Reference	0.60	1.80 - 2.50	0.60	1.70 - 2.00		
M	mCERTS accredited.		Soil/Solid	Soil/Solid	Soil/Solid	Soil/Solid		
aq	Aqueous / settled sample.		27/08/2015	27/08/2015	27/08/2015	27/08/2015		
diss.filt	Dissolved / filtered sample.		00:00:00	00:00:00	00:00:00	00:00:00		
tot.unfilt	Total / unfiltered sample.		28/08/2015	28/08/2015	28/08/2015	28/08/2015		
*	Subcontracted test.		150828-48	150828-48	150828-48	150828-48		
**	% recovery of the surrogate standard to check the efficiency of the method. The results of individual compounds within samples aren't corrected for the recovery		11977832	11977833	11977835	11977837		
(F)	Trigger breach confirmed							
1-5&	Sample deviation (see appendix)							
Component	LOD/Units		Method					
1,3-Dichloropropane	<7 µg/kg	TM116	<7	<7	<7	<7		
			M	M	M	M		
Tetrachloroethene	<5 µg/kg	TM116	<5	<5	<5	<5		
			M	M	M	M		
Dibromochloromethane	<10 µg/kg	TM116	<10	<10	<10	<10		
			M	M	M	M		
1,2-Dibromoethane	<10 µg/kg	TM116	<10	<10	<10	<10		
			M	M	M	M		
Chlorobenzene	<5 µg/kg	TM116	<5	<5	<5	<5		
			M	M	M	M		
1,1,1,2-Tetrachloroethane	<10 µg/kg	TM116	<10	<10	<10	<10		
			M	M	M	M		
Ethylbenzene	<4 µg/kg	TM116	<4	<4	<4	<4		
			M	M	M	M		
p/m-Xylene	<10 µg/kg	TM116	<10	<10	<10	<10		
			#	#	#	#		
o-Xylene	<10 µg/kg	TM116	<10	<10	<10	<10		
			M	M	M	M		
Styrene	<10 µg/kg	TM116	<10	<10	<10	<10		
			#	#	#	#		
Bromoform	<10 µg/kg	TM116	<10	<10	<10	<10		
			M	M	M	M		
Isopropylbenzene	<5 µg/kg	TM116	<5	<5	<5	<5		
			#	#	#	#		
1,1,2,2-Tetrachloroethane	<10 µg/kg	TM116	<10	<10	<10	<10		
			M	M	M	M		
1,2,3-Trichloropropane	<16 µg/kg	TM116	<16	<16	<16	<16		
			M	M	M	M		
Bromobenzene	<10 µg/kg	TM116	<10	<10	<10	<10		
			M	M	M	M		
Propylbenzene	<10 µg/kg	TM116	<10	<10	<10	<10		
			M	M	M	M		
2-Chlorotoluene	<9 µg/kg	TM116	<9	<9	<9	<9		
			M	M	M	M		
1,3,5-Trimethylbenzene	<8 µg/kg	TM116	<8	<8	<8	<8		
			M	M	M	M		
4-Chlorotoluene	<10 µg/kg	TM116	<10	<10	<10	<10		
			M	M	M	M		
tert-Butylbenzene	<14 µg/kg	TM116	<14	<14	<14	<14		
			M	M	M	M		
1,2,4-Trimethylbenzene	<9 µg/kg	TM116	<9	<9	<9	<9		
			#	#	#	#		
sec-Butylbenzene	<10 µg/kg	TM116	<10	<10	<10	<10		
			M	M	M	M		
4-Isopropyltoluene	<10 µg/kg	TM116	<10	<10	<10	<10		
			M	M	M	M		
1,3-Dichlorobenzene	<8 µg/kg	TM116	<8	<8	<8	<8		
			M	M	M	M		
1,4-Dichlorobenzene	<5 µg/kg	TM116	<5	<5	<5	<5		
			M	M	M	M		
n-Butylbenzene	<11 µg/kg	TM116	<11	<11	<11	<11		
1,2-Dichlorobenzene	<10 µg/kg	TM116	<10	<10	<10	<10		
			M	M	M	M		
1,2-Dibromo-3-chloropropane	<14 µg/kg	TM116	<14	<14	<14	<14		
			M	M	M	M		
Tert-amyl methyl ether	<10 µg/kg	TM116	<10	<10	<10	<10		
			#	#	#	#		
1,2,4-Trichlorobenzene	<20 µg/kg	TM116	<20	<20	<20	<20		
Hexachlorobutadiene	<20 µg/kg	TM116	<20	<20	<20	<20		
Naphthalene	<13 µg/kg	TM116	<13	<13	<13	<13		
			M	M	M	M		



CERTIFICATE OF ANALYSIS

Validated

SDG: 150828-48
Job: H_URS_WIM-273
Client Reference:

Location: Stag Brewery
Customer: AECOM
Attention: Gary Marshall

Order Number:
Report Number: 329008
Superseded Report:

VOC MS (S)

Table with columns for Results Legend, Customer Sample R, and four sample IDs (BH212, BH212, BH213, BH213). Rows include component details (1,2,3-Trichlorobenzene) and LOD/Units (20 µg/kg) with detection results (<20 #).



SDG: 150828-48
Job: H_URS_WIM-273
Client Reference:

Location: Stag Brewery
Customer: AECOM
Attention: Gary Marshall

Order Number:
Report Number: 329008
Superseded Report:

Asbestos Identification - Soil

		Date of Analysis	Analysed By	Comments	Amosite (Brown) Asbestos	Chrysotile (White) Asbestos	Crocidolite (Blue) Asbestos	Fibrous Actinolite	Fibrous Anthophyllite	Fibrous Tremolite	Non-Asbestos Fibre
Cust. Sample Ref. Depth (m) Sample Type Date Sampled Date Received SDG Original Sample Method Number	BH212 0.60 SOLID 27/08/2015 00:00:00 29/08/2015 13:54:20 150828-48 11977832 TM048	03/09/2015	Rebecca Rawlings	-	Not Detected (#)	Not Detected (#)	Not Detected (#)	Not Detected (#)	Not Detected (#)	Not Detected (#)	Not Detected
Cust. Sample Ref. Depth (m) Sample Type Date Sampled Date Received SDG Original Sample Method Number	BH213 0.60 SOLID 27/08/2015 00:00:00 29/08/2015 13:59:40 150828-48 11977835 TM048	03/09/2015	Rebecca Rawlings	-	Not Detected (#)	Not Detected (#)	Not Detected (#)	Not Detected (#)	Not Detected (#)	Not Detected (#)	Not Detected



SDG: 150828-48
Job: H_URS_WIM-273
Client Reference:

Location: Stag Brewery
Customer: AECOM
Attention: Gary Marshall

Order Number:
Report Number: 329008
Superseded Report:

Table of Results - Appendix

Method No	Reference	Description	Wet/Dry Sample ¹	Surrogate Corrected
ASB_PREP				
PM001		Preparation of Samples for Metals Analysis		
PM024	Modified BS 1377	Soil preparation including homogenisation, moisture screens of soils for Asbestos Containing Material		
TM024	Method 4500A & B, AWWA/APHA, 20th Ed., 1999	Determination of Exchangeable Ammonium and Ammoniacal Nitrogen as N by titration on solids		
TM048	HSG 248, Asbestos: The analysts' guide for sampling, analysis and clearance procedures	Identification of Asbestos in Bulk Material		
TM089	Modified: US EPA Methods 8020 & 602	Determination of Gasoline Range Hydrocarbons (GRO) and BTEX (MTBE) compounds by Headspace GC-FID (C4-C12)		
TM116	Modified: US EPA Method 8260, 8120, 8020, 624, 610 & 602	Determination of Volatile Organic Compounds by Headspace / GC-MS		
TM132	In - house Method	ELTRA CS800 Operators Guide		
TM133	BS 1377: Part 3 1990;BS 6068-2.5	Determination of pH in Soil and Water using the GLpH pH Meter		
TM151	Method 3500D, AWWA/APHA, 20th Ed., 1999	Determination of Hexavalent Chromium using Kone analyser		
TM173	Analysis of Petroleum Hydrocarbons in Environmental Media – Total Petroleum Hydrocarbon Criteria	Determination of Speciated Extractable Petroleum Hydrocarbons in Soils by GC-FID		
TM180	Sulphide in waters and waste waters 1991 ISBN 01 175 7186 SCA rec. 2007 (unpublished)	The Determination Of Easily Liberated Sulphide In Soil Samples by Ion Selective Electrode Technique		
TM181	US EPA Method 6010B	Determination of Routine Metals in Soil by iCap 6500 Duo ICP-OES		
TM218	Microwave extraction – EPA method 3546	Microwave extraction - EPA method 3546		
TM221	Inductively Coupled Plasma - Atomic Emission Spectroscopy. An Atlas of Spectral Information: Winge, Fassel, Peterson and Floyd	Determination of Acid extractable Sulphate in Soils by IRIS Emission Spectrometer		

¹ Applies to Solid samples only. DRY indicates samples have been dried at 35°C. NA = not applicable.



SDG: 150828-48
Job: H_URS_WIM-273
Client Reference:

Location: Stag Brewery
Customer: AECOM
Attention: Gary Marshall

Order Number:
Report Number: 329008
Superseded Report:

Test Completion Dates

Lab Sample No(s)	11977832	11977833	11977835	11977837
Customer Sample Ref.	BH212	BH212	BH213	BH213
AGS Ref.				
Depth	0.60	1.80 - 2.50	0.60	1.70 - 2.00
Type	SOLID	SOLID	SOLID	SOLID
Ammonium Soil by Titration	08-Sep-2015	08-Sep-2015	09-Sep-2015	08-Sep-2015
Asbestos ID in Solid Samples	03-Sep-2015		03-Sep-2015	
Easily Liberated Sulphide	08-Sep-2015	07-Sep-2015	08-Sep-2015	08-Sep-2015
EPH CWG (Aliphatic) GC (S)	04-Sep-2015	03-Sep-2015	04-Sep-2015	03-Sep-2015
EPH CWG (Aromatic) GC (S)	04-Sep-2015	03-Sep-2015	04-Sep-2015	03-Sep-2015
GRO by GC-FID (S)	04-Sep-2015	02-Sep-2015	02-Sep-2015	02-Sep-2015
Hexavalent Chromium (s)	07-Sep-2015	07-Sep-2015	07-Sep-2015	07-Sep-2015
Metals in solid samples by OES	04-Sep-2015	04-Sep-2015	04-Sep-2015	04-Sep-2015
PAH by GCMS	03-Sep-2015	03-Sep-2015	03-Sep-2015	03-Sep-2015
pH	08-Sep-2015	08-Sep-2015	08-Sep-2015	08-Sep-2015
Sample description	29-Aug-2015	28-Aug-2015	29-Aug-2015	28-Aug-2015
Total Organic Carbon	07-Sep-2015	03-Sep-2015	07-Sep-2015	03-Sep-2015
Total Sulphate	04-Sep-2015	07-Sep-2015	04-Sep-2015	07-Sep-2015
TPH CWG GC (S)	04-Sep-2015	03-Sep-2015	04-Sep-2015	03-Sep-2015
VOC MS (S)	02-Sep-2015	02-Sep-2015	02-Sep-2015	02-Sep-2015



SDG: 150828-48
 Job: H_URS_WIM-273
 Client Reference:

Location: Stag Brewery
 Customer: AECOM
 Attention: Gary Marshall

Order Number:
 Report Number: 329008
 Superseded Report:

ASSOCIATED AQC DATA

Ammonium Soil by Titration

Component	Method Code	QC 1292	QC 1205
Exchangeable Ammonium as NH ₄	TM024	86.07 79.30 : 104.61	98.01 79.30 : 104.61

Easily Liberated Sulphide

Component	Method Code	QC 1262	QC 1219
Easily Liberated Sulphide	TM180	88.38 49.14 : 123.89	93.21 49.14 : 123.89

EPH CWG (Aliphatic) GC (S)

Component	Method Code	QC 1165	QC 1197
Total Aliphatics >C12-C35	TM173	97.92 69.19 : 111.75	92.08 71.67 : 116.67

EPH CWG (Aromatic) GC (S)

Component	Method Code	QC 1197
Total Aromatics >EC12-EC35	TM173	85.33 59.92 : 107.95

GRO by GC-FID (S)

Component	Method Code	QC 1100	QC 1232
Benzene by GC (Moisture Corrected)	TM089	110.0 82.67 : 117.96	104.0 76.33 : 121.87
Ethylbenzene by GC (Moisture Corrected)	TM089	110.5 80.45 : 118.61	105.5 75.73 : 123.83
m & p Xylene by GC (Moisture Corrected)	TM089	110.0 79.25 : 119.43	104.5 75.52 : 120.32
MTBE GC-FID (Moisture Corrected)	TM089	114.5 79.10 : 122.51	101.5 77.89 : 119.70
o Xylene by GC (Moisture Corrected)	TM089	111.5 80.03 : 117.19	100.0 74.15 : 124.59
QC	TM089	102.79 75.74 : 124.65	101.18 62.31 : 122.61
Toluene by GC (Moisture Corrected)	TM089	110.5 82.06 : 117.54	101.0 77.91 : 122.33



SDG: 150828-48
 Job: H_URS_WIM-273
 Client Reference:

Location: Stag Brewery
 Customer: AECOM
 Attention: Gary Marshall

Order Number:
 Report Number: 329008
 Superseded Report:

Hexavalent Chromium (s)

Component	Method Code	QC 1299	QC 1285
Hexavalent Chromium	TM151	100.0 92.20 : 106.60	102.0 92.20 : 106.60

Metals in solid samples by OES

Component	Method Code	QC 1235	QC 1206
Aluminium	TM181	98.46 86.49 : 129.71	99.23 86.49 : 129.71
Antimony	TM181	97.13 77.50 : 122.50	94.27 77.50 : 122.50
Arsenic	TM181	92.92 82.63 : 117.37	92.92 82.63 : 117.37
Barium	TM181	95.49 79.45 : 120.55	96.24 79.45 : 120.55
Beryllium	TM181	100.47 85.92 : 121.27	98.91 85.92 : 121.27
Boron	TM181	99.24 77.41 : 143.83	105.34 77.41 : 143.83
Cadmium	TM181	96.47 81.95 : 118.05	95.8 81.95 : 118.05
Chromium	TM181	93.73 81.29 : 118.71	93.33 81.29 : 118.71
Cobalt	TM181	96.5 83.86 : 116.14	95.83 83.86 : 116.14
Copper	TM181	99.46 78.57 : 121.43	97.7 78.57 : 121.43
Iron	TM181	97.24 87.50 : 122.82	95.86 87.50 : 122.82
Lead	TM181	94.09 74.18 : 117.25	93.7 74.18 : 117.25
Manganese	TM181	100.0 82.91 : 117.09	100.0 82.91 : 117.09
Mercury	TM181	92.46 81.99 : 118.01	94.3 81.99 : 118.01
Molybdenum	TM181	93.79 81.45 : 118.55	92.2 81.45 : 118.55
Nickel	TM181	95.93 79.64 : 120.36	95.93 79.64 : 120.36
Phosphorus	TM181	98.21 81.03 : 118.97	97.76 81.03 : 118.97
Selenium	TM181	108.21 87.05 : 121.93	105.3 87.05 : 121.93
Strontium	TM181	96.55 83.64 : 116.36	98.08 83.64 : 116.36
Thallium	TM181	88.72 77.50 : 122.50	87.56 77.50 : 122.50
Tin	TM181	92.69 78.30 : 113.98	92.03 78.30 : 113.98
Titanium	TM181	97.66 71.02 : 128.98	103.91 71.02 : 128.98



SDG: 150828-48
 Job: H_URS_WIM-273
 Client Reference:

Location: Stag Brewery
 Customer: AECOM
 Attention: Gary Marshall

Order Number:
 Report Number: 329008
 Superseded Report:

Metals in solid samples by OES

		QC 1235	QC 1206
Vanadium	TM181	93.53 86.61 : 113.39	93.53 86.61 : 113.39
Zinc	TM181	98.05 89.82 : 114.54	97.73 89.82 : 114.54

PAH by GCMS

Component	Method Code	QC 1154	QC 1196
Acenaphthene	TM218	92.0 77.34 : 118.20	89.5 78.75 : 116.25
Acenaphthylene	TM218	86.5 62.65 : 116.35	85.5 76.45 : 110.05
Anthracene	TM218	89.5 73.54 : 114.21	89.0 67.15 : 124.45
Benz(a)anthracene	TM218	102.5 74.99 : 132.24	97.5 82.00 : 127.00
Benzo(a)pyrene	TM218	102.0 80.75 : 127.25	99.5 75.60 : 124.20
Benzo(b)fluoranthene	TM218	99.5 75.84 : 127.12	99.0 81.20 : 121.77
Benzo(ghi)perylene	TM218	97.0 74.74 : 124.03	96.0 77.49 : 119.12
Benzo(k)fluoranthene	TM218	98.0 80.00 : 125.00	96.5 83.50 : 116.50
Chrysene	TM218	98.0 77.24 : 120.84	95.5 78.35 : 114.42
Dibenzo(ah)anthracene	TM218	96.5 76.00 : 122.50	95.0 77.15 : 122.45
Fluoranthene	TM218	92.5 78.51 : 118.75	92.5 79.08 : 114.40
Fluorene	TM218	93.0 76.95 : 117.18	91.5 79.03 : 113.38
Indeno(123cd)pyrene	TM218	98.5 75.34 : 127.46	96.5 75.65 : 125.15
Naphthalene	TM218	95.0 76.24 : 112.91	92.5 77.25 : 112.60
Phenanthrene	TM218	93.5 76.49 : 119.30	92.0 78.25 : 115.44
Pyrene	TM218	91.0 78.25 : 118.17	91.0 78.07 : 114.06

pH

Component	Method Code	QC 1218	QC 1227
pH	TM133	100.25 97.19 : 102.81	100.5 97.19 : 102.81

Total Organic Carbon



SDG: 150828-48
 Job: H_URS_WIM-273
 Client Reference:

Location: Stag Brewery
 Customer: AECOM
 Attention: Gary Marshall

Order Number:
 Report Number: 329008
 Superseded Report:

Total Organic Carbon

Component	Method Code	QC 1254	QC 1297
Total Organic Carbon	TM132	100.46 88.82 : 111.18	97.72 89.40 : 103.09

Total Sulphate

Component	Method Code	QC 1235	QC 1273
Total Sulphate	TM221	102.27 78.49 : 121.51	103.79 78.49 : 121.51

VOC MS (S)

Component	Method Code	QC 1172	QC 1128
1,1,1,2-tetrachloroethane	TM116	101.0 76.60 : 121.00	95.6 83.24 : 124.28
1,1,1-Trichloroethane	TM116	96.2 77.80 : 123.40	100.8 81.77 : 121.07
1,1,2-Trichloroethane	TM116	90.6 75.40 : 119.80	100.4 79.24 : 112.23
1,1-Dichloroethane	TM116	99.8 80.84 : 124.49	103.0 72.58 : 116.06
1,2-Dichloroethane	TM116	104.8 91.00 : 135.67	118.8 77.50 : 122.50
1,4-Dichlorobenzene	TM116	105.6 80.88 : 114.60	96.2 73.23 : 116.39
2-Chlorotoluene	TM116	94.2 74.00 : 117.20	85.6 69.22 : 110.64
4-Chlorotoluene	TM116	90.2 71.20 : 113.20	89.0 68.57 : 106.26
Benzene	TM116	97.6 79.60 : 125.20	103.2 84.33 : 124.27
Carbon Disulphide	TM116	99.4 74.91 : 122.14	110.4 77.20 : 122.80
Carbontetrachloride	TM116	100.2 76.80 : 121.20	98.2 84.20 : 119.90
Chlorobenzene	TM116	102.0 83.47 : 116.82	102.4 85.28 : 129.96
Chloroform	TM116	98.4 82.00 : 128.80	108.2 82.73 : 119.72
Chloromethane	TM116	117.2 74.62 : 135.86	123.4 55.16 : 145.46
Cis-1,2-Dichloroethene	TM116	103.6 81.20 : 128.00	108.4 73.56 : 118.93
Dibromomethane	TM116	88.4 73.40 : 116.60	104.4 73.40 : 116.60
Dichloromethane	TM116	101.6 86.60 : 137.00	113.2 76.16 : 121.98



SDG: 150828-48
 Job: H_URS_WIM-273
 Client Reference:

Location: Stag Brewery
 Customer: AECOM
 Attention: Gary Marshall

Order Number:
 Report Number: 329008
 Superseded Report:

VOC MS (S)

		QC 1172	QC 1128
Ethylbenzene	TM116	96.6 73.60 : 115.60	94.0 80.07 : 125.98
Hexachlorobutadiene	TM116	114.0 33.65 : 130.56	69.0 30.92 : 132.28
Isopropylbenzene	TM116	92.0 72.52 : 117.52	82.6 69.27 : 125.32
Naphthalene	TM116	107.0 83.23 : 126.48	110.0 79.15 : 121.98
o-Xylene	TM116	92.4 69.60 : 110.40	77.6 75.46 : 111.52
p/m-Xylene	TM116	94.1 71.30 : 112.70	90.2 76.97 : 121.75
Sec-Butylbenzene	TM116	116.4 59.20 : 125.20	69.6 49.27 : 129.90
Tetrachloroethene	TM116	104.6 85.92 : 127.92	102.2 87.96 : 133.65
Toluene	TM116	90.2 76.08 : 110.17	99.0 79.23 : 114.58
Trichloroethene	TM116	96.4 78.17 : 121.37	94.6 84.09 : 114.24
Trichlorofluoromethane	TM116	102.2 83.78 : 132.82	107.4 76.22 : 114.82
Vinyl Chloride	TM116	94.6 66.81 : 138.46	98.2 59.68 : 118.68

The above information details the reference name of the analytical quality control sample (AQC) that has been run with the samples contained in this report for the different methods of analysis.

The figure detailed is the percentage recovery result for the AQC.

The subscript numbers below are the percentage recovery lower control limit (LCL) and the upper control limit (UCL). The percentage recovery result for the AQC should be between these limits to be statistically in control.



SDG: 150828-48
Job: H_URS_WIM-273
Client Reference:

Location: Stag Brewery
Customer: AECOM
Attention: Gary Marshall

Order Number:
Report Number: 329008
Superseded Report:

Chromatogram

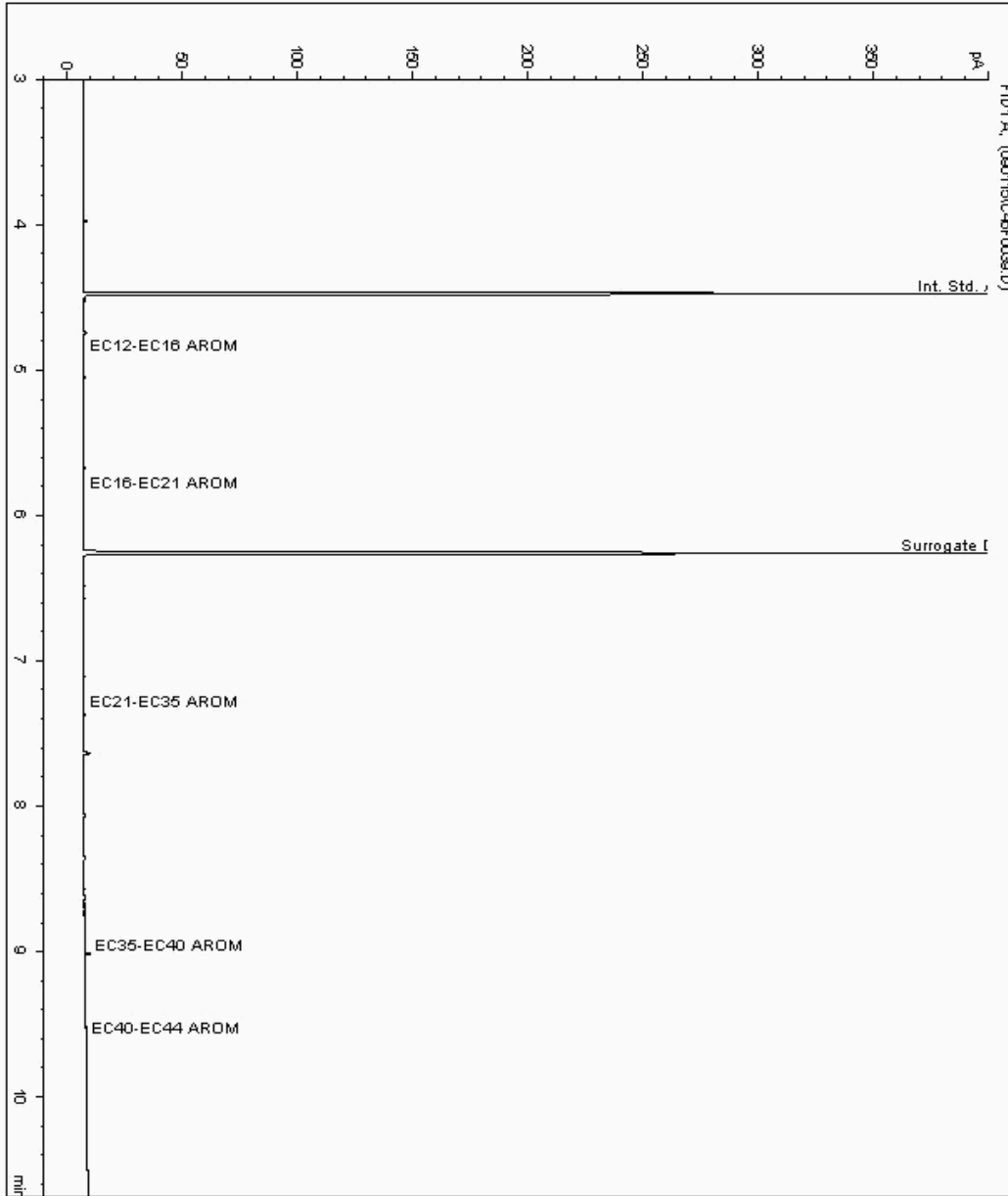
Analysis: EPH CWG (Aliphatic) GC (S)

Sample No : 11980853
Sample ID : BH212

Depth : 1.80 - 2.50

Alcontrol/Geochem Analytical Services
Speciated TPH - AROM (C12 - C40)

Sample Identity: 11364041-
Date Acquired : 02/09/15 04:50:05 PM
Units : ppb
Dilution: BH212[1.80 - 2.50] ->





SDG: 150828-48
Job: H_URS_WIM-273
Client Reference:

Location: Stag Brewery
Customer: AECOM
Attention: Gary Marshall

Order Number:
Report Number: 329008
Superseded Report:

Chromatogram

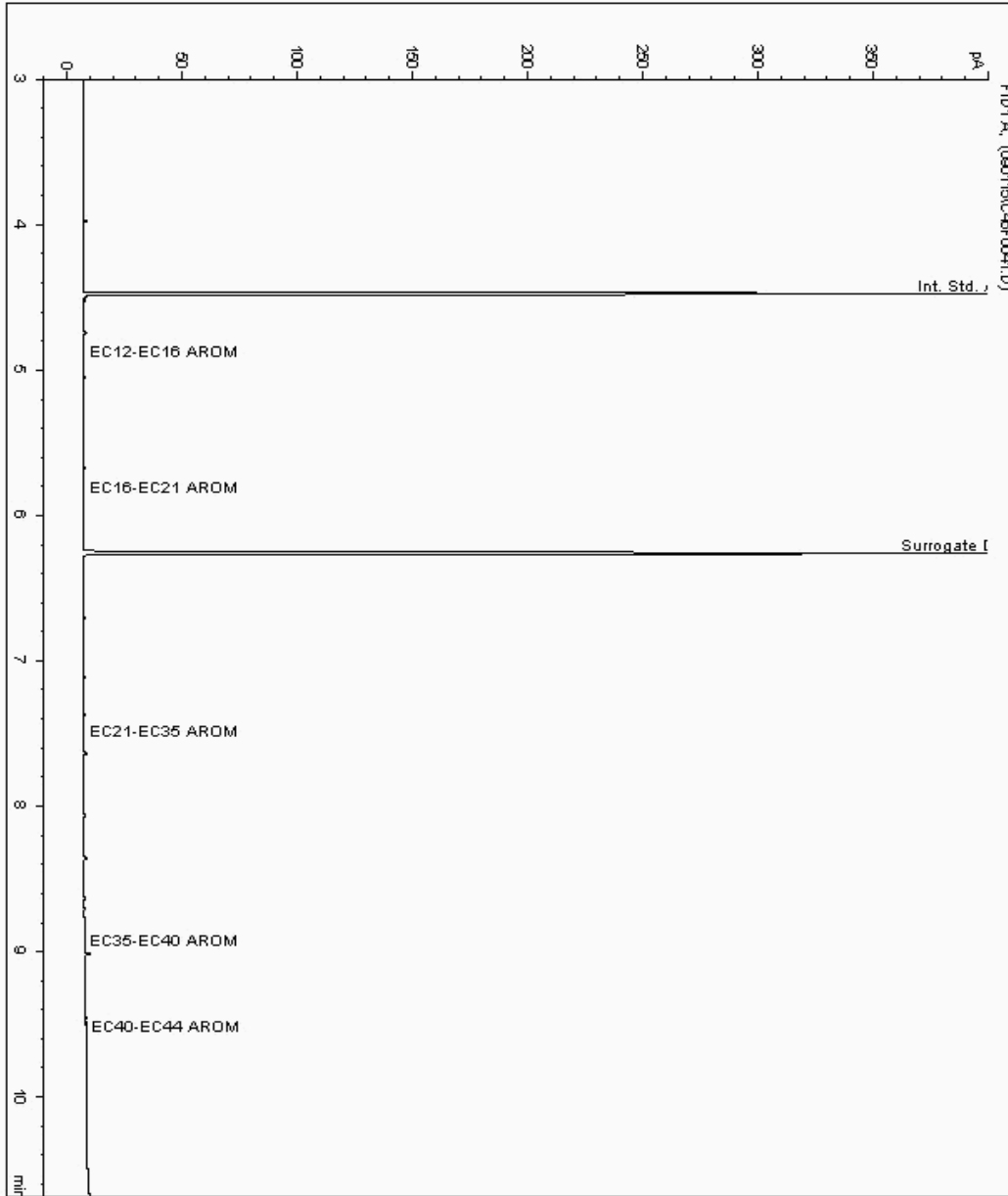
Analysis: EPH CWG (Aliphatic) GC (S)

Sample No : 11980893
Sample ID : BH213

Depth : 1.70 - 2.00

Alcontrol/Geochem Analytical Services
Speciated TPH - AROM (C12 - C40)

Sample Identity: 11364075-
Date Acquired : 02/09/15 05:29:55 PM
Units : ppb
Dilution: BH213[1.70 - 2.00] ->





SDG: 150828-48
Job: H_URS_WIM-273
Client Reference:

Location: Stag Brewery
Customer: AECOM
Attention: Gary Marshall

Order Number:
Report Number: 329008
Superseded Report:

Chromatogram

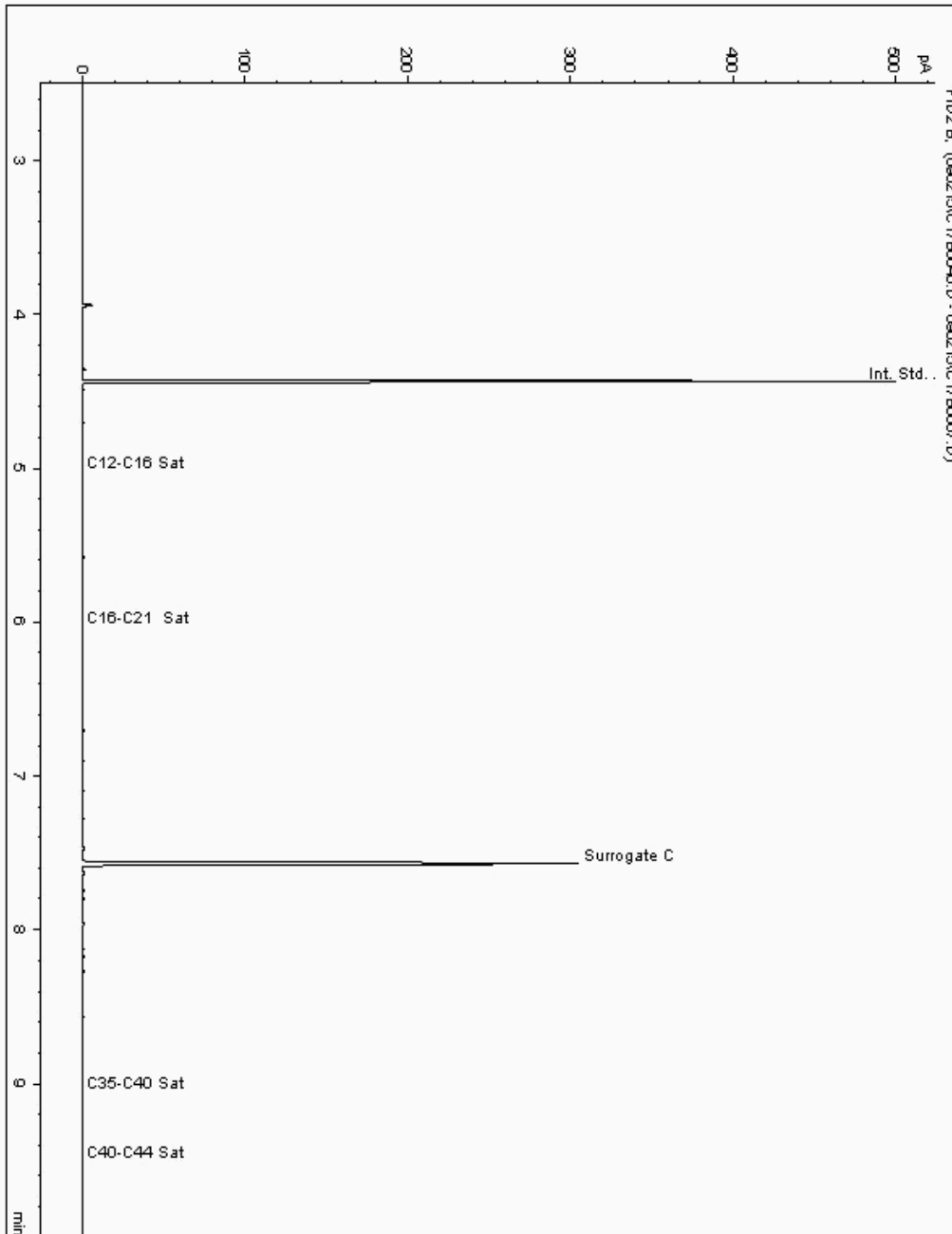
Analysis: EPH CWG (Aliphatic) GC (S)

Sample No : 11984526
Sample ID : BH213

Depth : 0.60

Alcontrol/Geochem Analytical Services
Speciated TPH - SATS (C12 - C40)

Sample Identity: 11364051-
Date Acquired : 03/09/2015 00:27:38 PM
Units : ppb
Dilution :
CF : 1
Multiplier : 0.970





SDG: 150828-48
Job: H_URS_WIM-273
Client Reference:

Location: Stag Brewery
Customer: AECOM
Attention: Gary Marshall

Order Number:
Report Number: 329008
Superseded Report:

Chromatogram

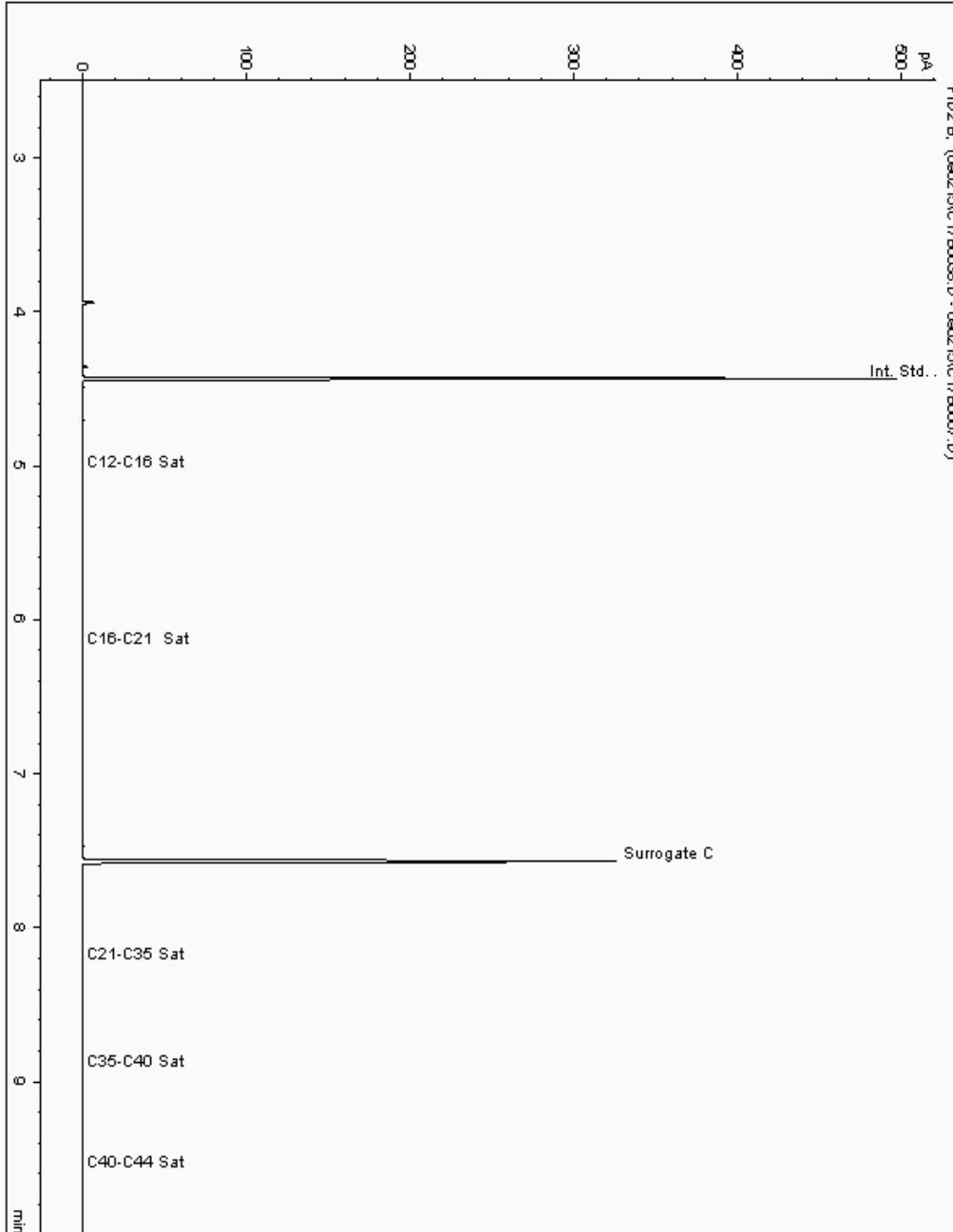
Analysis: EPH CWG (Aliphatic) GC (S)

Sample No : 11984654
Sample ID : BH212

Depth : 0.60

Alcontrol/Geochem Analytical Services
Speciated TPH - SATS (C12 - C40)

Sample Identity: 11364026-
Date Acquired : 02/09/2015 23:47:52 PM
Units : ppb
Dilution :
CF : 1
Multiplier : 0.980





SDG: 150828-48
Job: H_URS_WIM-273
Client Reference:

Location: Stag Brewery
Customer: AECOM
Attention: Gary Marshall

Order Number:
Report Number: 329008
Superseded Report:

Chromatogram


Analysis: EPH CWG (Aromatic) GC (S)

Sample No : 11980853
Sample ID : BH212

Depth : 1.80 - 2.50

Alcontrol/Geochem Analytical Services
Speciated TPH - SATS (C12 - C40)

Sample Identity: 11364042-
Date Acquired : 02/09/15 04:50:05 PM
Units : ppb
Dilution: BH212[1.80 - 2.50] ->





SDG: 150828-48
Job: H_URS_WIM-273
Client Reference:

Location: Stag Brewery
Customer: AECOM
Attention: Gary Marshall

Order Number:
Report Number: 329008
Superseded Report:

Chromatogram

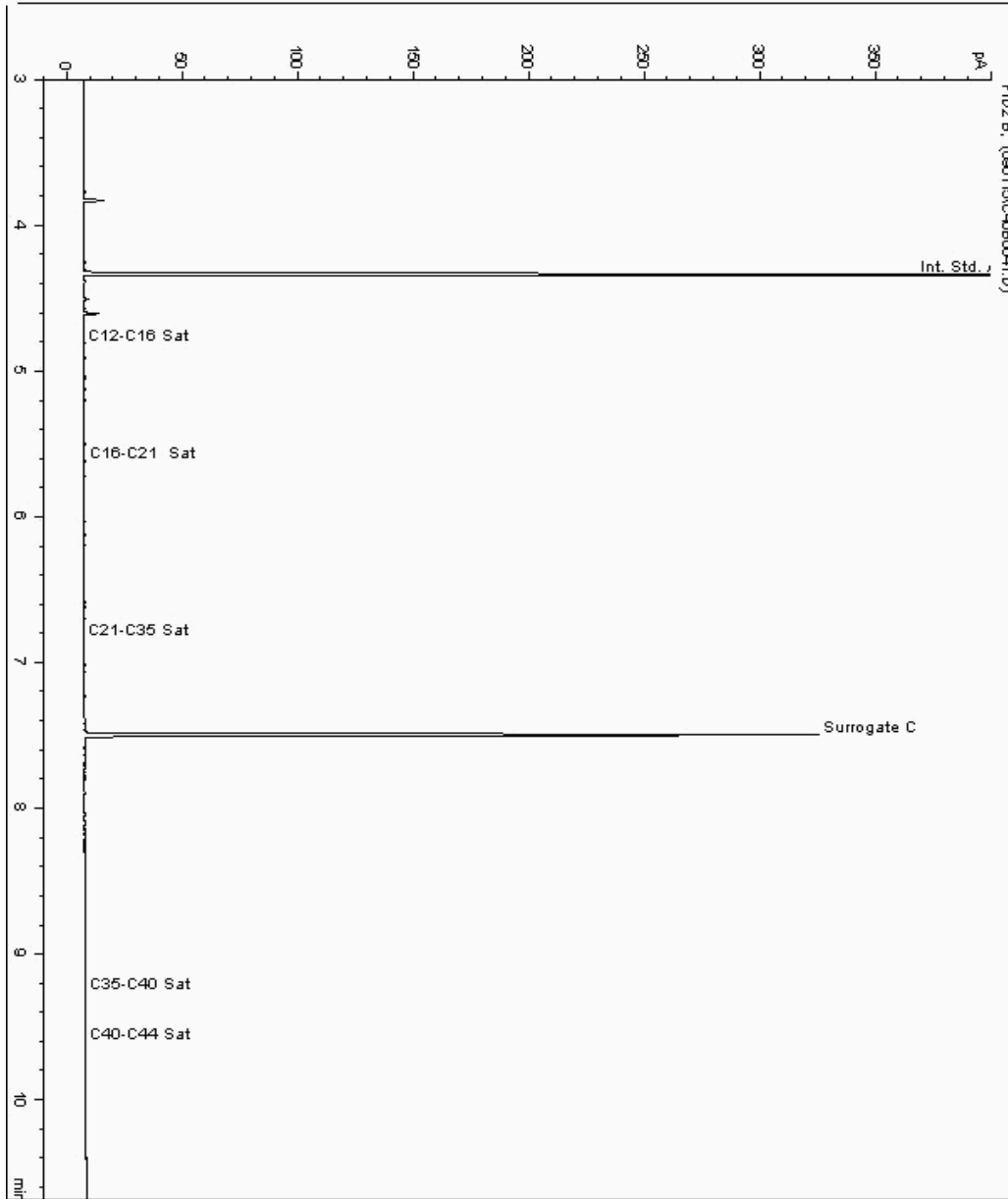
Analysis: EPH CWG (Aromatic) GC (S)

Sample No : 11980893
Sample ID : BH213

Depth : 1.70 - 2.00

Alcontrol/Geochem Analytical Services
Speciated TPH - SATS (C12 - C40)

Sample Identity: 11364076-
Date Acquired : 02/09/15 05:29:55 PM
Units : ppb
Dilution: BH213[1.70 - 2.00] ->





SDG: 150828-48
Job: H_URS_WIM-273
Client Reference:

Location: Stag Brewery
Customer: AECOM
Attention: Gary Marshall

Order Number:
Report Number: 329008
Superseded Report:

Chromatogram

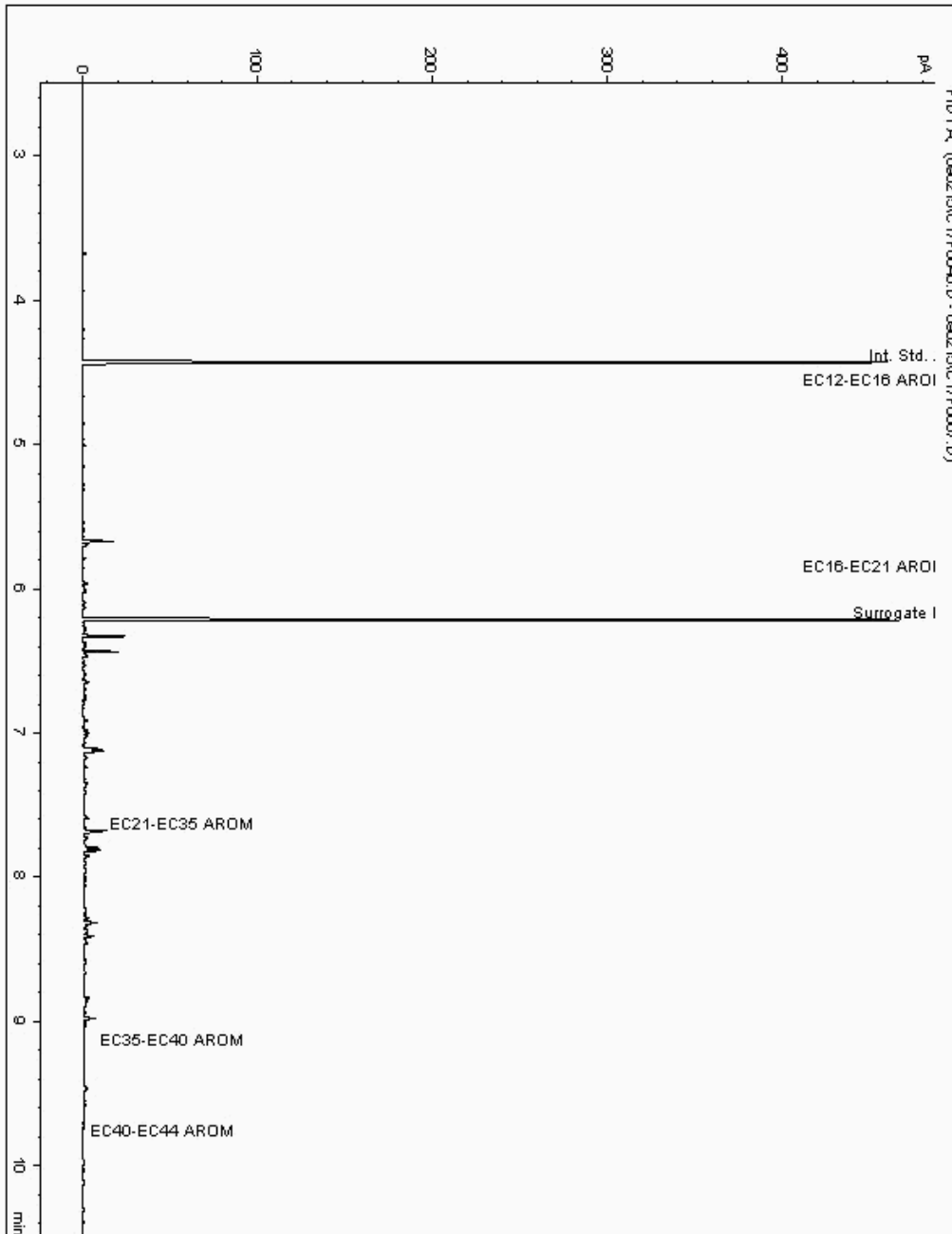
Analysis: EPH CWG (Aromatic) GC (S)

Sample No : 11984526
Sample ID : BH213

Depth : 0.60

Alcontrol/Geochem Analytical Services
Speciated TPH - AROM (C12 - C40)

Sample Identity: 11364052-
Date Acquired : 03/09/2015 00:27:38 PM
Units : ppb
Dilution :
CF : 1
Multiplier : 0.970





SDG: 150828-48
Job: H_URS_WIM-273
Client Reference:

Location: Stag Brewery
Customer: AECOM
Attention: Gary Marshall

Order Number:
Report Number: 329008
Superseded Report:

Chromatogram

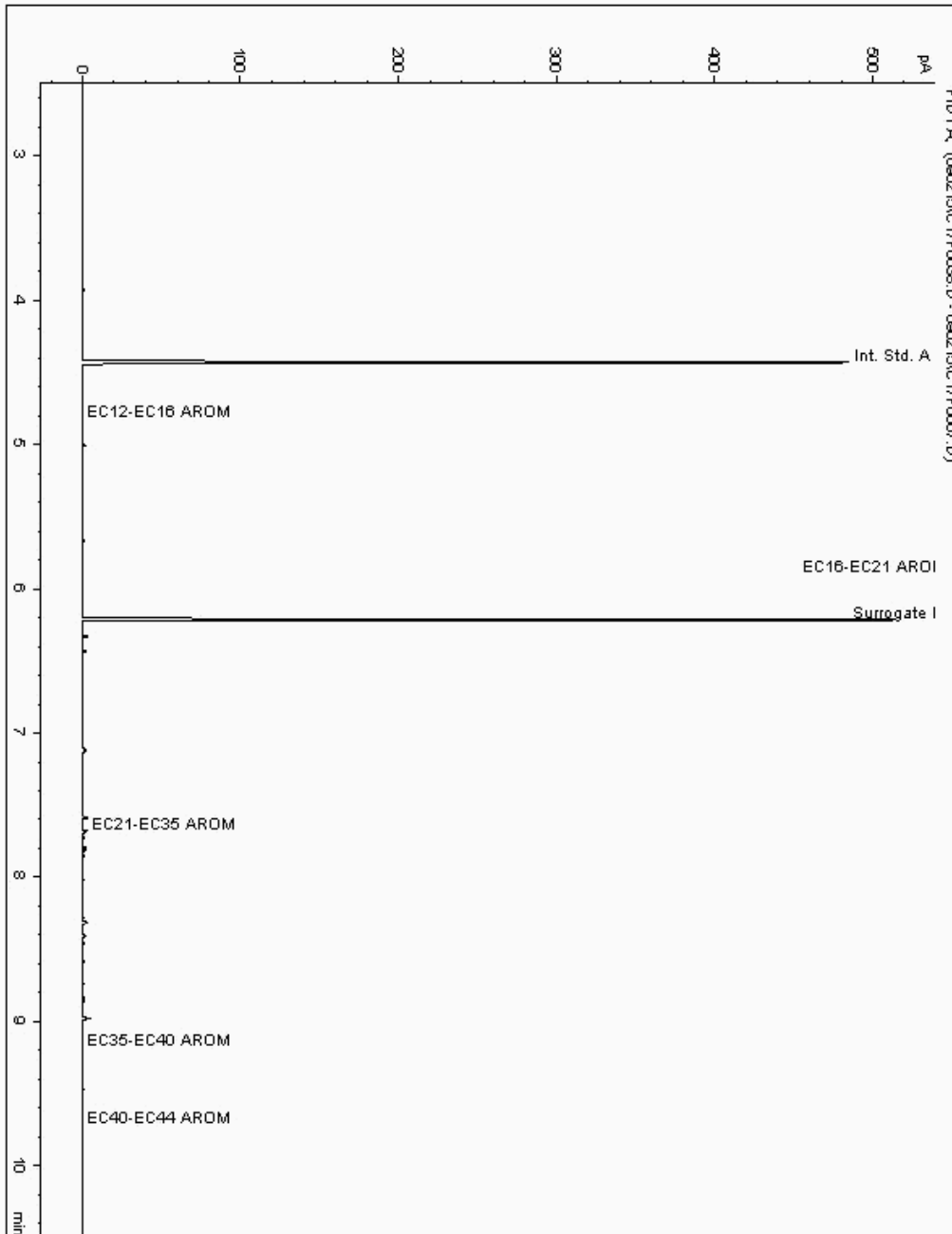
Analysis: EPH CWG (Aromatic) GC (S)

Sample No : 11984654
Sample ID : BH212

Depth : 0.60

Alcontrol/Geochem Analytical Services
Speciated TPH - AROM (C12 - C40)

Sample Identity: 11364027-
Date Acquired : 02/09/2015 23:47:52 PM
Units : ppb
Dilution :
CF : 1
Multiplier : 0.980





SDG: 150828-48
Job: H_URS_WIM-273
Client Reference:

Location: Stag Brewery
Customer: AECOM
Attention: Gary Marshall


Order Number:
Report Number: 329008
Superseded Report:

Chromatogram

Analysis: GRO by GC-FID (S)

Sample No : 11991307
Sample ID : BH213

Depth : 0.60





SDG: 150828-48
Job: H_URS_WIM-273
Client Reference:

Location: Stag Brewery
Customer: AECOM
Attention: Gary Marshall


Order Number:
Report Number: 329008
Superseded Report:

Chromatogram

Analysis: GRO by GC-FID (S)

Sample No : 11991314
Sample ID : BH212

Depth : 1.80 - 2.50





SDG: 150828-48
Job: H_URS_WIM-273
Client Reference:

Location: Stag Brewery
Customer: AECOM
Attention: Gary Marshall


Order Number:
Report Number: 329008
Superseded Report:

Chromatogram

Analysis: GRO by GC-FID (S)

Sample No : 11991324
Sample ID : BH213

Depth : 1.70 - 2.00





SDG: 150828-48
Job: H_URS_WIM-273
Client Reference:

Location: Stag Brewery
Customer: AECOM
Attention: Gary Marshall


Order Number:
Report Number: 329008
Superseded Report:

Chromatogram

Analysis: GRO by GC-FID (S)

Sample No : 12006985
Sample ID : BH212

Depth : 0.60



SDG: 150828-48
Job: H_URS_WIM-273
Client Reference:

Location: Stag Brewery
Customer: AECOM
Attention: Gary Marshall

Order Number:
Report Number: 329008
Superseded Report:

Appendix

1. Results are expressed on a dry weight basis (dried at 35°C) for all soil analyses except for the following: NRA Leach tests, flash point, ammonium as NH4 by the BRE method, VOC TICS, SVOC TICS, TOF-MS SCAN/SEARCH and TOF-MS TICS.

2. Samples will be run in duplicate upon request, but an additional charge may be incurred.

3. If sufficient sample is received a sub sample will be retained free of charge for 30 days after analysis is completed (e-mailed) for both soil jars, tubs and volatile jars. All waters and vials will be discarded 10 days after the analysis is completed (e-mailed). All material removed during an asbestos containing material screen and analysed for the presence of asbestos will be retained for a period of 6 months after the analysis date. All samples received and not scheduled will be disposed of one month after the date of receipt unless we are instructed to the contrary. Once the initial period has expired, a storage charge will be applied for each month or part thereof until the client cancels the request for sample storage. ALcontrol Laboratories reserve the right to charge for samples received and stored but not analysed.

4. With respect to turnaround, we will always endeavour to meet client requirements wherever possible, but turnaround times cannot be absolutely guaranteed due to so many variables beyond our control.

5. We take responsibility for any test performed by sub-contractors (marked with an asterisk). We endeavour to use UKAS/MCERTS Accredited Laboratories, who either complete a quality questionnaire or are audited by ourselves. For some determinands there are no UKAS/MCERTS Accredited Laboratories, in this instance a laboratory with a known track record will be utilised.

6. When requested, the individual sub sample scheduled will be screened in house for the presence of large asbestos containing material fragments/pieces. If no asbestos containing material is found this will be reported as 'no asbestos containing material detected'. If asbestos containing material is detected it will be removed and analysed by our documented in house method TM048 based on HSG 248 (2005), which is accredited to ISO17025. If asbestos containing material is present no further analysis will be undertaken. At no point is the fibre content of the soil sample determined.

7. If no separate volatile sample is supplied by the client, the integrity of the data may be compromised if the laboratory is required to create a sub-sample from the bulk sample -similarly, if a headspace or sediment is present in the volatile sample. This will be flagged up as an invalid VOC on the test schedule or recorded on the log sheet.

8. If appropriate preserved bottles are not received preservation will take place on receipt. However, the integrity of the data may be compromised.

9. NDP -No determination possible due to insufficient/unsuitable sample.

10. Metals in water are performed on a filtered sample, and therefore represent dissolved metals -total metals must be requested separately.

11. A table containing the date of analysis for each parameter is not routinely included with the report, but is available upon request.

12. Results relate only to the items tested

13. **Surrogate recoveries** -Most of our organic methods include surrogates, the recovery of which is monitored and reported. For EPH, MO, PAH, GRO and VOCs on soils the result is not surrogate corrected, but a percentage recovery is quoted. Acceptable limits for most organic methods are 70 -130 %.

14. **Product analyses** -Organic analyses on products can only be semi-quantitative due to the matrix effects and high dilution factors employed.

15. Phenols monohydric by HPLC include phenol, cresols (2-Methylphenol, 3-Methylphenol and 4-Methylphenol) and Xylenols (2,3 Dimethylphenol, 2,4 Dimethylphenol, 2,5 Dimethylphenol, 2,6 Dimethylphenol, 3,4 Dimethylphenol, 3,5 Dimethylphenol).

16. Total of 5 speciated phenols by HPLC includes Phenol, 2,3,5-Trimethyl Phenol, 2-Isopropylphenol, Cresols and Xylenols (as detailed in 14).

17. Stones/debris are not routinely removed. We always endeavour to take a representative sub sample from the received sample.

18. Our MCERTS accreditation for PAHs by GCMS applies to all product types apart from Kerosene, where naphthalene only is not accredited.

19. In certain circumstances the method detection limit may be elevated due to the sample being outside the calibration range. Other factors that may contribute to this include possible interferences. In both cases the sample would be diluted which would cause the method detection limit to be raised.

20. Mercury results quoted on soils will not include volatile mercury as the analysis is performed on a dried and crushed sample.

21. For the BSEN 12457-3 two batch process to allow the cumulative release to be calculated, the volume of the leachate produced is measured and filtered for all tests. We therefore cannot carry out any unfiltered analysis. The tests affected include volatiles GCFID/GCMS and all subcontracted analysis.

22. For all leachate preparations (NRA, DIN, TCLP, BSEN 12457-1, 2, 3) volatile loss may occur, as we do not employ zero headspace extraction.

23. We are accredited to MCERTS for sand, clay and loam/topsoil, or any of these materials -whether these are derived from naturally occurring soil profiles, or from fill/made ground, as long as these materials constitute the major part of the sample. Other coarse granular material such as concrete, gravel and brick are not accredited if they comprise the major part of the sample.

24. Analysis and identification of specific compounds using GCFID is by retention time only, and we routinely calibrate and quantify for benzene, toluene, ethylbenzenes and xylenes (BTEX). For total volatiles in the C4 -C10 range, the total area of the chromatogram is integrated and expressed as ug/kg or ug/l. Although this analysis is commonly used for the quantification of gasoline range organics (GRO), the system will also detect other compounds such as chlorinated solvents, and this may lead to a falsely high result with respect to hydrocarbons only. It is not possible to specifically identify these non-hydrocarbons, as standards are not routinely run for any other compounds, and for more definitive identification, volatiles by GCMS should be utilised.

SOLID MATRICES EXTRACTION SUMMARY				
ANALYSIS	D/C OR WET	EXTRACTION SOLVENT	EXTRACTION METHOD	ANALYSIS
SOLVENT EXTRACTABLE MATTER	D&C	DOM	SOX THERM	GRAMMETRIC
CYCLOHEXANE EXT. MATTER	D&C	CYCLOHEXANE	SOX THERM	GRAMMETRIC
THIN LAYER CHROMATOGRAPHY	D&C	DOM	SOX THERM	ATROSCAN
ELEMENTAL SULPHUR	D&C	DOM	SOX THERM	HFLC
PHENOLSBY GOMS	WET	DOM	SOX THERM	GCMS
HERBICIDES	D&C	HBXANEACETONE	SOX THERM	GCMS
PESTICIDES	D&C	HBXANEACETONE	SOX THERM	GCMS
EPH (DRO)	D&C	HBXANEACETONE	END OVEREND	GCFD
EPH (MINOIL)	D&C	HBXANEACETONE	END OVEREND	GCFD
EPH (CLEANED UP)	D&C	HBXANEACETONE	END OVEREND	GCFD
EPH CWG BY GC	D&C	HBXANEACETONE	END OVEREND	GCFD
PCB TOT / PCB CON	D&C	HBXANEACETONE	END OVEREND	GCMS
POLYAROMATIC HYDROCARBONS (MS)	WET	HBXANEACETONE	MICROWAVE TM218.	GCMS
C8-C40 (C8-C40) EZ FLASH	WET	HBXANEACETONE	SHAKER	GCEZ
POLYAROMATIC HYDROCARBONS RAPID GC	WET	HBXANEACETONE	SHAKER	GCEZ
SEM VOLATILE ORGANIC COMPOUNDS	WET	DOMACETONE	SONICATE	GCMS

LIQUID MATRICES EXTRACTION SUMMARY			
ANALYSIS	EXTRACTION SOLVENT	EXTRACTION METHOD	ANALYSIS
PAHMS	HEXANE	STIRRED EXTRACTION (STIR-BAR)	GCMS
EPH	HEXANE	STIRRED EXTRACTION (STIR-BAR)	GCFD
EPH CWG	HEXANE	STIRRED EXTRACTION (STIR-BAR)	GCFD
MINERAL OIL	HEXANE	STIRRED EXTRACTION (STIR-BAR)	GCFD
PCB 7 CONGENERS	HEXANE	STIRRED EXTRACTION (STIR-BAR)	GCMS
PCB TOTAL	HEXANE	STIRRED EXTRACTION (STIR-BAR)	GCMS
SVOC	DOM	LIQUID/LIQUID SHAKE	GCMS
FREE SULPHUR	DOM	SOLID PHASE EXTRACTION	HFLC
PEST COPP	DOM	LIQUID/LIQUID SHAKE	GCMS
TRIAZINE HERBS	DOM	LIQUID/LIQUID SHAKE	GCMS
PHENOLS MS	DOM	SOLID PHASE EXTRACTION	GCMS
TPH by INFRARED (IR)	TCE	LIQUID/LIQUID SHAKE	HFLC
MINERAL OIL by IR	TCE	LIQUID/LIQUID SHAKE	HFLC
GLYCOLS	NONE	DIRECT INJECTION	GCMS

Identification of Asbestos in Bulk Materials

The results for asbestos identification for soil samples are obtained from possible Asbestos Containing Material, removed during the 'Screening of soils for Asbestos Containing Materials', which have been examined to determine the presence of asbestos fibres using Alcontrol Laboratories (Hawarden) in-house method of transmitted/polarised light microscopy and central stop dispersion staining, based on HSG 248 (2005).

Asbestos Type	Common Name
Chrysotile	White Asbestos
Amosite	Brown Asbestos
Crocidolite	Blue Asbestos
Fibrous Actinolite	-
Fibrous Anthophyllite	-
Fibrous Tremolite	-

Visual Estimation Of Fibre Content

Estimation of fibre content is not permitted as part of our UKAS accredited test other than: - Trace -Where only one or two asbestos fibres were identified.

Further guidance on typical asbestos fibre content of manufactured products can be found in MDHS 100.

The identification of asbestos containing materials falls within our schedule of tests for which we hold UKAS accreditation, however opinions, interpretations and all other information contained in the report are outside the scope of UKAS accreditation.

SDG: 150828-48
Job: H_URS_WIM-273
Client Reference:

Location: Stag Brewery
Customer: AECOM
Attention: Gary Marshall

Order Number:
Report Number: 329008
Superseded Report:

Appendix General

1. Results are expressed on a dry weight basis (dried at 35°C) for all soil analyses except for the following: NRA and CEN Leach tests, flash point LOI, pH, ammonium as NH4 by the BRE method, VOC TICS and SVOC TICS.

2. Samples will be run in duplicate upon request, but an additional charge may be incurred.

3. If sufficient sample is received a sub sample will be retained free of charge for 30 days after analysis is completed (e-mailed) for all sample types unless the sample is destroyed on testing. The prepared soil sub sample that is analysed for asbestos will be retained for a period of 6 months after the analysis date. All bulk samples will be retained for a period of 6 months after the analysis date. All samples received and not scheduled will be disposed of one month after the date of receipt unless we are instructed to the contrary. Once the initial period has expired, a storage charge will be applied for each month or part thereof until the client cancels the request for sample storage. ALcontrol Laboratories reserve the right to charge for samples received and stored but not analysed.

4. With respect to turnaround, we will always endeavour to meet client requirements wherever possible, but turnaround times cannot be absolutely guaranteed due to so many variables beyond our control.

5. We take responsibility for any test performed by sub-contractors (marked with an asterisk). We endeavour to use UKAS/MCERTS Accredited Laboratories, who either complete a quality questionnaire or are audited by ourselves. For some determinands there are no UKAS/MCERTS Accredited Laboratories, in this instance a laboratory with a known track record will be utilised.

6. When requested, the individual sub sample scheduled will be analysed in house for the presence of asbestos fibres and asbestos containing material by our documented in house method TM048 based on HSG 248 (2005), which is accredited to ISO17025. If a specific asbestos fibre type is not found this will be reported as "Not detected". If no asbestos fibre types are found all will be reported as "Not detected" and the sub sample analysed deemed to be clear of asbestos. If an asbestos fibre type is found it will be reported as detected (for each fibre type found). Testing can be carried out on asbestos positive samples, but, due to Health and Safety considerations, may be replaced by alternative tests or reported as No Determination Possible. The quantity of asbestos present is not determined unless specifically requested.

7. If no separate volatile sample is supplied by the client, or if a headspace or sediment is present in the volatile sample, the integrity of the data may be compromised. This will be flagged up as an invalid VOC on the test schedule and the result marked as deviating on the test certificate.

8. If appropriate preserved bottles are not received preservation will take place on receipt. However, the integrity of the data may be compromised.

9. NDP -No determination possible due to insufficient/unsuitable sample.

10. Metals in water are performed on a filtered sample, and therefore represent dissolved metals -total metals must be requested separately.

11. Results relate only to the items tested.

12. LODs for wet tests reported on a dry weight basis are not corrected for moisture content.

13. **Surrogate recoveries** - Surrogates are added to your sample to monitor recovery of the test requested. A % recovery is reported, results are not corrected for the recovery measured. Typical recoveries for organics tests are 70-130%, they are generally wider for volatiles analysis, 50-150%. Recoveries in soils are affected by organic rich or clay rich matrices. Waters can be affected by remediation fluids or high amounts of sediment. Test results are only ever reported if all of the associated quality checks pass; it is assumed that all recoveries outside of the values above are due to matrix affect.

14. **Product analyses** -Organic analyses on products can only be semi-quantitative due to the matrix effects and high dilution factors employed.

15. Phenols monohydric by HPLC include phenol, cresols (2-Methylphenol, 3-Methylphenol and 4-Methylphenol) and Xylenols (2,3 Dimethylphenol, 2,4 Dimethylphenol, 2,5 Dimethylphenol, 2,6 Dimethylphenol, 3,4 Dimethylphenol, 3,5 Dimethylphenol).

16. Total of 5 speciated phenols by HPLC includes Phenol, 2,3,5-Trimethyl Phenol, 2-Isopropylphenol, Cresols and Xylenols (as detailed in 15).

17. Stones/debris are not routinely removed. We always endeavour to take a representative sub sample from the received sample.

18. In certain circumstances the method detection limit may be elevated due to the sample being outside the calibration range. Other factors that may contribute to this include possible interferences. In both cases the sample would be diluted which would cause the method detection limit to be raised.

19. Mercury results quoted on soils will not include volatile mercury as the analysis is performed on a dried and crushed sample.

20. For the BSEN 12457-3 two batch process to allow the cumulative release to be calculated, the volume of the leachate produced is measured and filtered for all tests. We therefore cannot carry out any unfiltered analysis. The tests affected include volatiles GCFID/GCMS and all subcontracted analysis.

21. For all leachate preparations (NRA, DIN, TCLP, BSEN 12457-1, 2, 3) volatile loss may occur, as we do not employ zero headspace extraction.

22. We are accredited to MCERTS for sand, clay and loam/topsoil, or any of these materials - whether these are derived from naturally occurring soil profiles, or from fill /made ground, as long as these materials constitute the major part of the sample. Other coarse granular material such as concrete, gravel and brick are not accredited if they comprise the major part of the sample.

23. Analysis and identification of specific compounds using GCFID is by retention time only, and we routinely calibrate and quantify for benzene, toluene, ethylbenzenes and xylenes (BTEX). For total volatiles in the C5-C12 range, the total area of the chromatogram is integrated and expressed as ug/kg or ug/l. Although this analysis is commonly used for the quantification of gasoline range organics (GRO), the system will also detect other compounds such as chlorinated solvents, and this may lead to a falsely high result with respect to hydrocarbons only. It is not possible to specifically identify these non-hydrocarbons, as standards are not routinely run for any other compounds, and for more definitive identification, volatiles by GCMS should be utilised.

Sample Deviations

1	Container with Headspace provided for volatiles analysis
2	Incorrect container received
3	Deviation from method
4	Holding time exceeded before sample received
5	Samples exceeded holding time before preservation was performed
\$	Sampled on date not provided
♦	Sample holding time exceeded in laboratory
@	Sample holding time exceeded due to sampled on date
&	Sample Holding Time exceeded - Late arrival of instructions.

Asbestos

Identification of Asbestos in Bulk Materials & Soils

The results for identification of asbestos in bulk materials are obtained from supplied bulk materials which have been examined to determine the presence of asbestos fibres using Alcontrol Laboratories (Hawarden) in-house method of transmitted/polarised light microscopy and central stop dispersion staining, based on HSG 248 (2005).

The results for identification of asbestos in soils are obtained from a homogenised sub sample which has been examined to determine the presence of asbestos fibres using Alcontrol Laboratories (Hawarden) in-house method of transmitted/polarised light microscopy and central stop dispersion staining, based on HSG 248 (2005).

Asbestos Type	Common Name
Chrysotile	White Asbestos
Amosite	Brown Asbestos
Crocidolite	Blue Asbestos
Fibrous Actinolite	-
Fibrous Anthophyllite	-
Fibrous Tremolite	-

Visual Estimation Of Fibre Content

Estimation of fibre content is not permitted as part of our UKAS accredited test other than: - Trace - Where only one or two asbestos fibres were identified.

Further guidance on typical asbestos fibre content of manufactured products can be found in HSG 264.

The identification of asbestos containing materials and soils falls within our schedule of tests for which we hold UKAS accreditation, however opinions, interpretations and all other information contained in the report are outside the scope of UKAS accreditation.



AECOM
St. George's House
2nd Floor
5 St. George's Road
Wimbledon
Greater London
SW19 4DR

Attention: Gary Marshall

CERTIFICATE OF ANALYSIS

Date: 09 September 2015
Customer: H_URS_WIM
Sample Delivery Group (SDG): 150828-57
Your Reference:
Location: Stag Brewery
Report No: 329023

We received 5 samples on Friday August 28, 2015 and 4 of these samples were scheduled for analysis which was completed on Wednesday September 09, 2015. Accredited laboratory tests are defined within the report, but opinions, interpretations and on-site data expressed herein are outside the scope of ISO 17025 accreditation.

Should this report require incorporation into client reports, it must be used in its entirety and not simply with the data sections alone.

All chemical testing (unless subcontracted) is performed at ALcontrol Hawarden Laboratories.

Approved By:

Sonia McWhan
Operations Manager





CERTIFICATE OF ANALYSIS

Validated

SDG: 150828-57
Job: H_URS_WIM-273
Client Reference:

Location: Stag Brewery
Customer: AECOM
Attention: Gary Marshall

Order Number:
Report Number: 329023
Superseded Report:

Received Sample Overview

Lab Sample No(s)	Customer Sample Ref.	AGS Ref.	Depth (m)	Sampled Date
11978081	BH8A		0.50	26/08/2015
11978082	BH8A		0.90	26/08/2015
11978083	BH8A		3.00 - 3.50	26/08/2015
11978079	BH9A		0.50	26/08/2015
11978080	BH9A		2.20 - 3.30	26/08/2015



Only received samples which have had analysis scheduled will be shown on the following pages.



SDG: 150828-57
 Job: H_URS_WIM-273
 Client Reference:

Location: Stag Brewery
 Customer: AECOM
 Attention: Gary Marshall

Order Number:
 Report Number: 329023
 Superseded Report:

SOLID Results Legend  Test  No Determination Possible	Lab Sample No(s)	11978081	11978083	11978079	11978080		
	Customer Sample Reference	BH8A	BH8A	BH9A	BH9A		
	AGS Reference						
	Depth (m)	0.50	3.00 - 3.50	0.50	2.20 - 3.30		
	Container	250g Amber Jar (AL 400g Tub (ALE214) 60g VOC (ALE215) 250g Amber Jar (AL	400g Tub (ALE214) 60g VOC (ALE215) 250g Amber Jar (AL	400g Tub (ALE214) 60g VOC (ALE215) 250g Amber Jar (AL	400g Tub (ALE214) 60g VOC (ALE215) 250g Amber Jar (AL		
Ammonium Soil by Titration	All	NDPs: 0 Tests: 4	X	X	X	X	
Asbestos ID in Solid Samples	All	NDPs: 0 Tests: 2	X		X		
Easily Liberated Sulphide	All	NDPs: 0 Tests: 4	X	X	X	X	
EPH CWG (Aliphatic) GC (S)	All	NDPs: 0 Tests: 4	X	X	X	X	
EPH CWG (Aromatic) GC (S)	All	NDPs: 0 Tests: 4	X	X	X	X	
GRO by GC-FID (S)	All	NDPs: 0 Tests: 4		X	X	X	X
Hexavalent Chromium (s)	All	NDPs: 0 Tests: 4	X	X	X	X	
Metals in solid samples by OES	All	NDPs: 0 Tests: 4	X	X	X	X	
PAH by GCMS	All	NDPs: 0 Tests: 4	X	X	X	X	
pH	All	NDPs: 0 Tests: 4	X	X	X	X	
Sample description	All	NDPs: 0 Tests: 4	X	X	X	X	
Total Organic Carbon	All	NDPs: 0 Tests: 4	X	X	X	X	
Total Sulphate	All	NDPs: 0 Tests: 4	X	X	X	X	
TPH CWG GC (S)	All	NDPs: 0 Tests: 4	X	X	X	X	
VOC MS (S)	All	NDPs: 0 Tests: 4		X	X	X	X



SDG: 150828-57
Job: H_URS_WIM-273
Client Reference:

Location: Stag Brewery
Customer: AECOM
Attention: Gary Marshall

Order Number:
Report Number: 329023
Superseded Report:

Sample Descriptions

Grain Sizes

very fine	<0.063mm	fine	0.063mm - 0.1mm	medium	0.1mm - 2mm	coarse	2mm - 10mm	very coarse	>10mm
-----------	----------	------	-----------------	--------	-------------	--------	------------	-------------	-------

Lab Sample No(s)	Customer Sample Ref.	Depth (m)	Colour	Description	Grain size	Inclusions	Inclusions 2
11978081	BH8A	0.50	Black	Sand	0.1 - 2 mm	Stones	None
11978083	BH8A	3.00 - 3.50	Light Brown	Sand	0.1 - 2 mm	Stones	None
11978079	BH9A	0.50	Light Brown	Sand	0.1 - 2 mm	Stones	None
11978080	BH9A	2.20 - 3.30	Dark Brown	Sandy Clay Loam	0.1 - 2 mm	Stones	None

These descriptions are only intended to act as a cross check if sample identities are questioned, and to provide a log of sample matrices with respect to MCERTS validation. They are not intended as full geological descriptions.

We are accredited to MCERTS for sand, clay and loam/topsoil, or any of these materials - whether these are derived from naturally occurring soil profiles, or from fill/made ground, as long as these materials constitute the major part of the sample.

Other coarse granular materials such as concrete, gravel and brick are not accredited if they comprise the major part of the sample.



CERTIFICATE OF ANALYSIS

SDG: 150828-57
 Job: H_URS_WIM-273
 Client Reference:

Location: Stag Brewery
 Customer: AECOM
 Attention: Gary Marshall

Order Number:
 Report Number: 329023
 Superseded Report:

PAH by GCMS

Results Legend		Customer Sample R	BH8A	BH8A	BH9A	BH9A		
#	ISO17025 accredited.	Depth (m) Sample Type Date Sampled Sampled Time Date Received SDG Ref Lab Sample No.(s) AGS Reference	BH8A	BH8A	BH9A	BH9A		
M	mCERTS accredited.		0.50	3.00 - 3.50	0.50	2.20 - 3.30		
aq	Aqueous / settled sample.		Soil/Solid	Soil/Solid	Soil/Solid	Soil/Solid		
diss.filt	Dissolved / filtered sample.		26/08/2015	26/08/2015	26/08/2015	26/08/2015		
tot.unfilt	Total / unfiltered sample.							
*	Subcontracted test.							
**	% recovery of the surrogate standard to check the efficiency of the method. The results of individual compounds within samples aren't corrected for the recovery							
(F)	Trigger breach confirmed		28/08/2015	28/08/2015	28/08/2015	28/08/2015		
1-58*\$@	Sample deviation (see appendix)		150828-57	150828-57	150828-57	150828-57		
			11978081	11978083	11978079	11978080		
Component	LOD/Units	Method						
Naphthalene-d8 % recovery**	%	TM218	122	101	99	95.4		
Acenaphthene-d10 % recovery**	%	TM218	124	97.4	98.4	94.8		
Phenanthrene-d10 % recovery**	%	TM218	118	93.6	96.9	93.4		
Chrysene-d12 % recovery**	%	TM218	99.3	83.8	92.1	84.9		
Perylene-d12 % recovery**	%	TM218	96.2	83.6	99	91.4		
Naphthalene	<9 µg/kg	TM218	111	<9	<9	32.7		
			M	M	M	M		
Acenaphthylene	<12 µg/kg	TM218	16	<12	<12	15		
			M	M	M	M		
Acenaphthene	<8 µg/kg	TM218	<8	<8	<8	11		
			M	M	M	M		
Fluorene	<10 µg/kg	TM218	<10	<10	<10	54.6		
			M	M	M	M		
Phenanthrene	<15 µg/kg	TM218	215	<15	<15	360		
			M	M	M	M		
Anthracene	<16 µg/kg	TM218	33.2	<16	<16	105		
			M	M	M	M		
Fluoranthene	<17 µg/kg	TM218	237	<17	<17	400		
			M	M	M	M		
Pyrene	<15 µg/kg	TM218	186	<15	16.7	317		
			M	M	M	M		
Benz(a)anthracene	<14 µg/kg	TM218	128	<14	24.7	283		
			M	M	M	M		
Chrysene	<10 µg/kg	TM218	137	<10	<10	218		
			M	M	M	M		
Benzo(b)fluoranthene	<15 µg/kg	TM218	193	<15	24.6	306		
			M	M	M	M		
Benzo(k)fluoranthene	<14 µg/kg	TM218	59.9	<14	<14	108		
			M	M	M	M		
Benzo(a)pyrene	<15 µg/kg	TM218	122	<15	18.2	259		
			M	M	M	M		
Indeno(1,2,3-cd)pyrene	<18 µg/kg	TM218	76.6	<18	<18	121		
			M	M	M	M		
Dibenzo(a,h)anthracene	<23 µg/kg	TM218	<23	<23	<23	40.4		
			M	M	M	M		
Benzo(g,h,i)perylene	<24 µg/kg	TM218	108	<24	<24	144		
			M	M	M	M		
PAH, Total Detected USEPA 16	<118 µg/kg	TM218	1620	<118	<118	2780		



SDG: 150828-57
 Job: H_URS_WIM-273
 Client Reference:

Location: Stag Brewery
 Customer: AECOM
 Attention: Gary Marshall

Order Number:
 Report Number: 329023
 Superseded Report:

TPH CWG (S)

Results Legend		Customer Sample R	BH8A	BH8A	BH9A	BH9A		
#	ISO17025 accredited.	Depth (m) Sample Type Date Sampled Sampled Time Date Received SDG Ref Lab Sample No.(s) AGS Reference						
M	mCERTS accredited.		0.50	3.00 - 3.50	0.50	2.20 - 3.30		
aq	Aqueous / settled sample.		Soil/Solid	Soil/Solid	Soil/Solid	Soil/Solid		
diss.filt	Dissolved / filtered sample.		26/08/2015	26/08/2015	26/08/2015	26/08/2015		
tot.unfilt	Total / unfiltered sample.							
*	Subcontracted test.							
**	% recovery of the surrogate standard to check the efficiency of the method. The results of individual compounds within samples aren't corrected for the recovery							
(F)	Trigger breach confirmed		28/08/2015	28/08/2015	28/08/2015	28/08/2015		
1-58*\$@	Sample deviation (see appendix)		150828-57	150828-57	150828-57	150828-57		
			11978081	11978083	11978079	11978080		
Component	LOD/Units	Method						
GRO Surrogate % recovery**	%	TM089	72	107	113	97		
GRO TOT (Moisture Corrected)	<44 µg/kg	TM089	<44	<44	178	106		
Methyl tertiary butyl ether (MTBE)	<5 µg/kg	TM089	<5	<5	<5	<5		
Benzene	<10 µg/kg	TM089	<10	<10	<10	<10		
Toluene	<2 µg/kg	TM089	2.42	<2	<2	<2		
Ethylbenzene	<3 µg/kg	TM089	<3	<3	<3	<3		
m,p-Xylene	<6 µg/kg	TM089	<6	<6	<6	<6		
o-Xylene	<3 µg/kg	TM089	<3	<3	<3	<3		
sum of detected mpo xylene by GC	<9 µg/kg	TM089	<9	<9	<9	<9		
sum of detected BTEX by GC	<24 µg/kg	TM089	<24	<24	<24	<24		
Aliphatics >C5-C6	<10 µg/kg	TM089	<10	<10	<10	<10		
Aliphatics >C6-C8	<10 µg/kg	TM089	14.5	<10	<10	19.7		
Aliphatics >C8-C10	<10 µg/kg	TM089	10.9	<10	11.9	22		
Aliphatics >C10-C12	<10 µg/kg	TM089	<10	<10	87.4	25.5		
Aliphatics >C12-C16	<100 µg/kg	TM173	555	<100	<100	1290		
Aliphatics >C16-C21	<100 µg/kg	TM173	1230	<100	<100	3060		
Aliphatics >C21-C35	<100 µg/kg	TM173	5830	<100	<100	6690		
Aliphatics >C35-C44	<100 µg/kg	TM173	567	<100	<100	<100		
Total Aliphatics >C12-C44	<100 µg/kg	TM173	8180	<100	<100	11000		
Aromatics >EC5-EC7	<10 µg/kg	TM089	<10	<10	<10	<10		
Aromatics >EC7-EC8	<10 µg/kg	TM089	<10	<10	<10	<10		
Aromatics >EC8-EC10	<10 µg/kg	TM089	<10	<10	<10	15.1		
Aromatics >EC10-EC12	<10 µg/kg	TM089	<10	<10	58.3	17.4		
Aromatics >EC12-EC16	<100 µg/kg	TM173	<100	<100	<100	2810		
Aromatics >EC16-EC21	<100 µg/kg	TM173	<100	<100	<100	19400		
Aromatics >EC21-EC35	<100 µg/kg	TM173	<100	<100	<100	66300		
Aromatics >EC35-EC44	<100 µg/kg	TM173	<100	<100	<100	16400		
Aromatics >EC40-EC44	<100 µg/kg	TM173	<100	<100	<100	5980		
Total Aromatics >EC12-EC44	<100 µg/kg	TM173	<100	<100	<100	105000		
Total Aliphatics & Aromatics >C5-C44	<100 µg/kg	TM173	8220	<100	111	116000		



CERTIFICATE OF ANALYSIS

SDG: 150828-57
 Job: H_URS_WIM-273
 Client Reference:

Location: Stag Brewery
 Customer: AECOM
 Attention: Gary Marshall

Order Number:
 Report Number: 329023
 Superseded Report:

VOC MS (S)

Results Legend		Customer Sample R	BH8A	BH8A	BH9A	BH9A		
#	ISO17025 accredited.	Depth (m) Sample Type Date Sampled Sampled Time Date Received SDG Ref Lab Sample No.(s) AGS Reference	BH8A	BH8A	BH9A	BH9A		
M	mCERTS accredited.		0.50	3.00 - 3.50	0.50	2.20 - 3.30		
aq	Aqueous / settled sample.		Soil/Solid	Soil/Solid	Soil/Solid	Soil/Solid		
diss.filt	Dissolved / filtered sample.		26/08/2015	26/08/2015	26/08/2015	26/08/2015		
tot.unfilt	Total / unfiltered sample.							
*	Subcontracted test.							
**	% recovery of the surrogate standard to check the efficiency of the method. The results of individual compounds within samples aren't corrected for the recovery							
(F)	Trigger breach confirmed		28/08/2015	28/08/2015	28/08/2015	28/08/2015		
1-5&*\$@	Sample deviation (see appendix)		150828-57	150828-57	150828-57	150828-57		
			11978081	11978083	11978079	11978080		
Component	LOD/Units	Method						
Dibromofluoromethane**	%	TM116	114	109	120	112		
Toluene-d8**	%	TM116	102	101	102	102		
4-Bromofluorobenzene**	%	TM116	88.1	95	96.1	92.2		
Dichlorodifluoromethane	<6 µg/kg	TM116	<60	<6	<6	<6	M	M
Chloromethane	<7 µg/kg	TM116	<70	<7	<7	<7	#	#
Vinyl Chloride	<6 µg/kg	TM116	<60	<6	<6	<6	M	M
Bromomethane	<10 µg/kg	TM116	<100	<10	<10	<10	M	M
Chloroethane	<10 µg/kg	TM116	<100	<10	<10	<10	M	M
Trichlorofluoromethane	<6 µg/kg	TM116	<60	<6	<6	<6	M	M
1,1-Dichloroethene	<10 µg/kg	TM116	<100	<10	<10	<10	#	#
Carbon Disulphide	<7 µg/kg	TM116	<70	<7	<7	<7	M	M
Dichloromethane	<10 µg/kg	TM116	<100	<10	<10	<10	#	#
Methyl Tertiary Butyl Ether	<10 µg/kg	TM116	<100	<10	<10	<10	M	M
trans-1,2-Dichloroethene	<10 µg/kg	TM116	<100	<10	<10	<10	M	M
1,1-Dichloroethane	<8 µg/kg	TM116	<80	<8	<8	<8	M	M
cis-1,2-Dichloroethene	<6 µg/kg	TM116	<60	<6	<6	<6	M	M
2,2-Dichloropropane	<10 µg/kg	TM116	<100	<10	<10	<10	M	M
Bromochloromethane	<10 µg/kg	TM116	<100	<10	<10	<10	M	M
Chloroform	<8 µg/kg	TM116	<80	<8	<8	<8	M	M
1,1,1-Trichloroethane	<7 µg/kg	TM116	<70	<7	<7	<7	M	M
1,1-Dichloropropene	<10 µg/kg	TM116	<100	<10	<10	<10	M	M
Carbontetrachloride	<10 µg/kg	TM116	<100	<10	<10	<10	M	M
1,2-Dichloroethane	<5 µg/kg	TM116	<50	<5	<5	<5	M	M
Benzene	<9 µg/kg	TM116	<90	<9	<9	<9	M	M
Trichloroethene	<9 µg/kg	TM116	<90	<9	<9	<9	#	#
1,2-Dichloropropane	<10 µg/kg	TM116	<100	<10	<10	<10	M	M
Dibromomethane	<9 µg/kg	TM116	<90	<9	<9	<9	M	M
Bromodichloromethane	<7 µg/kg	TM116	<70	<7	<7	<7	M	M
cis-1,3-Dichloropropene	<10 µg/kg	TM116	<100	<10	<10	<10	M	M
Toluene	<7 µg/kg	TM116	<70	<7	<7	<7	M	M
trans-1,3-Dichloropropene	<10 µg/kg	TM116	<100	<10	<10	<10		
1,1,2-Trichloroethane	<10 µg/kg	TM116	<100	<10	<10	<10	M	M



SDG: 150828-57
 Job: H_URS_WIM-273
 Client Reference:

Location: Stag Brewery
 Customer: AECOM
 Attention: Gary Marshall

Order Number:
 Report Number: 329023
 Superseded Report:

VOC MS (S)

Results Legend		Customer Sample R	BH8A				BH8A				BH9A				BH9A			
#	ISO17025 accredited.		Depth (m)	0.50	3.00 - 3.50	0.50	2.20 - 3.30	Soil/Solid	26/08/2015	Soil/Solid	26/08/2015	Soil/Solid	26/08/2015	Soil/Solid	26/08/2015	Soil/Solid	26/08/2015	
M	mCERTS accredited.	Sample Type	Soil/Solid	Soil/Solid	Soil/Solid	Soil/Solid	Soil/Solid	Date Sampled	Date Sampled	Date Sampled	Date Sampled	Date Sampled	Date Sampled	Date Sampled	Date Sampled	Date Sampled		
aq	Aqueous / settled sample.	Sampled Time	26/08/2015	26/08/2015	26/08/2015	26/08/2015	26/08/2015	Date Received	Date Received	Date Received	Date Received	Date Received	Date Received	Date Received	Date Received	Date Received		
diss.filt	Dissolved / filtered sample.	SDG Ref	150828-57	150828-57	150828-57	150828-57	150828-57	Lab Sample No.(s)	Lab Sample No.(s)	Lab Sample No.(s)	Lab Sample No.(s)	Lab Sample No.(s)	Lab Sample No.(s)	Lab Sample No.(s)	Lab Sample No.(s)	Lab Sample No.(s)		
tot.unfilt	Total / unfiltered sample.	AGS Reference	11978081	11978083	11978083	11978083	11978083											
*	Subcontracted test.																	
**	% recovery of the surrogate standard to check the efficiency of the method. The results of individual compounds within samples aren't corrected for the recovery																	
(F)	Trigger breach confirmed																	
1-5ö	Sample deviation (see appendix)																	
Component	LOD/Units	Method																
1,3-Dichloropropane	<7 µg/kg	TM116	<70															
Tetrachloroethene	<5 µg/kg	TM116	<50															
Dibromochloromethane	<10 µg/kg	TM116	<100															
1,2-Dibromoethane	<10 µg/kg	TM116	<100															
Chlorobenzene	<5 µg/kg	TM116	<50															
1,1,1,2-Tetrachloroethane	<10 µg/kg	TM116	<100															
Ethylbenzene	<4 µg/kg	TM116	<40															
p/m-Xylene	<10 µg/kg	TM116	<100	#	#	#	#											
o-Xylene	<10 µg/kg	TM116	<100	M	M	M	M											
Styrene	<10 µg/kg	TM116	<100	#	#	#	#											
Bromoform	<10 µg/kg	TM116	<100	M	M	M	M											
Isopropylbenzene	<5 µg/kg	TM116	<50	#	#	#	#											
1,1,2,2-Tetrachloroethane	<10 µg/kg	TM116	<100	M	M	M	M											
1,2,3-Trichloropropane	<16 µg/kg	TM116	<160	M	M	M	M											
Bromobenzene	<10 µg/kg	TM116	<100	M	M	M	M											
Propylbenzene	<10 µg/kg	TM116	<100	M	M	M	M											
2-Chlorotoluene	<9 µg/kg	TM116	<90	M	M	M	M											
1,3,5-Trimethylbenzene	<8 µg/kg	TM116	<80	M	M	M	M											
4-Chlorotoluene	<10 µg/kg	TM116	<100	M	M	M	M											
tert-Butylbenzene	<14 µg/kg	TM116	<140	M	M	M	M											
1,2,4-Trimethylbenzene	<9 µg/kg	TM116	<90	#	#	#	#											
sec-Butylbenzene	<10 µg/kg	TM116	<100	M	M	M	M											
4-Isopropyltoluene	<10 µg/kg	TM116	<100	M	M	M	M											
1,3-Dichlorobenzene	<8 µg/kg	TM116	<80	M	M	M	M											
1,4-Dichlorobenzene	<5 µg/kg	TM116	<50	M	M	M	M											
n-Butylbenzene	<11 µg/kg	TM116	<110															
1,2-Dichlorobenzene	<10 µg/kg	TM116	<100	M	M	M	M											
1,2-Dibromo-3-chloropropane	<14 µg/kg	TM116	<140	M	M	M	M											
Tert-amyl methyl ether	<10 µg/kg	TM116	<100	#	#	#	#											
1,2,4-Trichlorobenzene	<20 µg/kg	TM116	<200															
Hexachlorobutadiene	<20 µg/kg	TM116	<200															
Naphthalene	<13 µg/kg	TM116	<130	M	M	M	M											



CERTIFICATE OF ANALYSIS

Validated

SDG: 150828-57
Job: H_URS_WIM-273
Client Reference:

Location: Stag Brewery
Customer: AECOM
Attention: Gary Marshall

Order Number:
Report Number: 329023
Superseded Report:

VOC MS (S)

Table with columns for Results Legend, Customer Sample R, BH8A, BH8A, BH9A, BH9A, Component, LOD/Units, Method, and numerical data for 1,2,3-Trichlorobenzene.



SDG: 150828-57
Job: H_URS_WIM-273
Client Reference:

Location: Stag Brewery
Customer: AECOM
Attention: Gary Marshall

Order Number:
Report Number: 329023
Superseded Report:

Asbestos Identification - Soil

		Date of Analysis	Analysed By	Comments	Amosite (Brown) Asbestos	Chrysotile (White) Asbestos	Crocidolite (Blue) Asbestos	Fibrous Actinolite	Fibrous Anthophyllite	Fibrous Tremolite	Non-Asbestos Fibre
Cust. Sample Ref. Depth (m) Sample Type Date Sampled Date Received SDG Original Sample Method Number	BH8A 0.50 SOLID 26/08/2015 00:00:00 01/09/2015 12:03:31 150828-57 11978081 TM048	4/9/15	Kevin Hughes	-	Not Detected (#)	Not Detected (#)	Not Detected (#)	Not Detected (#)	Not Detected (#)	Not Detected (#)	Not Detected
Cust. Sample Ref. Depth (m) Sample Type Date Sampled Date Received SDG Original Sample Method Number	BH9A 0.50 SOLID 26/08/2015 00:00:00 01/09/2015 11:54:18 150828-57 11978079 TM048	4/9/15	Kevin Hughes	-	Not Detected (#)	Not Detected (#)	Not Detected (#)	Not Detected (#)	Not Detected (#)	Not Detected (#)	Not Detected



SDG: 150828-57
Job: H_URS_WIM-273
Client Reference:

Location: Stag Brewery
Customer: AECOM
Attention: Gary Marshall

Order Number:
Report Number: 329023
Superseded Report:

Table of Results - Appendix

Method No	Reference	Description	Wet/Dry Sample ¹	Surrogate Corrected
ASB_PREP				
PM001		Preparation of Samples for Metals Analysis		
PM024	Modified BS 1377	Soil preparation including homogenisation, moisture screens of soils for Asbestos Containing Material		
TM024	Method 4500A & B, AWWA/APHA, 20th Ed., 1999	Determination of Exchangeable Ammonium and Ammoniacal Nitrogen as N by titration on solids		
TM048	HSG 248, Asbestos: The analysts' guide for sampling, analysis and clearance procedures	Identification of Asbestos in Bulk Material		
TM089	Modified: US EPA Methods 8020 & 602	Determination of Gasoline Range Hydrocarbons (GRO) and BTEX (MTBE) compounds by Headspace GC-FID (C4-C12)		
TM116	Modified: US EPA Method 8260, 8120, 8020, 624, 610 & 602	Determination of Volatile Organic Compounds by Headspace / GC-MS		
TM132	In - house Method	ELTRA CS800 Operators Guide		
TM133	BS 1377: Part 3 1990;BS 6068-2.5	Determination of pH in Soil and Water using the GLpH pH Meter		
TM151	Method 3500D, AWWA/APHA, 20th Ed., 1999	Determination of Hexavalent Chromium using Kone analyser		
TM173	Analysis of Petroleum Hydrocarbons in Environmental Media – Total Petroleum Hydrocarbon Criteria	Determination of Speciated Extractable Petroleum Hydrocarbons in Soils by GC-FID		
TM180	Sulphide in waters and waste waters 1991 ISBN 01 175 7186 SCA rec. 2007 (unpublished)	The Determination Of Easily Liberated Sulphide In Soil Samples by Ion Selective Electrode Technique		
TM181	US EPA Method 6010B	Determination of Routine Metals in Soil by iCap 6500 Duo ICP-OES		
TM218	Microwave extraction – EPA method 3546	Microwave extraction - EPA method 3546		
TM221	Inductively Coupled Plasma - Atomic Emission Spectroscopy. An Atlas of Spectral Information: Winge, Fassel, Peterson and Floyd	Determination of Acid extractable Sulphate in Soils by IRIS Emission Spectrometer		
TM243		Mixed Anions In Soils By Kone		

¹ Applies to Solid samples only. DRY indicates samples have been dried at 35°C. NA = not applicable.



SDG: 150828-57
Job: H_URS_WIM-273
Client Reference:

Location: Stag Brewery
Customer: AECCOM
Attention: Gary Marshall

Order Number:
Report Number: 329023
Superseded Report:

Test Completion Dates

Lab Sample No(s)	11978081	11978083	11978079	11978080
Customer Sample Ref.	BH8A	BH8A	BH9A	BH9A
AGS Ref.				
Depth	0.50	3.00 - 3.50	0.50	2.20 - 3.30
Type	SOLID	SOLID	SOLID	SOLID
Ammonium Soil by Titration	09-Sep-2015	08-Sep-2015	09-Sep-2015	08-Sep-2015
Asbestos ID in Solid Samples	04-Sep-2015		04-Sep-2015	
Easily Liberated Sulphide	08-Sep-2015	07-Sep-2015	08-Sep-2015	07-Sep-2015
EPH CWG (Aliphatic) GC (S)	04-Sep-2015	03-Sep-2015	04-Sep-2015	03-Sep-2015
EPH CWG (Aromatic) GC (S)	04-Sep-2015	03-Sep-2015	04-Sep-2015	03-Sep-2015
GRO by GC-FID (S)	02-Sep-2015	02-Sep-2015	03-Sep-2015	02-Sep-2015
Hexavalent Chromium (s)	07-Sep-2015	07-Sep-2015	07-Sep-2015	07-Sep-2015
Metals in solid samples by OES	04-Sep-2015	04-Sep-2015	04-Sep-2015	04-Sep-2015
PAH by GCMS	03-Sep-2015	03-Sep-2015	08-Sep-2015	04-Sep-2015
pH	08-Sep-2015	08-Sep-2015	08-Sep-2015	04-Sep-2015
Sample description	01-Sep-2015	29-Aug-2015	01-Sep-2015	29-Aug-2015
Total Organic Carbon	07-Sep-2015	03-Sep-2015	07-Sep-2015	03-Sep-2015
Total Sulphate	07-Sep-2015	07-Sep-2015	07-Sep-2015	04-Sep-2015
TPH CWG GC (S)	04-Sep-2015	03-Sep-2015	04-Sep-2015	03-Sep-2015
VOC MS (S)	03-Sep-2015	02-Sep-2015	02-Sep-2015	02-Sep-2015



SDG: 150828-57
 Job: H_URS_WIM-273
 Client Reference:

Location: Stag Brewery
 Customer: AECOM
 Attention: Gary Marshall

Order Number:
 Report Number: 329023
 Superseded Report:

ASSOCIATED AQC DATA

Ammonium Soil by Titration

Component	Method Code	QC 1292	QC 1205
Exchangeable Ammonium as NH4	TM024	86.07 79.30 : 104.61	98.01 79.30 : 104.61

Easily Liberated Sulphide

Component	Method Code	QC 1262	QC 1219
Easily Liberated Sulphide	TM180	88.38 49.14 : 123.89	93.21 49.14 : 123.89

EPH CWG (Aliphatic) GC (S)

Component	Method Code	QC 1182	QC 1194	QC 1146
Total Aliphatics >C12-C35	TM173	85.21 62.50 : 112.50	87.08 70.80 : 111.51	90.21 71.67 : 116.67

EPH CWG (Aromatic) GC (S)

Component	Method Code	QC 1182	QC 1194	QC 1146
Total Aromatics >EC12-EC35	TM173	82.67 60.62 : 126.95	82.67 65.21 : 121.32	83.33 59.92 : 107.95

GRO by GC-FID (S)

Component	Method Code	QC 1105	QC 1173
Benzene by GC (Moisture Corrected)	TM089	83.5 79.00 : 121.00	95.0 76.33 : 121.87
Ethylbenzene by GC (Moisture Corrected)	TM089	83.5 79.00 : 121.00	99.0 75.73 : 123.83
m & p Xylene by GC (Moisture Corrected)	TM089	83.75 79.00 : 121.00	97.5 75.52 : 120.32
MTBE GC-FID (Moisture Corrected)	TM089	85.5 74.48 : 125.29	94.0 77.89 : 119.70
o Xylene by GC (Moisture Corrected)	TM089	83.5 79.00 : 121.00	93.5 74.15 : 124.59
QC	TM089	112.68 73.70 : 123.60	99.2 62.31 : 122.61
Toluene by GC (Moisture Corrected)	TM089	83.5 79.00 : 121.00	93.5 77.91 : 122.33



SDG: 150828-57
 Job: H_URS_WIM-273
 Client Reference:

Location: Stag Brewery
 Customer: AECOM
 Attention: Gary Marshall

Order Number:
 Report Number: 329023
 Superseded Report:

Hexavalent Chromium (s)

Component	Method Code	QC 1299	QC 1285
Hexavalent Chromium	TM151	100.0 92.20 : 106.60	102.0 92.20 : 106.60

Metals in solid samples by OES

Component	Method Code	QC 1272	QC 1286	QC 1235
Aluminium	TM181	108.46 86.49 : 129.71	109.23 86.49 : 129.71	98.46 86.49 : 129.71
Antimony	TM181	98.92 77.50 : 122.50	98.21 77.50 : 122.50	97.13 77.50 : 122.50
Arsenic	TM181	94.69 82.63 : 117.37	93.81 82.63 : 117.37	92.92 82.63 : 117.37
Barium	TM181	99.25 79.45 : 120.55	99.25 79.45 : 120.55	95.49 79.45 : 120.55
Beryllium	TM181	101.09 85.92 : 121.27	101.24 85.92 : 121.27	100.47 85.92 : 121.27
Boron	TM181	112.21 77.41 : 143.83	115.27 77.41 : 143.83	99.24 77.41 : 143.83
Cadmium	TM181	97.65 81.95 : 118.05	97.31 81.95 : 118.05	96.47 81.95 : 118.05
Chromium	TM181	109.41 81.29 : 118.71	99.22 81.29 : 118.71	93.73 81.29 : 118.71
Cobalt	TM181	97.83 83.86 : 116.14	97.17 83.86 : 116.14	96.5 83.86 : 116.14
Copper	TM181	100.68 78.57 : 121.43	100.14 78.57 : 121.43	99.46 78.57 : 121.43
Iron	TM181	102.76 87.50 : 122.82	100.69 87.50 : 122.82	97.24 87.50 : 122.82
Lead	TM181	95.28 74.18 : 117.25	93.7 74.18 : 117.25	94.09 74.18 : 117.25
Manganese	TM181	100.0 82.91 : 117.09	100.0 82.91 : 117.09	100.0 82.91 : 117.09
Mercury	TM181	94.47 81.99 : 118.01	93.97 81.99 : 118.01	92.46 81.99 : 118.01
Molybdenum	TM181	100.64 81.45 : 118.55	94.75 81.45 : 118.55	93.79 81.45 : 118.55
Nickel	TM181	109.88 79.64 : 120.36	98.26 79.64 : 120.36	95.93 79.64 : 120.36
Phosphorus	TM181	99.11 81.03 : 118.97	97.91 81.03 : 118.97	98.21 81.03 : 118.97
Selenium	TM181	106.5 87.05 : 121.93	107.01 87.05 : 121.93	108.21 87.05 : 121.93
Strontium	TM181	102.3 83.64 : 116.36	102.68 83.64 : 116.36	96.55 83.64 : 116.36
Thallium	TM181	92.21 77.50 : 122.50	90.55 77.50 : 122.50	88.72 77.50 : 122.50
Tin	TM181	94.35 78.30 : 113.98	93.69 78.30 : 113.98	92.69 78.30 : 113.98
Titanium	TM181	103.91 71.02 : 128.98	103.13 71.02 : 128.98	97.66 71.02 : 128.98



SDG: 150828-57
 Job: H_URS_WIM-273
 Client Reference:

Location: Stag Brewery
 Customer: AECOM
 Attention: Gary Marshall

Order Number:
 Report Number: 329023
 Superseded Report:

Metals in solid samples by OES

		QC 1272	QC 1286	QC 1235
Vanadium	TM181	97.06 86.61 : 113.39	96.76 86.61 : 113.39	93.53 86.61 : 113.39
Zinc	TM181	100.97 89.82 : 114.54	100.32 89.82 : 114.54	98.05 89.82 : 114.54

PAH by GCMS

Component	Method Code	QC 1191	QC 1196	QC 1106	QC 1137
Acenaphthene	TM218	85.5 70.00 : 130.00	89.5 78.75 : 116.25	91.5 78.84 : 114.36	96.0 78.84 : 114.36
Acenaphthylene	TM218	78.0 70.00 : 130.00	85.5 76.45 : 110.05	85.5 65.50 : 119.50	90.0 65.50 : 119.50
Anthracene	TM218	79.0 70.00 : 130.00	89.0 67.15 : 124.45	91.0 75.54 : 110.88	97.5 75.54 : 110.88
Benz(a)anthracene	TM218	81.0 70.00 : 130.00	97.5 82.00 : 127.00	97.5 78.02 : 127.38	104.0 78.02 : 127.38
Benzo(a)pyrene	TM218	80.0 70.00 : 130.00	99.5 75.60 : 124.20	99.5 79.21 : 128.01	105.5 79.21 : 128.01
Benzo(b)fluoranthene	TM218	78.0 70.00 : 130.00	99.0 81.20 : 121.77	96.0 86.21 : 131.42	101.5 86.21 : 131.42
Benzo(ghi)perylene	TM218	83.0 70.00 : 130.00	96.0 77.49 : 119.12	95.0 80.11 : 120.52	100.0 80.11 : 120.52
Benzo(k)fluoranthene	TM218	79.0 70.00 : 130.00	96.5 83.50 : 116.50	97.0 78.77 : 120.72	103.0 78.77 : 120.72
Chrysene	TM218	77.5 70.00 : 130.00	95.5 78.35 : 114.42	94.5 78.77 : 118.99	100.5 78.77 : 118.99
Dibenzo(ah)anthracene	TM218	79.0 70.00 : 130.00	95.0 77.15 : 122.45	93.5 76.39 : 122.63	100.0 76.39 : 122.63
Fluoranthene	TM218	83.5 70.00 : 130.00	92.5 79.08 : 114.40	95.0 77.25 : 117.75	101.0 77.25 : 117.75
Fluorene	TM218	86.0 70.00 : 130.00	91.5 79.03 : 113.38	95.5 79.28 : 117.35	98.5 79.28 : 117.35
Indeno(123cd)pyrene	TM218	78.5 70.00 : 130.00	96.5 75.65 : 125.15	93.0 78.87 : 122.50	99.0 78.87 : 122.50
Naphthalene	TM218	91.5 70.00 : 130.00	92.5 77.25 : 112.60	93.0 74.75 : 118.25	95.0 74.75 : 118.25
Phenanthrene	TM218	84.0 70.00 : 130.00	92.0 78.25 : 115.44	95.0 78.61 : 113.98	100.5 78.61 : 113.98
Pyrene	TM218	82.5 70.00 : 130.00	91.0 78.07 : 114.06	94.0 76.15 : 115.26	99.5 76.15 : 115.26

pH

Component	Method Code	QC 1208	QC 1218	QC 1227	QC 1293
pH	TM133	100.13 97.19 : 102.81	100.25 97.19 : 102.81	100.5 97.19 : 102.81	100.63 97.19 : 102.81

Total Organic Carbon



SDG: 150828-57
 Job: H_URS_WIM-273
 Client Reference:

Location: Stag Brewery
 Customer: AECOM
 Attention: Gary Marshall

Order Number:
 Report Number: 329023
 Superseded Report:

Total Organic Carbon

Component	Method Code	QC 1254	QC 1245
Total Organic Carbon	TM132	100.46 88.82 : 111.18	98.17 89.40 : 103.09

Total Sulphate

Component	Method Code	QC 1218	QC 1273
Total Sulphate	TM221	115.15 78.49 : 121.51	103.79 78.49 : 121.51

VOC MS (S)

Component	Method Code	QC 1128	QC 1175
1,1,1,2-tetrachloroethane	TM116	95.6 83.24 : 124.28	102.6 83.24 : 124.28
1,1,1-Trichloroethane	TM116	100.8 81.77 : 121.07	102.4 81.77 : 121.07
1,1,2-Trichloroethane	TM116	100.4 79.24 : 112.23	94.2 79.24 : 112.23
1,1-Dichloroethane	TM116	103.0 72.58 : 116.06	106.6 72.58 : 116.06
1,2-Dichloroethane	TM116	118.8 77.50 : 122.50	112.0 77.50 : 122.50
1,4-Dichlorobenzene	TM116	96.2 73.23 : 116.39	95.4 73.23 : 116.39
2-Chlorotoluene	TM116	85.6 69.22 : 110.64	86.6 69.22 : 110.64
4-Chlorotoluene	TM116	89.0 68.57 : 106.26	87.4 68.57 : 106.26
Benzene	TM116	103.2 84.33 : 124.27	106.0 84.33 : 124.27
Carbon Disulphide	TM116	110.4 77.20 : 122.80	107.4 77.20 : 122.80
Carbontetrachloride	TM116	98.2 84.20 : 119.90	102.8 84.20 : 119.90
Chlorobenzene	TM116	102.4 85.28 : 129.96	103.2 85.28 : 129.96
Chloroform	TM116	108.2 82.73 : 119.72	106.6 82.73 : 119.72
Chloromethane	TM116	123.4 55.16 : 145.46	117.2 55.16 : 145.46
Cis-1,2-Dichloroethene	TM116	108.4 73.56 : 118.93	108.4 73.56 : 118.93
Dibromomethane	TM116	104.4 73.40 : 116.60	98.0 73.40 : 116.60
Dichloromethane	TM116	113.2 76.16 : 121.98	108.2 76.16 : 121.98



SDG: 150828-57
 Job: H_URS_WIM-273
 Client Reference:

Location: Stag Brewery
 Customer: AECOM
 Attention: Gary Marshall

Order Number:
 Report Number: 329023
 Superseded Report:

VOC MS (S)

		QC 1128	QC 1175
Ethylbenzene	TM116	94.0 80.07 : 125.98	99.2 80.07 : 125.98
Hexachlorobutadiene	TM116	69.0 30.92 : 132.28	89.2 30.92 : 132.28
Isopropylbenzene	TM116	82.6 69.27 : 125.32	92.6 69.27 : 125.32
Naphthalene	TM116	110.0 79.15 : 121.98	107.4 79.15 : 121.98
o-Xylene	TM116	77.6 75.46 : 111.52	84.8 75.46 : 111.52
p/m-Xylene	TM116	90.2 76.97 : 121.75	96.6 76.97 : 121.75
Sec-Butylbenzene	TM116	69.6 49.27 : 129.90	85.8 49.27 : 129.90
Tetrachloroethene	TM116	102.2 87.96 : 133.65	110.6 87.96 : 133.65
Toluene	TM116	99.0 79.23 : 114.58	100.6 79.23 : 114.58
Trichloroethene	TM116	94.6 84.09 : 114.24	98.4 84.09 : 114.24
Trichlorofluoromethane	TM116	107.4 76.22 : 114.82	104.4 76.22 : 114.82
Vinyl Chloride	TM116	98.2 59.68 : 118.68	100.8 59.68 : 118.68

The above information details the reference name of the analytical quality control sample (AQC) that has been run with the samples contained in this report for the different methods of analysis.

The figure detailed is the percentage recovery result for the AQC.

The subscript numbers below are the percentage recovery lower control limit (LCL) and the upper control limit (UCL). The percentage recovery result for the AQC should be between these limits to be statistically in control.



SDG: 150828-57
Job: H_URS_WIM-273
Client Reference:

Location: Stag Brewery
Customer: AECOM
Attention: Gary Marshall

Order Number:
Report Number: 329023
Superseded Report:

Chromatogram


Analysis: EPH CWG (Aliphatic) GC (S)

Sample No : 11982640
Sample ID : BH9A

Depth : 2.20 - 3.30

Alcontrol/Geochem Analytical Services
Speciated TPH - AROM (C12 - C40)

Sample Identity: 11364862-
Date Acquired : 02/09/2015 08:42:03 PM
Units : ppb
Dilution: BH9A[2.20 - 3.30] ->





SDG: 150828-57
Job: H_URS_WIM-273
Client Reference:

Location: Stag Brewery
Customer: AECOM
Attention: Gary Marshall

Order Number:
Report Number: 329023
Superseded Report:

Chromatogram

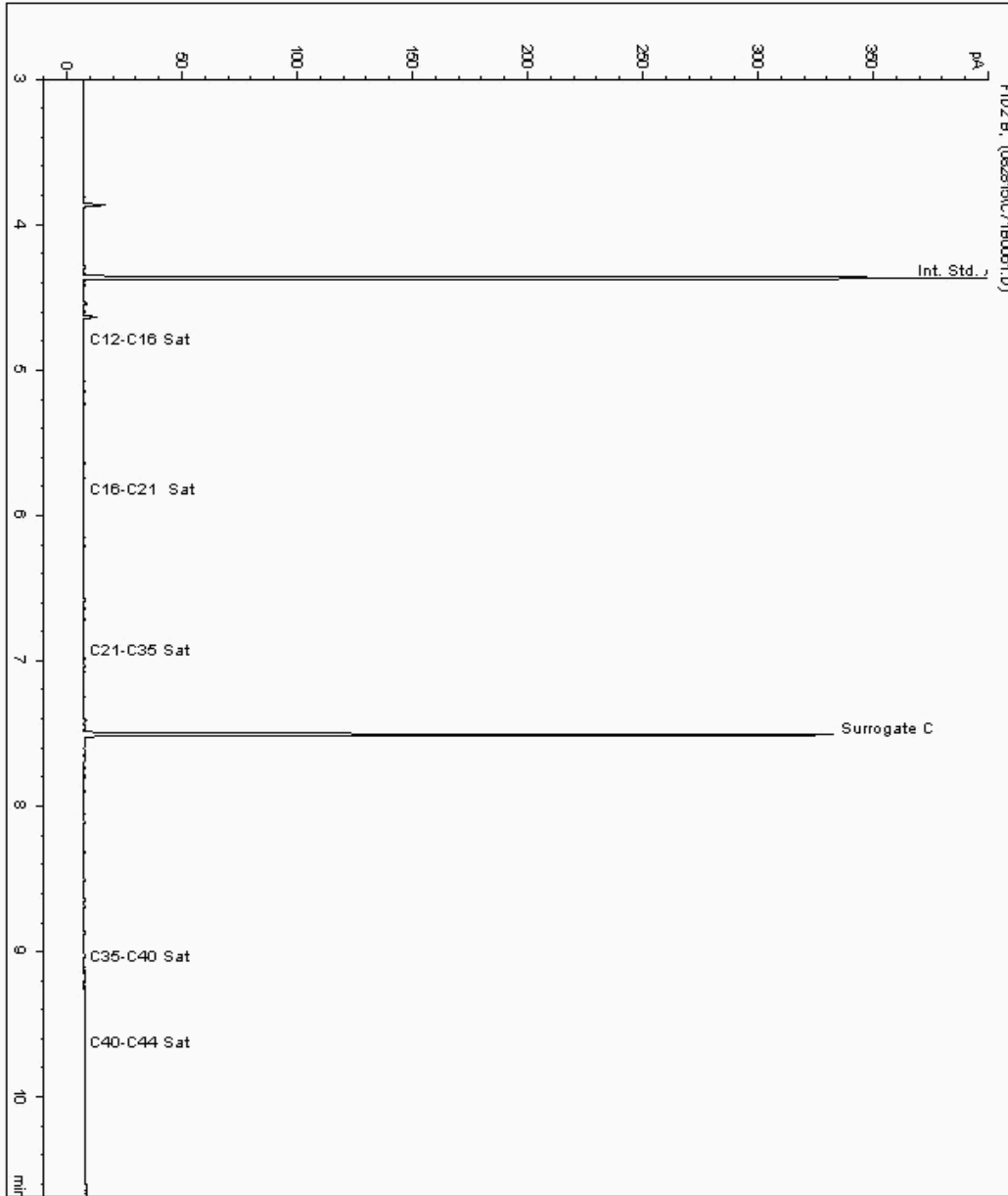
Analysis: EPH CWG (Aliphatic) GC (S)

Sample No : 11982647
Sample ID : BH8A

Depth : 3.00 - 3.50

Alcontrol/Geochem Analytical Services
Speciated TPH - AROM (C12 - C40)

Sample Identity: 11364901-
Date Acquired : 02/09/2015 07:22:34 PM
Units : ppb
Dilution: BH8A[3.00 - 3.50] ->





SDG: 150828-57
Job: H_URS_WIM-273
Client Reference:

Location: Stag Brewery
Customer: AECOM
Attention: Gary Marshall

Order Number:
Report Number: 329023
Superseded Report:

Chromatogram

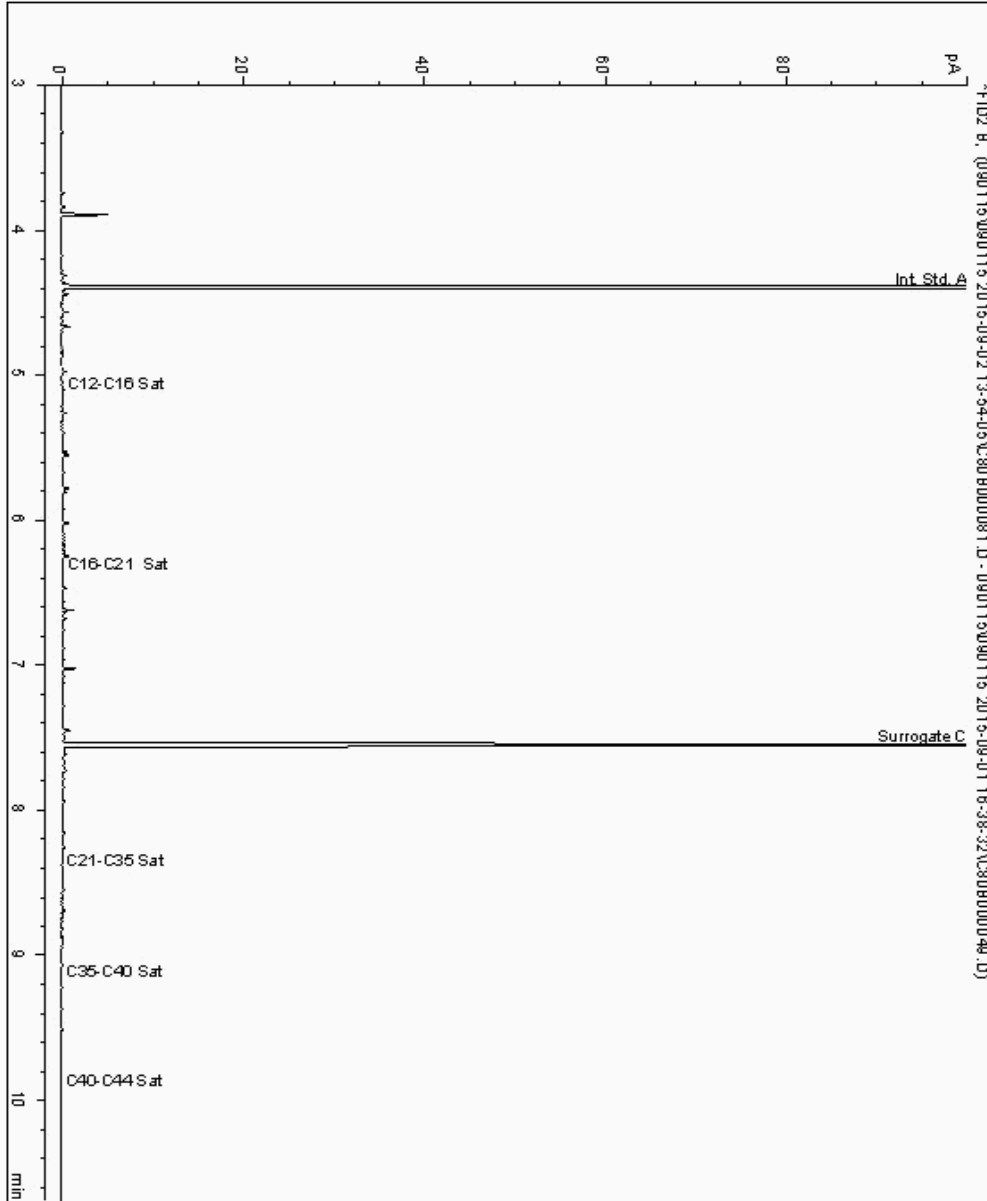
Analysis: EPH CWG (Aliphatic) GC (S)

Sample No : 11989024
Sample ID : BH9A

Depth : 0.50

Alcontrol/Geochem Analytical Services
Speciated TPH - SATS (C12 - C40)

Sample Identity: 11364846-
Date Acquired : 02/09/15 15:29:04
Units : ppb
Dilution :
CF : 1
Multiplier : 0.980





SDG: 150828-57
Job: H_URS_WIM-273
Client Reference:

Location: Stag Brewery
Customer: AECOM
Attention: Gary Marshall

Order Number:
Report Number: 329023
Superseded Report:

Chromatogram

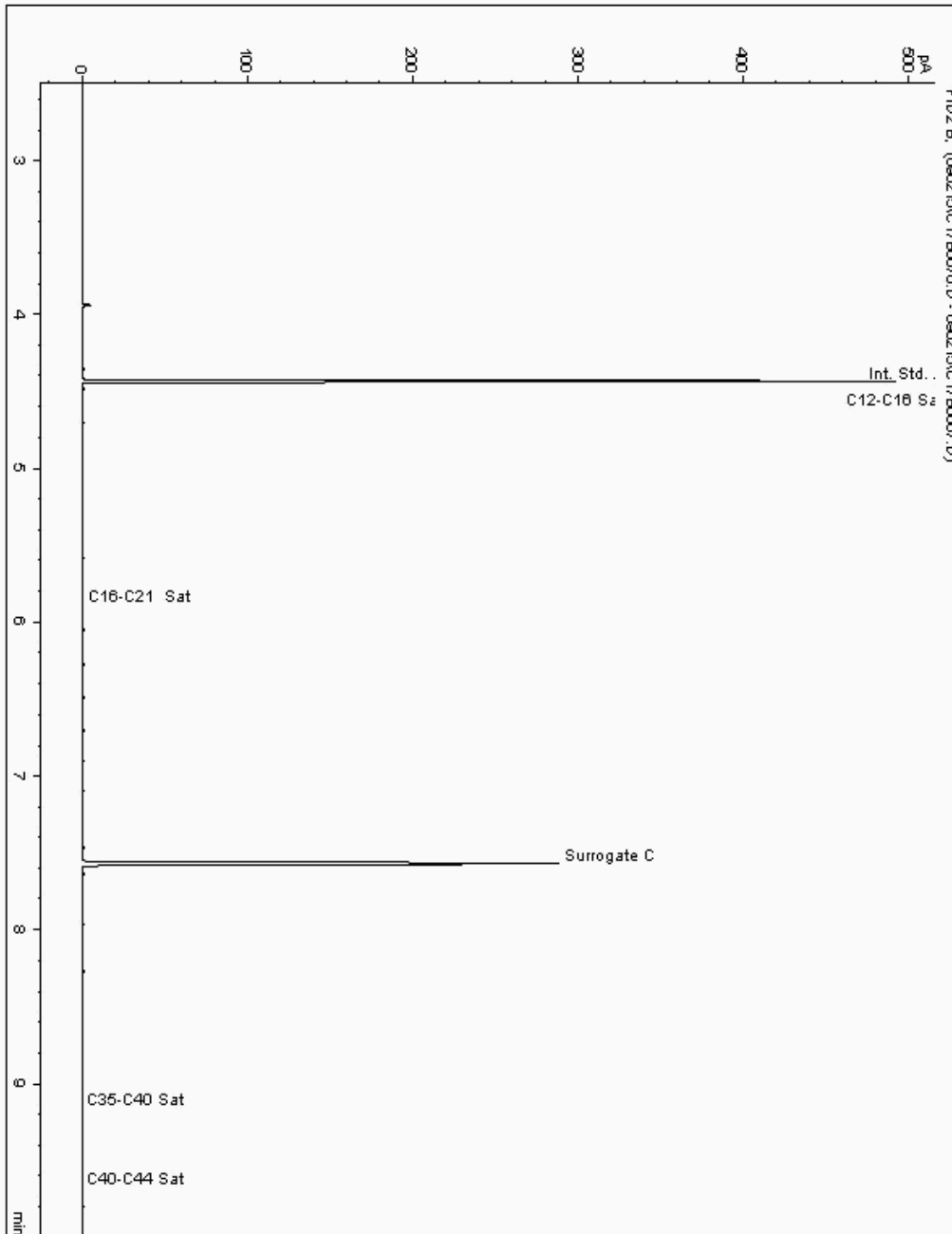
Analysis: EPH CWG (Aliphatic) GC (S)

Sample No : 11989052
Sample ID : BH8A

Depth : 0.50

Alcontrol/Geochem Analytical Services
Speciated TPH - SATS (C12 - C40)

Sample Identity: 11364879-
Date Acquired : 03/09/2015 09:03:05 PM
Units : ppb
Dilution :
CF : 1
Multiplier : 0.950





SDG: 150828-57
Job: H_URS_WIM-273
Client Reference:

Location: Stag Brewery
Customer: AECOM
Attention: Gary Marshall

Order Number:
Report Number: 329023
Superseded Report:

Chromatogram

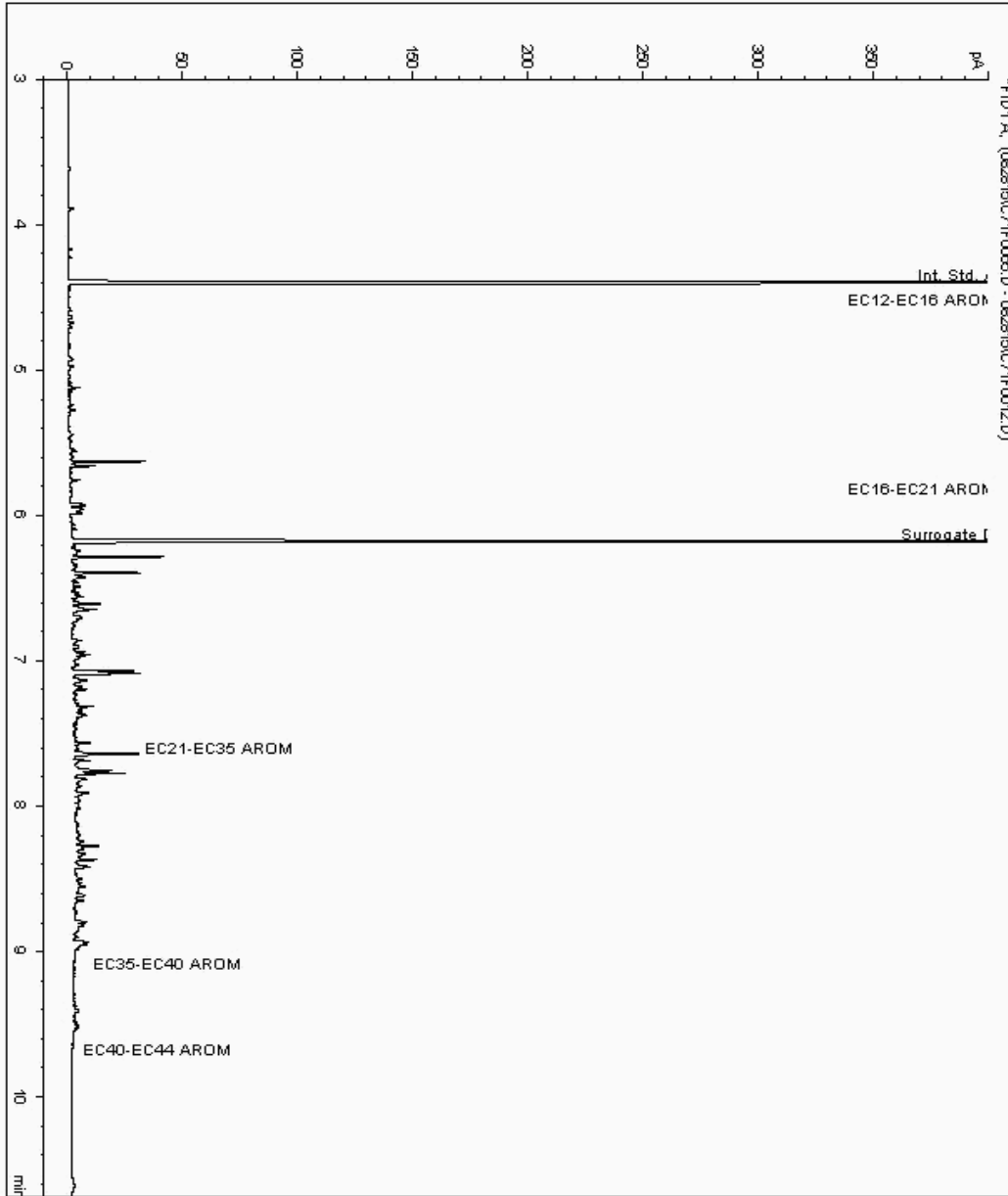
Analysis: EPH CWG (Aromatic) GC (S)

Sample No : 11982640
Sample ID : BH9A

Depth : 2.20 - 3.30

Alcontrol/Geochem Analytical Services
Speciated TPH - AROM (C12 - C40)

Sample Identity: 11364863-
Date Acquired : 02/09/2015 08:42:03 PM
Units : ppb
Dilution: BH9A[2.20 - 3.30] ->





SDG: 150828-57
Job: H_URS_WIM-273
Client Reference:

Location: Stag Brewery
Customer: AECOM
Attention: Gary Marshall

Order Number:
Report Number: 329023
Superseded Report:

Chromatogram


Analysis: EPH CWG (Aromatic) GC (S)

Sample No : 11982647
Sample ID : BH8A

Depth : 3.00 - 3.50

Alcontrol/Geochem Analytical Services
Speciated TPH - AROM (C12 - C40)

Sample Identity: 11364902-
Date Acquired : 02/09/2015 07:22:34 PM
Units : ppb
Dilution: BH8A[3.00 - 3.50] ->





SDG: 150828-57
Job: H_URS_WIM-273
Client Reference:

Location: Stag Brewery
Customer: AECOM
Attention: Gary Marshall

Order Number:
Report Number: 329023
Superseded Report:

Chromatogram

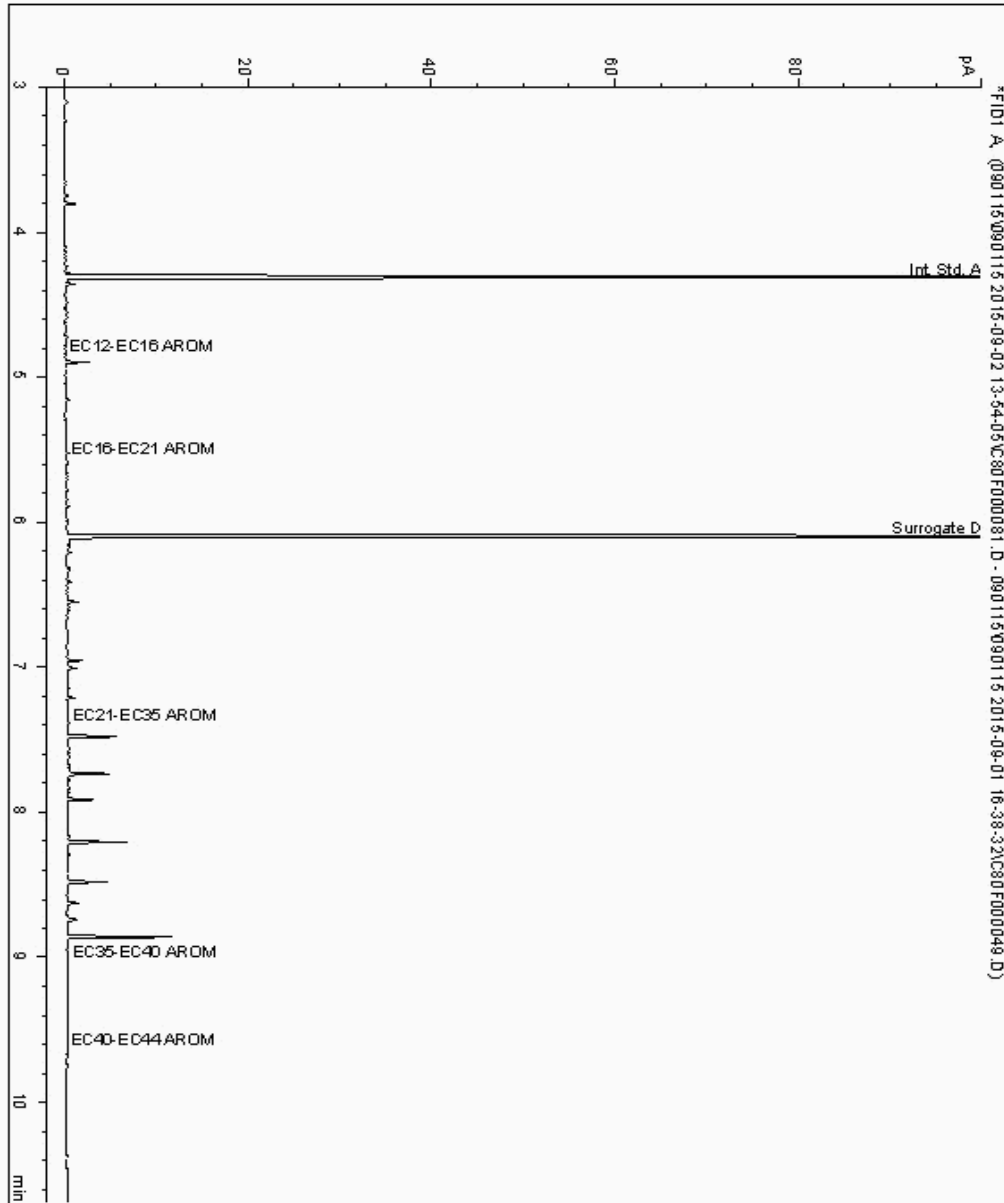
Analysis: EPH CWG (Aromatic) GC (S)

Sample No : 11989024
Sample ID : BH9A

Depth : 0.50

Alcontrol/Geochem Analytical Services
Speciated TPH - AROMS (C12 - C44)

Sample Identity: 11364847-
Date Acquired : 02/09/15 15:29:04
Units : ppb
Dilution :
CF : 1
Multiplier : 0.980





SDG: 150828-57
Job: H_URS_WIM-273
Client Reference:

Location: Stag Brewery
Customer: AECOM
Attention: Gary Marshall

Order Number:
Report Number: 329023
Superseded Report:

Chromatogram


Analysis: EPH CWG (Aromatic) GC (S)

Sample No : 11989052
Sample ID : BH8A

Depth : 0.50

Alcontrol/Geochem Analytical Services
Speciated TPH - AROM (C12 - C40)

Sample Identity: 11364880-
Date Acquired : 03/09/2015 09:03:05 PM
Units : ppb
Dilution :
CF : 1
Multiplier : 0.950





SDG: 150828-57
Job: H_URS_WIM-273
Client Reference:

Location: Stag Brewery
Customer: AECOM
Attention: Gary Marshall


Order Number:
Report Number: 329023
Superseded Report:

Chromatogram

Analysis: GRO by GC-FID (S)

Sample No : 11992575
Sample ID : BH8A

Depth : 3.00 - 3.50





SDG: 150828-57
Job: H_URS_WIM-273
Client Reference:

Location: Stag Brewery
Customer: AECOM
Attention: Gary Marshall


Order Number:
Report Number: 329023
Superseded Report:

Chromatogram

Analysis: GRO by GC-FID (S)

Sample No : 11992648
Sample ID : BH9A

Depth : 2.20 - 3.30





SDG: 150828-57
Job: H_URS_WIM-273
Client Reference:

Location: Stag Brewery
Customer: AECOM
Attention: Gary Marshall


Order Number:
Report Number: 329023
Superseded Report:

Chromatogram

Analysis: GRO by GC-FID (S)

Sample No : 11992698
Sample ID : BH8A

Depth : 0.50





SDG: 150828-57
Job: H_URS_WIM-273
Client Reference:

Location: Stag Brewery
Customer: AECOM
Attention: Gary Marshall


Order Number:
Report Number: 329023
Superseded Report:

Chromatogram

Analysis: GRO by GC-FID (S)

Sample No : 11998523
Sample ID : BH9A

Depth : 0.50





SDG: 150828-57
Job: H_URS_WIM-273
Client Reference:

Location: Stag Brewery
Customer: AECOM
Attention: Gary Marshall

Order Number:
Report Number: 329023
Superseded Report:

Appendix

1. Results are expressed on a dry weight basis (dried at 35°C) for all soil analyses except for the following: NRA Leach tests, flash point, ammonium as NH₄ by the BRE method, VOC TICS, SVOC TICS, TOF-MS SCAN/SEARCH and TOF-MS TICS.

2. Samples will be run in duplicate upon request, but an additional charge may be incurred.

3. If sufficient sample is received a sub sample will be retained free of charge for 30 days after analysis is completed (e-mailed) for both soil jars, tubs and volatile jars. All waters and vials will be discarded 10 days after the analysis is completed (e-mailed). All material removed during an asbestos containing material screen and analysed for the presence of asbestos will be retained for a period of 6 months after the analysis date. All samples received and not scheduled will be disposed of one month after the date of receipt unless we are instructed to the contrary. Once the initial period has expired, a storage charge will be applied for each month or part thereof until the client cancels the request for sample storage. ALcontrol Laboratories reserve the right to charge for samples received and stored but not analysed.

4. With respect to turnaround, we will always endeavour to meet client requirements wherever possible, but turnaround times cannot be absolutely guaranteed due to so many variables beyond our control.

5. We take responsibility for any test performed by sub-contractors (marked with an asterisk). We endeavour to use UKAS/MCERTS Accredited Laboratories, who either complete a quality questionnaire or are audited by ourselves. For some determinands there are no UKAS/MCERTS Accredited Laboratories, in this instance a laboratory with a known track record will be utilised.

6. When requested, the individual sub sample scheduled will be screened in house for the presence of large asbestos containing material fragments/pieces. If no asbestos containing material is found this will be reported as 'no asbestos containing material detected'. If asbestos containing material is detected it will be removed and analysed by our documented in house method TM048 based on HSG 248 (2005), which is accredited to ISO17025. If asbestos containing material is present no further analysis will be undertaken. At no point is the fibre content of the soil sample determined.

7. If no separate volatile sample is supplied by the client, the integrity of the data may be compromised if the laboratory is required to create a sub-sample from the bulk sample -similarly, if a headspace or sediment is present in the volatile sample. This will be flagged up as an invalid VOC on the test schedule or recorded on the log sheet.

8. If appropriate preserved bottles are not received preservation will take place on receipt. However, the integrity of the data may be compromised.

9. NDP -No determination possible due to insufficient/unsuitable sample.

10. Metals in water are performed on a filtered sample, and therefore represent dissolved metals -total metals must be requested separately.

11. A table containing the date of analysis for each parameter is not routinely included with the report, but is available upon request.

12. Results relate only to the items tested

13. **Surrogate recoveries** -Most of our organic methods include surrogates, the recovery of which is monitored and reported. For EPH, MO, PAH, GRO and VOCs on soils the result is not surrogate corrected, but a percentage recovery is quoted. Acceptable limits for most organic methods are 70 -130 %.

14. **Product analyses** -Organic analyses on products can only be semi-quantitative due to the matrix effects and high dilution factors employed.

15. Phenols monohydric by HPLC include phenol, cresols (2-Methylphenol, 3-Methylphenol and 4-Methylphenol) and Xylenols (2,3 Dimethylphenol, 2,4 Dimethylphenol, 2,5 Dimethylphenol, 2,6 Dimethylphenol, 3,4 Dimethylphenol, 3,5 Dimethylphenol).

16. Total of 5 speciated phenols by HPLC includes Phenol, 2,3,5-Trimethyl Phenol, 2-Isopropylphenol, Cresols and Xylenols (as detailed in 14).

17. Stones/debris are not routinely removed. We always endeavour to take a representative sub sample from the received sample.

18. Our MCERTS accreditation for PAHs by GCMS applies to all product types apart from Kerosene, where naphthalene only is not accredited.

19. In certain circumstances the method detection limit may be elevated due to the sample being outside the calibration range. Other factors that may contribute to this include possible interferences. In both cases the sample would be diluted which would cause the method detection limit to be raised.

20. Mercury results quoted on soils will not include volatile mercury as the analysis is performed on a dried and crushed sample.

21. For the BSEN 12457-3 two batch process to allow the cumulative release to be calculated, the volume of the leachate produced is measured and filtered for all tests. We therefore cannot carry out any unfiltered analysis. The tests affected include volatiles GCFID/GCMS and all subcontracted analysis.

22. For all leachate preparations (NRA, DIN, TCLP, BSEN 12457-1, 2, 3) volatile loss may occur, as we do not employ zero headspace extraction.

23. We are accredited to MCERTS for sand, clay and loam/topsoil, or any of these materials -whether these are derived from naturally occurring soil profiles, or from fill/made ground, as long as these materials constitute the major part of the sample. Other coarse granular material such as concrete, gravel and brick are not accredited if they comprise the major part of the sample.

24. Analysis and identification of specific compounds using GCFID is by retention time only, and we routinely calibrate and quantify for benzene, toluene, ethylbenzenes and xylenes (BTEX). For total volatiles in the C4 -C10 range, the total area of the chromatogram is integrated and expressed as ug/kg or ug/l. Although this analysis is commonly used for the quantification of gasoline range organics (GRO), the system will also detect other compounds such as chlorinated solvents, and this may lead to a falsely high result with respect to hydrocarbons only. It is not possible to specifically identify these non-hydrocarbons, as standards are not routinely run for any other compounds, and for more definitive identification, volatiles by GCMS should be utilised.

SOLID MATRICES EXTRACTION SUMMARY

ANALYSIS	D/C OR WET	EXTRACTION SOLVENT	EXTRACTION METHOD	ANALYSIS
SOLVENT EXTRACTABLE MATTER	D&C	DOM	SOXTERM	GRAMMETRIC
CYCLOHEXANE EXT. MATTER	D&C	CYCLOHEXANE	SOXTERM	GRAMMETRIC
THIN LAYER CHROMATOGRAPHY	D&C	DOM	SOXTERM	ATROSCAN
ELEMENTAL SULPHUR	D&C	DOM	SOXTERM	HFLC
PHENOLSBY GOMS	WET	DOM	SOXTERM	GCMS
HERBICIDES	D&C	HBXANACETONE	SOXTERM	GCMS
PESTICIDES	D&C	HBXANACETONE	SOXTERM	GCMS
EPH (DRO)	D&C	HBXANACETONE	END OVEREND	GCFD
EPH (MINOIL)	D&C	HBXANACETONE	END OVEREND	GCFD
EPH (CLEANED UP)	D&C	HBXANACETONE	END OVEREND	GCFD
EPH CWG BY GC	D&C	HBXANACETONE	END OVEREND	GCFD
PCB TOT / PCB CON	D&C	HBXANACETONE	END OVEREND	GCMS
POLYAROMATIC HYDROCARBONS (MS)	WET	HBXANACETONE	MICROWAVE TM218.	GCMS
C8-C40 (C8-C40) EZ FLASH	WET	HBXANACETONE	SHAKER	GCEZ
POLYAROMATIC HYDROCARBONS RAPID GC	WET	HBXANACETONE	SHAKER	GCEZ
SEM VOLATILE ORGANIC COMPOUNDS	WET	DOMACETONE	SONICATE	GCMS

LIQUID MATRICES EXTRACTION SUMMARY

ANALYSIS	EXTRACTION SOLVENT	EXTRACTION METHOD	ANALYSIS
PAHMS	HEXANE	STIRREDEXTRACTION(STIR-BAR)	GCMS
EPH	HEXANE	STIRREDEXTRACTION(STIR-BAR)	GCFD
EPH CWG	HEXANE	STIRREDEXTRACTION(STIR-BAR)	GCFD
MINERAL OIL	HEXANE	STIRREDEXTRACTION(STIR-BAR)	GCFD
PCB 7 CONGENERS	HEXANE	STIRREDEXTRACTION(STIR-BAR)	GCMS
PCB TOTAL	HEXANE	STIRREDEXTRACTION(STIR-BAR)	GCMS
SVOC	DOM	LIQUID/LIQUID SHAKE	GCMS
FREE SULPHUR	DOM	SOLID PHASE EXTRACTION	HFLC
PEST COPP	DOM	LIQUID/LIQUID SHAKE	GCMS
TRIAZINE HERBS	DOM	LIQUID/LIQUID SHAKE	GCMS
PHENOLSMS	DOM	SOLID PHASE EXTRACTION	GCMS
TPH by INFRARED (IR)	TCE	LIQUID/LIQUID SHAKE	HFLC
MINERAL OIL by IR	TCE	LIQUID/LIQUID SHAKE	HFLC
GLYCOLS	NONE	DIRECT INJECTION	GCMS

Identification of Asbestos in Bulk Materials

The results for asbestos identification for soil samples are obtained from possible Asbestos Containing Material, removed during the 'Screening of soils for Asbestos Containing Materials', which have been examined to determine the presence of asbestos fibres using Alcontrol Laboratories (Hawarden) in-house method of transmitted/polarised light microscopy and central stop dispersion staining, based on HSG 248 (2005).

Visual Estimation Of Fibre Content

Estimation of fibre content is not permitted as part of our UKAS accredited test other than: - Trace -Where only one or two asbestos fibres were identified.

Further guidance on typical asbestos fibre content of manufactured products can be found in MDHS 100.

The identification of asbestos containing materials falls within our schedule of tests for which we hold UKAS accreditation, however opinions, interpretations and all other information contained in the report are outside the scope of UKAS accreditation.

Asbestos Type	Common Name
Chrysotile	White Asbestos
Amosite	Brown Asbestos
Crocidolite	Blue Asbestos
Fibrous Actinolite	-
Fibrous Anthophyllite	-
Fibrous Tremolite	-

SDG: 150828-57
 Job: H_URS_WIM-273
 Client Reference:

Location: Stag Brewery
 Customer: AECCOM
 Attention: Gary Marshall

Order Number:
 Report Number: 329023
 Superseded Report:

Appendix General

1. Results are expressed on a dry weight basis (dried at 35°C) for all soil analyses except for the following: NRA and CEN Leach tests, flash point LOI, pH, ammonium as NH4 by the BRE method, VOC TICS and SVOC TICS.

2. Samples will be run in duplicate upon request, but an additional charge may be incurred.

3. If sufficient sample is received a sub sample will be retained free of charge for 30 days after analysis is completed (e-mailed) for all sample types unless the sample is destroyed on testing. The prepared soil sub sample that is analysed for asbestos will be retained for a period of 6 months after the analysis date. All bulk samples will be retained for a period of 6 months after the analysis date. All samples received and not scheduled will be disposed of one month after the date of receipt unless we are instructed to the contrary. Once the initial period has expired, a storage charge will be applied for each month or part thereof until the client cancels the request for sample storage. ALcontrol Laboratories reserve the right to charge for samples received and stored but not analysed.

4. With respect to turnaround, we will always endeavour to meet client requirements wherever possible, but turnaround times cannot be absolutely guaranteed due to so many variables beyond our control.

5. We take responsibility for any test performed by sub-contractors (marked with an asterisk). We endeavour to use UKAS/MCERTS Accredited Laboratories, who either complete a quality questionnaire or are audited by ourselves. For some determinands there are no UKAS/MCERTS Accredited Laboratories, in this instance a laboratory with a known track record will be utilised.

6. When requested, the individual sub sample scheduled will be analysed in house for the presence of asbestos fibres and asbestos containing material by our documented in house method TM048 based on HSG 248 (2005), which is accredited to ISO17025. If a specific asbestos fibre type is not found this will be reported as "Not detected". If no asbestos fibre types are found all will be reported as "Not detected" and the sub sample analysed deemed to be clear of asbestos. If an asbestos fibre type is found it will be reported as detected (for each fibre type found). Testing can be carried out on asbestos positive samples, but, due to Health and Safety considerations, may be replaced by alternative tests or reported as No Determination Possible. The quantity of asbestos present is not determined unless specifically requested.

7. If no separate volatile sample is supplied by the client, or if a headspace or sediment is present in the volatile sample, the integrity of the data may be compromised. This will be flagged up as an invalid VOC on the test schedule and the result marked as deviating on the test certificate.

8. If appropriate preserved bottles are not received preservation will take place on receipt. However, the integrity of the data may be compromised.

9. NDP -No determination possible due to insufficient/unsuitable sample.

10. Metals in water are performed on a filtered sample, and therefore represent dissolved metals -total metals must be requested separately.

11. Results relate only to the items tested.

12. LODs for wet tests reported on a dry weight basis are not corrected for moisture content.

13. **Surrogate recoveries** - Surrogates are added to your sample to monitor recovery of the test requested. A % recovery is reported, results are not corrected for the recovery measured. Typical recoveries for organics tests are 70-130%, they are generally wider for volatiles analysis, 50-150%. Recoveries in soils are affected by organic rich or clay rich matrices. Waters can be affected by remediation fluids or high amounts of sediment. Test results are only ever reported if all of the associated quality checks pass; it is assumed that all recoveries outside of the values above are due to matrix affect.

14. **Product analyses** -Organic analyses on products can only be semi-quantitative due to the matrix effects and high dilution factors employed.

15. Phenols monohydric by HPLC include phenol, cresols (2-Methylphenol, 3-Methylphenol and 4-Methylphenol) and Xylenols (2,3 Dimethylphenol, 2,4 Dimethylphenol, 2,5 Dimethylphenol, 2,6 Dimethylphenol, 3,4 Dimethylphenol, 3,5 Dimethylphenol).

16. Total of 5 speciated phenols by HPLC includes Phenol, 2,3,5-Trimethyl Phenol, 2-Isopropylphenol, Cresols and Xylenols (as detailed in 15).

17. Stones/debris are not routinely removed. We always endeavour to take a representative sub sample from the received sample.

18. In certain circumstances the method detection limit may be elevated due to the sample being outside the calibration range. Other factors that may contribute to this include possible interferences. In both cases the sample would be diluted which would cause the method detection limit to be raised.

19. Mercury results quoted on soils will not include volatile mercury as the analysis is performed on a dried and crushed sample.

20. For the BSEN 12457-3 two batch process to allow the cumulative release to be calculated, the volume of the leachate produced is measured and filtered for all tests. We therefore cannot carry out any unfiltered analysis. The tests affected include volatiles GCFID/GCMS and all subcontracted analysis.

21. For all leachate preparations (NRA, DIN, TCLP, BSEN 12457-1, 2, 3) volatile loss may occur, as we do not employ zero headspace extraction.

22. We are accredited to MCERTS for sand, clay and loam/topsoil, or any of these materials - whether these are derived from naturally occurring soil profiles, or from fill /made ground, as long as these materials constitute the major part of the sample. Other coarse granular material such as concrete, gravel and brick are not accredited if they comprise the major part of the sample.

23. Analysis and identification of specific compounds using GCFID is by retention time only, and we routinely calibrate and quantify for benzene, toluene, ethylbenzenes and xylenes (BTEX). For total volatiles in the C5-C12 range, the total area of the chromatogram is integrated and expressed as ug/kg or ug/l. Although this analysis is commonly used for the quantification of gasoline range organics (GRO), the system will also detect other compounds such as chlorinated solvents, and this may lead to a falsely high result with respect to hydrocarbons only. It is not possible to specifically identify these non-hydrocarbons, as standards are not routinely run for any other compounds, and for more definitive identification, volatiles by GCMS should be utilised.

Sample Deviations

1	Container with Headspace provided for volatiles analysis
2	Incorrect container received
3	Deviation from method
4	Holding time exceeded before sample received
5	Samples exceeded holding time before preservation was performed
\$	Sampled on date not provided
♦	Sample holding time exceeded in laboratory
@	Sample holding time exceeded due to sampled on date
&	Sample Holding Time exceeded - Late arrival of instructions.

Asbestos

Identification of Asbestos in Bulk Materials & Soils

The results for identification of asbestos in bulk materials are obtained from supplied bulk materials which have been examined to determine the presence of asbestos fibres using Alcontrol Laboratories (Hawarden) in-house method of transmitted/polarised light microscopy and central stop dispersion staining, based on HSG 248 (2005).

The results for identification of asbestos in soils are obtained from a homogenised sub sample which has been examined to determine the presence of asbestos fibres using Alcontrol Laboratories (Hawarden) in-house method of transmitted/polarised light microscopy and central stop dispersion staining, based on HSG 248 (2005).

Asbestos Type	Common Name
Chrysotile	White Asbestos
Amosite	Brown Asbestos
Crocidolite	Blue Asbestos
Fibrous Actinolite	-
Fibrous Anthophyllite	-
Fibrous Tremolite	-

Visual Estimation Of Fibre Content

Estimation of fibre content is not permitted as part of our UKAS accredited test other than: - Trace - Where only one or two asbestos fibres were identified.

Further guidance on typical asbestos fibre content of manufactured products can be found in HSG 264.

The identification of asbestos containing materials and soils falls within our schedule of tests for which we hold UKAS accreditation, however opinions, interpretations and all other information contained in the report are outside the scope of UKAS accreditation.



AECOM
St. George's House
2nd Floor
5 St. George's Road
Wimbledon
Greater London
SW19 4DR

Attention: Gary Marshall

CERTIFICATE OF ANALYSIS

Date: 10 September 2015
Customer: H_URS_WIM
Sample Delivery Group (SDG): 150829-68
Your Reference:
Location: Stag Brewery
Report No: 329373

We received 4 samples on Saturday August 29, 2015 and 4 of these samples were scheduled for analysis which was completed on Thursday September 10, 2015. Accredited laboratory tests are defined within the report, but opinions, interpretations and on-site data expressed herein are outside the scope of ISO 17025 accreditation.

Should this report require incorporation into client reports, it must be used in its entirety and not simply with the data sections alone.

All chemical testing (unless subcontracted) is performed at ALcontrol Hawarden Laboratories.

Approved By:

Sonia McWhan
Operations Manager





CERTIFICATE OF ANALYSIS

Validated

SDG: 150829-68
Job: H_URS_WIM-273
Client Reference:

Location: Stag Brewery
Customer: AECOM
Attention: Gary Marshall

Order Number:
Report Number: 329373
Superseded Report:

Received Sample Overview

Lab Sample No(s)	Customer Sample Ref.	AGS Ref.	Depth (m)	Sampled Date
11984669	BH3A		0.50	28/08/2015
11984670	BH3A		1.50 - 2.00	28/08/2015
11984671	BH5A		0.50	28/08/2015
11984672	BH5A		2.50 - 3.00	28/08/2015



Only received samples which have had analysis scheduled will be shown on the following pages.



SDG: 150829-68
 Job: H_URS_WIM-273
 Client Reference:

Location: Stag Brewery
 Customer: AECOM
 Attention: Gary Marshall

Order Number:
 Report Number: 329373
 Superseded Report:

SOLID Results Legend  Test  No Determination Possible	Lab Sample No(s)		11984670 11984669	11984670 11984671	11984672
	Customer Sample Reference		BH3A BH3A	BH5A	BH5A
	AGS Reference				
	Depth (m)		1.50 - 2.00 0.50	0.50	2.50 - 3.00
	Container		250g Amber Jar (AL 400g Tub (ALE214) 60g VOC (ALE215) 250g Amber Jar (AL	250g Amber Jar (AL 400g Tub (ALE214) 60g VOC (ALE215)	250g Amber Jar (AL 400g Tub (ALE214) 60g VOC (ALE215)
Ammonium Soil by Titration	All	NDPs: 0 Tests: 3	X	X	X
Asbestos ID in Solid Samples	All	NDPs: 0 Tests: 3	X	X	X
Easily Liberated Sulphide	All	NDPs: 0 Tests: 3	X	X	X
EPH CWG (Aliphatic) GC (S)	All	NDPs: 0 Tests: 3	X	X	X
EPH CWG (Aromatic) GC (S)	All	NDPs: 0 Tests: 3	X	X	X
GRO by GC-FID (S)	All	NDPs: 0 Tests: 3		X	X
Hexavalent Chromium (s)	All	NDPs: 0 Tests: 3	X	X	X
Metals in solid samples by OES	All	NDPs: 0 Tests: 3	X	X	X
PAH by GCMS	All	NDPs: 0 Tests: 3	X	X	X
pH	All	NDPs: 0 Tests: 3	X	X	X
Sample description	All	NDPs: 0 Tests: 4	X	X X	X
Total Organic Carbon	All	NDPs: 0 Tests: 3	X	X	X
Total Sulphate	All	NDPs: 0 Tests: 3	X	X	X
TPH CWG GC (S)	All	NDPs: 0 Tests: 3	X	X	X
VOC MS (S)	All	NDPs: 0 Tests: 3		X	X



SDG: 150829-68
 Job: H_URS_WIM-273
 Client Reference:

Location: Stag Brewery
 Customer: AECOM
 Attention: Gary Marshall

Order Number:
 Report Number: 329373
 Superseded Report:

Sample Descriptions

Grain Sizes

very fine	<0.063mm	fine	0.063mm - 0.1mm	medium	0.1mm - 2mm	coarse	2mm - 10mm	very coarse	>10mm
-----------	----------	------	-----------------	--------	-------------	--------	------------	-------------	-------

Lab Sample No(s)	Customer Sample Ref.	Depth (m)	Colour	Description	Grain size	Inclusions	Inclusions 2
11984669	BH3A	0.50	Dark Brown	Sand	0.1 - 2 mm	Stones	None
11984670	BH3A	1.50 - 2.00	Dark Brown	Sandy Loam	0.1 - 2 mm	Stones	None
11984671	BH5A	0.50	Light Brown	Sand	0.1 - 2 mm	Stones	Vegetation
11984672	BH5A	2.50 - 3.00	Dark Brown	Sandy Loam	0.1 - 2 mm	Stones	None

These descriptions are only intended to act as a cross check if sample identities are questioned, and to provide a log of sample matrices with respect to MCERTS validation. They are not intended as full geological descriptions.

We are accredited to MCERTS for sand, clay and loam/topsoil, or any of these materials - whether these are derived from naturally occurring soil profiles, or from fill/made ground, as long as these materials constitute the major part of the sample.

Other coarse granular materials such as concrete, gravel and brick are not accredited if they comprise the major part of the sample.



CERTIFICATE OF ANALYSIS

SDG: 150829-68
 Job: H_URS_WIM-273
 Client Reference:

Location: Stag Brewery
 Customer: AECOM
 Attention: Gary Marshall

Order Number:
 Report Number: 329373
 Superseded Report:

PAH by GCMS

Results Legend		Customer Sample R	BH3A	BH5A	BH5A			
#	ISO17025 accredited.	Depth (m) Sample Type Date Sampled Sampled Time Date Received SDG Ref Lab Sample No.(s) AGS Reference	BH3A	BH5A	BH5A			
M	mCERTS accredited.		0.50	0.50	2.50 - 3.00			
aq	Aqueous / settled sample.		Soil/Solid	Soil/Solid	Soil/Solid			
diss.filt	Dissolved / filtered sample.		28/08/2015	28/08/2015	28/08/2015			
tot.unfilt	Total / unfiltered sample.		.	.	.			
*	Subcontracted test.		29/08/2015	29/08/2015	29/08/2015			
**	% recovery of the surrogate standard to check the efficiency of the method. The results of individual compounds within samples aren't corrected for the recovery		150829-68	150829-68	150829-68			
(F)	Trigger breach confirmed		11984669	11984671	11984672			
1-58*\$@	Sample deviation (see appendix)							
Component	LOD/Units		Method					
Naphthalene-d8 % recovery**	%	TM218	95	96.9	97.3			
Acenaphthene-d10 % recovery**	%	TM218	90.7	92.6	96			
Phenanthrene-d10 % recovery**	%	TM218	89.2	90.5	94.6			
Chrysene-d12 % recovery**	%	TM218	83.6	85	86.6			
Perylene-d12 % recovery**	%	TM218	87.7	92.4	90.2			
Naphthalene	<9 µg/kg	TM218	34.7	15.9	<9			
			M	M	M			
Acenaphthylene	<12 µg/kg	TM218	29.9	28.9	<12			
			M	M	M			
Acenaphthene	<8 µg/kg	TM218	<8	9.32	<8			
			M	M	M			
Fluorene	<10 µg/kg	TM218	<10	<10	<10			
			M	M	M			
Phenanthrene	<15 µg/kg	TM218	188	147	<15			
			M	M	M			
Anthracene	<16 µg/kg	TM218	36	39.9	<16			
			M	M	M			
Fluoranthene	<17 µg/kg	TM218	445	417	<17			
			M	M	M			
Pyrene	<15 µg/kg	TM218	384	359	29.8			
			M	M	M			
Benz(a)anthracene	<14 µg/kg	TM218	245	227	<14			
			M	M	M			
Chrysene	<10 µg/kg	TM218	291	236	24.5			
			M	M	M			
Benzo(b)fluoranthene	<15 µg/kg	TM218	459	391	23.5			
			M	M	M			
Benzo(k)fluoranthene	<14 µg/kg	TM218	134	132	<14			
			M	M	M			
Benzo(a)pyrene	<15 µg/kg	TM218	289	260	<15			
			M	M	M			
Indeno(1,2,3-cd)pyrene	<18 µg/kg	TM218	210	156	<18			
			M	M	M			
Dibenzo(a,h)anthracene	<23 µg/kg	TM218	63.4	46.8	<23			
			M	M	M			
Benzo(g,h,i)perylene	<24 µg/kg	TM218	245	196	<24			
			M	M	M			
PAH, Total Detected USEPA 16	<118 µg/kg	TM218	3050	2660	<118			



SDG: 150829-68
 Job: H_URS_WIM-273
 Client Reference:

Location: Stag Brewery
 Customer: AECOM
 Attention: Gary Marshall

Order Number:
 Report Number: 329373
 Superseded Report:

TPH CWG (S)

Results Legend		Customer Sample R	BH3A	BH5A	BH5A			
#	ISO17025 accredited.	Depth (m) Sample Type Date Sampled Sampled Time Date Received SDG Ref Lab Sample No.(s) AGS Reference	BH3A	BH5A	BH5A			
M	mCERTS accredited.		0.50	0.50	2.50 - 3.00			
aq	Aqueous / settled sample.		Soil/Solid	Soil/Solid	Soil/Solid			
diss.filt	Dissolved / filtered sample.		28/08/2015	28/08/2015	28/08/2015			
tot.unfilt	Total / unfiltered sample.		.	.	.			
*	Subcontracted test.		29/08/2015	29/08/2015	29/08/2015			
**	% recovery of the surrogate standard to check the efficiency of the method. The results of individual compounds within samples aren't corrected for the recovery		150829-68	150829-68	150829-68			
(F)	Trigger breach confirmed		11984669	11984671	11984672			
1-5	Sample deviation (see appendix)							
Component	LOD/Units		Method					
GRO Surrogate % recovery**	%	TM089	69	72	99			
GRO TOT (Moisture Corrected)	<44 µg/kg	TM089	<44	<44	<44			
Methyl tertiary butyl ether (MTBE)	<5 µg/kg	TM089	<5	<5	<5			
Benzene	<10 µg/kg	TM089	<10	<10	<10			
Toluene	<2 µg/kg	TM089	<2	<2	<2			
Ethylbenzene	<3 µg/kg	TM089	5.34	<3	<3			
m,p-Xylene	<6 µg/kg	TM089	<6	<6	<6			
o-Xylene	<3 µg/kg	TM089	<3	<3	<3			
sum of detected mpo xylene by GC	<9 µg/kg	TM089	<9	<9	<9			
sum of detected BTEX by GC	<24 µg/kg	TM089	<24	<24	<24			
Aliphatics >C5-C6	<10 µg/kg	TM089	<10	<10	<10			
Aliphatics >C6-C8	<10 µg/kg	TM089	<10	<10	<10			
Aliphatics >C8-C10	<10 µg/kg	TM089	<10	<10	<10			
Aliphatics >C10-C12	<10 µg/kg	TM089	<10	<10	<10			
Aliphatics >C12-C16	<100 µg/kg	TM173	<100	<100	<100			
Aliphatics >C16-C21	<100 µg/kg	TM173	3140	234	<100			
Aliphatics >C21-C35	<100 µg/kg	TM173	9790	6660	<100			
Aliphatics >C35-C44	<100 µg/kg	TM173	3030	968	<100			
Total Aliphatics >C12-C44	<100 µg/kg	TM173	15900	7860	<100			
Aromatics >EC5-EC7	<10 µg/kg	TM089	<10	<10	<10			
Aromatics >EC7-EC8	<10 µg/kg	TM089	<10	<10	<10			
Aromatics >EC8-EC10	<10 µg/kg	TM089	<10	<10	<10			
Aromatics >EC10-EC12	<10 µg/kg	TM089	<10	<10	<10			
Aromatics >EC12-EC16	<100 µg/kg	TM173	714	358	<100			
Aromatics >EC16-EC21	<100 µg/kg	TM173	4780	2620	<100			
Aromatics >EC21-EC35	<100 µg/kg	TM173	24700	16100	<100			
Aromatics >EC35-EC44	<100 µg/kg	TM173	12700	8050	<100			
Aromatics >EC40-EC44	<100 µg/kg	TM173	5160	2870	<100			
Total Aromatics >EC12-EC44	<100 µg/kg	TM173	42900	27100	<100			
Total Aliphatics & Aromatics >C5-C44	<100 µg/kg	TM173	58900	35000	<100			



SDG: 150829-68
 Job: H_URS_WIM-273
 Client Reference:

Location: Stag Brewery
 Customer: AECOM
 Attention: Gary Marshall

Order Number:
 Report Number: 329373
 Superseded Report:

VOC MS (S)

Results Legend		Customer Sample R	BH3A	BH5A	BH5A		
#	ISO17025 accredited.	Depth (m) Sample Type Date Sampled Sampled Time Date Received SDG Ref Lab Sample No.(s) AGS Reference	BH3A	BH5A	BH5A		
M	mCERTS accredited.		0.50	0.50	2.50 - 3.00		
aq	Aqueous / settled sample.		Soil/Solid	Soil/Solid	Soil/Solid		
diss.filt	Dissolved / filtered sample.		28/08/2015	28/08/2015	28/08/2015		
tot.unfilt	Total / unfiltered sample.		.	.	.		
*	Subcontracted test.		29/08/2015	29/08/2015	29/08/2015		
**	% recovery of the surrogate standard to check the efficiency of the method. The results of individual compounds within samples aren't corrected for the recovery		150829-68	150829-68	150829-68		
(F)	Trigger breach confirmed		11984669	11984671	11984672		
1-58*\$@	Sample deviation (see appendix)						
Component	LOD/Units		Method				
Dibromofluoromethane**	%	TM116	116	122	120		
Toluene-d8**	%	TM116	104	103	113		
4-Bromofluorobenzene**	%	TM116	69.3	72.4	102		
Dichlorodifluoromethane	<6 µg/kg	TM116	<6 M	<6 M	<6 M		
Chloromethane	<7 µg/kg	TM116	<7 #	<7 #	<7 #		
Vinyl Chloride	<6 µg/kg	TM116	<6 M	<6 M	<6 M		
Bromomethane	<10 µg/kg	TM116	<10 M	<10 M	<10 M		
Chloroethane	<10 µg/kg	TM116	<10 M	<10 M	<10 M		
Trichlorofluoromethane	<6 µg/kg	TM116	<6 M	<6 M	<6 M		
1,1-Dichloroethene	<10 µg/kg	TM116	<10 #	<10 #	<10 #		
Carbon Disulphide	<7 µg/kg	TM116	<7 M	<7 M	<7 M		
Dichloromethane	<10 µg/kg	TM116	<10 #	<10 #	<10 #		
Methyl Tertiary Butyl Ether	<10 µg/kg	TM116	<10 M	<10 M	<10 M		
trans-1,2-Dichloroethene	<10 µg/kg	TM116	<10 M	<10 M	<10 M		
1,1-Dichloroethane	<8 µg/kg	TM116	<8 M	<8 M	<8 M		
cis-1,2-Dichloroethene	<6 µg/kg	TM116	<6 M	<6 M	<6 M		
2,2-Dichloropropane	<10 µg/kg	TM116	<10 M	<10 M	<10 M		
Bromochloromethane	<10 µg/kg	TM116	<10 M	<10 M	<10 M		
Chloroform	<8 µg/kg	TM116	<8 M	<8 M	<8 M		
1,1,1-Trichloroethane	<7 µg/kg	TM116	<7 M	<7 M	<7 M		
1,1-Dichloropropene	<10 µg/kg	TM116	<10 M	<10 M	<10 M		
Carbontetrachloride	<10 µg/kg	TM116	<10 M	<10 M	<10 M		
1,2-Dichloroethane	<5 µg/kg	TM116	<5 M	<5 M	<5 M		
Benzene	<9 µg/kg	TM116	<9 M	<9 M	<9 M		
Trichloroethene	<9 µg/kg	TM116	<9 #	<9 #	<9 #		
1,2-Dichloropropane	<10 µg/kg	TM116	<10 M	<10 M	<10 M		
Dibromomethane	<9 µg/kg	TM116	<9 M	<9 M	<9 M		
Bromodichloromethane	<7 µg/kg	TM116	<7 M	<7 M	<7 M		
cis-1,3-Dichloropropene	<10 µg/kg	TM116	<10 M	<10 M	<10 M		
Toluene	<7 µg/kg	TM116	<7 M	<7 M	<7 M		
trans-1,3-Dichloropropene	<10 µg/kg	TM116	<10	<10	<10		
1,1,2-Trichloroethane	<10 µg/kg	TM116	<10 M	<10 M	<10 M		



SDG: 150829-68
 Job: H_URS_WIM-273
 Client Reference:

Location: Stag Brewery
 Customer: AECOM
 Attention: Gary Marshall

Order Number:
 Report Number: 329373
 Superseded Report:

VOC MS (S)

Results Legend		Customer Sample R	BH3A	BH5A	BH5A		
#	ISO17025 accredited. mCERTS accredited.		Depth (m)	0.50	0.50	2.50 - 3.00	
M	Aqueous / settled sample.	Sample Type	Soil/Solid	Soil/Solid	Soil/Solid		
aq	Dissolved / filtered sample.	Date Sampled	28/08/2015	28/08/2015	28/08/2015		
diss.filt	Total / unfiltered sample.	Sampled Time	.	.	.		
tot.unfilt	Subcontracted test.	Date Received	29/08/2015	29/08/2015	29/08/2015		
*	% recovery of the surrogate standard to check the efficiency of the method. The results of individual compounds within samples aren't corrected for the recovery	SDG Ref	150829-68	150829-68	150829-68		
**	Trigger breach confirmed	Lab Sample No.(s)	11984669	11984671	11984672		
(F)	Sample deviation (see appendix)	AGS Reference					
1-5	@							
Component	LOD/Units	Method					
1,3-Dichloropropane	<7 µg/kg	TM116	<7	<7	<7		
			M	M	M		
Tetrachloroethene	<5 µg/kg	TM116	<5	<5	<5		
			M	M	M		
Dibromochloromethane	<10 µg/kg	TM116	<10	<10	<10		
			M	M	M		
1,2-Dibromoethane	<10 µg/kg	TM116	<10	<10	<10		
			M	M	M		
Chlorobenzene	<5 µg/kg	TM116	<5	<5	<5		
			M	M	M		
1,1,1,2-Tetrachloroethane	<10 µg/kg	TM116	<10	<10	<10		
			M	M	M		
Ethylbenzene	<4 µg/kg	TM116	4.45	<4	<4		
			M	M	M		
p/m-Xylene	<10 µg/kg	TM116	<10	<10	<10		
			#	#	#		
o-Xylene	<10 µg/kg	TM116	<10	<10	<10		
			M	M	M		
Styrene	<10 µg/kg	TM116	<10	<10	<10		
			#	#	#		
Bromoform	<10 µg/kg	TM116	<10	<10	<10		
			M	M	M		
Isopropylbenzene	<5 µg/kg	TM116	<5	<5	<5		
			#	#	#		
1,1,2,2-Tetrachloroethane	<10 µg/kg	TM116	<10	<10	<10		
			M	M	M		
1,2,3-Trichloropropane	<16 µg/kg	TM116	<16	<16	<16		
			M	M	M		
Bromobenzene	<10 µg/kg	TM116	<10	<10	<10		
			M	M	M		
Propylbenzene	<10 µg/kg	TM116	<10	<10	<10		
			M	M	M		
2-Chlorotoluene	<9 µg/kg	TM116	<9	<9	<9		
			M	M	M		
1,3,5-Trimethylbenzene	<8 µg/kg	TM116	<8	<8	<8		
			M	M	M		
4-Chlorotoluene	<10 µg/kg	TM116	<10	<10	<10		
			M	M	M		
tert-Butylbenzene	<14 µg/kg	TM116	<14	<14	<14		
			M	M	M		
1,2,4-Trimethylbenzene	<9 µg/kg	TM116	<9	<9	<9		
			#	#	#		
sec-Butylbenzene	<10 µg/kg	TM116	<10	<10	<10		
			M	M	M		
4-Isopropyltoluene	<10 µg/kg	TM116	<10	<10	<10		
			M	M	M		
1,3-Dichlorobenzene	<8 µg/kg	TM116	<8	<8	<8		
			M	M	M		
1,4-Dichlorobenzene	<5 µg/kg	TM116	<5	<5	<5		
			M	M	M		
n-Butylbenzene	<11 µg/kg	TM116	<11	<11	<11		
1,2-Dichlorobenzene	<10 µg/kg	TM116	<10	<10	<10		
			M	M	M		
1,2-Dibromo-3-chloropropane	<14 µg/kg	TM116	<14	<14	<14		
			M	M	M		
Tert-aryl methyl ether	<10 µg/kg	TM116	<10	<10	<10		
			#	#	#		
1,2,4-Trichlorobenzene	<20 µg/kg	TM116	<20	<20	<20		
Hexachlorobutadiene	<20 µg/kg	TM116	<20	<20	<20		
Naphthalene	<13 µg/kg	TM116	<13	<13	<13		
			M	M	M		



CERTIFICATE OF ANALYSIS

Validated

SDG: 150829-68
Job: H_URS_WIM-273
Client Reference:

Location: Stag Brewery
Customer: AECOM
Attention: Gary Marshall

Order Number:
Report Number: 329373
Superseded Report:

VOC MS (S)

Table with columns for Results Legend, Customer Sample R, BH3A, BH5A, BH5A, Component, LOD/Units, Method, and concentration values for 1,2,3-Trichlorobenzene.



SDG: 150829-68
Job: H_URS_WIM-273
Client Reference:

Location: Stag Brewery
Customer: AECOM
Attention: Gary Marshall

Order Number:
Report Number: 329373
Superseded Report:

Asbestos Identification - Soil

		Date of Analysis	Analysed By	Comments	Amosite (Brown) Asbestos	Chrysotile (White) Asbestos	Crocidolite (Blue) Asbestos	Fibrous Actinolite	Fibrous Anthophyllite	Fibrous Tremolite	Non-Asbestos Fibre
Cust. Sample Ref. Depth (m) Sample Type Date Sampled Date Received SDG Original Sample Method Number	BH3A 0.50 SOLID 28/08/2015 00:00:00 01/09/2015 10:13:47 150829-68 11984669 TM048	2/9/15	Kevin Hughes	-	Not Detected (#)	Not Detected (#)	Not Detected (#)	Not Detected (#)	Not Detected (#)	Not Detected (#)	Not Detected
Cust. Sample Ref. Depth (m) Sample Type Date Sampled Date Received SDG Original Sample Method Number	BH5A 0.50 SOLID 28/08/2015 00:00:00 01/09/2015 10:15:44 150829-68 11984671 TM048	2/9/15	Kevin Hughes	-	Not Detected (#)	Not Detected (#)	Not Detected (#)	Not Detected (#)	Not Detected (#)	Not Detected (#)	Not Detected
Cust. Sample Ref. Depth (m) Sample Type Date Sampled Date Received SDG Original Sample Method Number	BH5A 2.50 - 3.00 SOLID 28/08/2015 00:00:00 03/09/2015 03:31:51 150829-68 11984672 TM048	09/09/2015	Rebecca Rawlings	-	Not Detected (#)	Not Detected (#)	Not Detected (#)	Not Detected (#)	Not Detected (#)	Not Detected (#)	Not Detected



SDG: 150829-68
Job: H_URS_WIM-273
Client Reference:

Location: Stag Brewery
Customer: AECOM
Attention: Gary Marshall

Order Number:
Report Number: 329373
Superseded Report:

Table of Results - Appendix

Method No	Reference	Description	Wet/Dry Sample ¹	Surrogate Corrected
ASB_PREP				
PM001		Preparation of Samples for Metals Analysis		
PM024	Modified BS 1377	Soil preparation including homogenisation, moisture screens of soils for Asbestos Containing Material		
TM024	Method 4500A & B, AWWA/APHA, 20th Ed., 1999	Determination of Exchangeable Ammonium and Ammoniacal Nitrogen as N by titration on solids		
TM048	HSG 248, Asbestos: The analysts' guide for sampling, analysis and clearance procedures	Identification of Asbestos in Bulk Material		
TM089	Modified: US EPA Methods 8020 & 602	Determination of Gasoline Range Hydrocarbons (GRO) and BTEX (MTBE) compounds by Headspace GC-FID (C4-C12)		
TM116	Modified: US EPA Method 8260, 8120, 8020, 624, 610 & 602	Determination of Volatile Organic Compounds by Headspace / GC-MS		
TM132	In - house Method	ELTRA CS800 Operators Guide		
TM133	BS 1377: Part 3 1990;BS 6068-2.5	Determination of pH in Soil and Water using the GLpH pH Meter		
TM151	Method 3500D, AWWA/APHA, 20th Ed., 1999	Determination of Hexavalent Chromium using Kone analyser		
TM173	Analysis of Petroleum Hydrocarbons in Environmental Media – Total Petroleum Hydrocarbon Criteria	Determination of Speciated Extractable Petroleum Hydrocarbons in Soils by GC-FID		
TM180	Sulphide in waters and waste waters 1991 ISBN 01 175 7186 SCA rec. 2007 (unpublished)	The Determination Of Easily Liberated Sulphide In Soil Samples by Ion Selective Electrode Technique		
TM181	US EPA Method 6010B	Determination of Routine Metals in Soil by iCap 6500 Duo ICP-OES		
TM218	Microwave extraction – EPA method 3546	Microwave extraction - EPA method 3546		
TM221	Inductively Coupled Plasma - Atomic Emission Spectroscopy. An Atlas of Spectral Information: Winge, Fassel, Peterson and Floyd	Determination of Acid extractable Sulphate in Soils by IRIS Emission Spectrometer		

¹ Applies to Solid samples only. DRY indicates samples have been dried at 35°C. NA = not applicable.



SDG: 150829-68
Job: H_URS_WIM-273
Client Reference:

Location: Stag Brewery
Customer: AECOM
Attention: Gary Marshall

Order Number:
Report Number: 329373
Superseded Report:

Test Completion Dates

Lab Sample No(s)	11984669	11984670	11984671	11984672
Customer Sample Ref.	BH3A	BH3A	BH5A	BH5A
AGS Ref.				
Depth	0.50	1.50 - 2.00	0.50	2.50 - 3.00
Type	SOLID	SOLID	SOLID	SOLID
Ammonium Soil by Titration	09-Sep-2015		09-Sep-2015	09-Sep-2015
Asbestos ID in Solid Samples	02-Sep-2015		02-Sep-2015	09-Sep-2015
Easily Liberated Sulphide	08-Sep-2015		08-Sep-2015	08-Sep-2015
EPH CWG (Aliphatic) GC (S)	02-Sep-2015		02-Sep-2015	03-Sep-2015
EPH CWG (Aromatic) GC (S)	02-Sep-2015		02-Sep-2015	03-Sep-2015
GRO by GC-FID (S)	02-Sep-2015		02-Sep-2015	02-Sep-2015
Hexavalent Chromium (s)	04-Sep-2015		04-Sep-2015	10-Sep-2015
Metals in solid samples by OES	07-Sep-2015		07-Sep-2015	04-Sep-2015
PAH by GCMS	03-Sep-2015		03-Sep-2015	03-Sep-2015
pH	09-Sep-2015		09-Sep-2015	09-Sep-2015
Sample description	01-Sep-2015	29-Aug-2015	01-Sep-2015	29-Aug-2015
Total Organic Carbon	07-Sep-2015		10-Sep-2015	07-Sep-2015
Total Sulphate	04-Sep-2015		04-Sep-2015	04-Sep-2015
TPH CWG GC (S)	02-Sep-2015		02-Sep-2015	03-Sep-2015
VOC MS (S)	02-Sep-2015		02-Sep-2015	02-Sep-2015



SDG: 150829-68
 Job: H_URS_WIM-273
 Client Reference:

Location: Stag Brewery
 Customer: AECOM
 Attention: Gary Marshall

Order Number:
 Report Number: 329373
 Superseded Report:

ASSOCIATED AQC DATA

Ammonium Soil by Titration

Component	Method Code	QC 1205
Exchangeable Ammonium as NH4	TM024	98.01 79.30 : 104.61

Easily Liberated Sulphide

Component	Method Code	QC 1231
Easily Liberated Sulphide	TM180	94.71 49.14 : 123.89

EPH CWG (Aliphatic) GC (S)

Component	Method Code	QC 1182	QC 1194
Total Aliphatics >C12-C35	TM173	85.21 62.50 : 112.50	87.08 70.80 : 111.51

EPH CWG (Aromatic) GC (S)

Component	Method Code	QC 1182	QC 1194
Total Aromatics >EC12-EC35	TM173	82.67 60.62 : 126.95	82.67 65.21 : 121.32

GRO by GC-FID (S)

Component	Method Code	QC 1141
Benzene by GC (Moisture Corrected)	TM089	93.0 76.33 : 121.87
Ethylbenzene by GC (Moisture Corrected)	TM089	91.5 75.73 : 123.83
m & p Xylene by GC (Moisture Corrected)	TM089	92.0 75.52 : 120.32
MTBE GC-FID (Moisture Corrected)	TM089	95.0 77.89 : 119.70
o Xylene by GC (Moisture Corrected)	TM089	91.0 74.15 : 124.59
QC	TM089	93.51 62.31 : 122.61
Toluene by GC (Moisture Corrected)	TM089	92.0 77.91 : 122.33



SDG: 150829-68
 Job: H_URS_WIM-273
 Client Reference:

Location: Stag Brewery
 Customer: AECOM
 Attention: Gary Marshall

Order Number:
 Report Number: 329373
 Superseded Report:

Hexavalent Chromium (s)

Component	Method Code	QC 1187	QC 1229
Hexavalent Chromium	TM151	96.0 92.20 : 106.60	100.0 92.20 : 106.60

Metals in solid samples by OES

Component	Method Code	QC 1293	QC 1251
Aluminium	TM181	96.15 86.49 : 129.71	118.46 86.49 : 129.71
Antimony	TM181	95.34 77.50 : 122.50	94.62 77.50 : 122.50
Arsenic	TM181	90.27 82.63 : 117.37	95.58 82.63 : 117.37
Barium	TM181	100.75 79.45 : 120.55	100.75 79.45 : 120.55
Beryllium	TM181	98.76 85.92 : 121.27	101.55 85.92 : 121.27
Boron	TM181	88.55 77.41 : 143.83	129.01 77.41 : 143.83
Cadmium	TM181	93.28 81.95 : 118.05	94.29 81.95 : 118.05
Chromium	TM181	90.2 81.29 : 118.71	102.75 81.29 : 118.71
Cobalt	TM181	92.33 83.86 : 116.14	98.17 83.86 : 116.14
Copper	TM181	99.32 78.57 : 121.43	99.05 78.57 : 121.43
Iron	TM181	96.55 87.50 : 122.82	104.83 87.50 : 122.82
Lead	TM181	93.7 74.18 : 117.25	91.34 74.18 : 117.25
Manganese	TM181	98.0 82.91 : 117.09	103.4 82.91 : 117.09
Mercury	TM181	90.28 81.99 : 118.01	93.63 81.99 : 118.01
Molybdenum	TM181	91.24 81.45 : 118.55	91.88 81.45 : 118.55
Nickel	TM181	92.44 79.64 : 120.36	100.0 79.64 : 120.36
Phosphorus	TM181	94.34 81.03 : 118.97	97.32 81.03 : 118.97
Selenium	TM181	102.05 87.05 : 121.93	102.91 87.05 : 121.93
Strontium	TM181	90.04 83.64 : 116.36	103.07 83.64 : 116.36
Thallium	TM181	93.03 77.50 : 122.50	86.57 77.50 : 122.50
Tin	TM181	90.03 78.30 : 113.98	91.69 78.30 : 113.98
Titanium	TM181	90.63 71.02 : 128.98	114.06 71.02 : 128.98



SDG: 150829-68
 Job: H_URS_WIM-273
 Client Reference:

Location: Stag Brewery
 Customer: AECOM
 Attention: Gary Marshall

Order Number:
 Report Number: 329373
 Superseded Report:

Metals in solid samples by OES

		QC 1293	QC 1251
Vanadium	TM181	89.12 86.61 : 113.39	97.94 86.61 : 113.39
Zinc	TM181	95.29 89.82 : 114.54	101.14 89.82 : 114.54

PAH by GCMS

Component	Method Code	QC 1179	QC 1161
Acenaphthene	TM218	92.5 79.96 : 117.68	85.0 76.50 : 121.50
Acenaphthylene	TM218	87.0 76.25 : 113.75	84.5 73.50 : 118.50
Anthracene	TM218	92.0 75.14 : 109.30	86.0 74.25 : 117.75
Benz(a)anthracene	TM218	96.0 82.90 : 120.19	95.5 82.07 : 118.33
Benzo(a)pyrene	TM218	96.0 82.80 : 121.21	92.0 79.75 : 116.97
Benzo(b)fluoranthene	TM218	96.0 81.11 : 119.79	98.5 82.41 : 117.15
Benzo(ghi)perylene	TM218	88.5 81.23 : 116.67	89.0 77.09 : 114.38
Benzo(k)fluoranthene	TM218	92.0 79.07 : 114.76	95.5 81.43 : 115.17
Chrysene	TM218	93.5 77.94 : 118.46	94.5 82.50 : 113.51
Dibenzo(ah)anthracene	TM218	92.0 79.94 : 120.03	92.5 81.00 : 120.00
Fluoranthene	TM218	94.0 77.89 : 110.15	90.0 78.67 : 117.61
Fluorene	TM218	95.0 80.93 : 113.54	87.5 76.50 : 121.50
Indeno(123cd)pyrene	TM218	92.5 80.37 : 120.17	91.0 79.19 : 117.60
Naphthalene	TM218	94.5 79.70 : 112.37	90.0 77.00 : 117.50
Phenanthrene	TM218	95.0 78.44 : 113.95	88.5 75.00 : 123.00
Pyrene	TM218	92.0 81.17 : 112.33	88.0 77.82 : 116.98

pH

Component	Method Code	QC 1220	QC 1256
pH	TM133	101.39 96.22 : 103.78	100.88 97.19 : 102.81

Total Organic Carbon



SDG: 150829-68
 Job: H_URS_WIM-273
 Client Reference:

Location: Stag Brewery
 Customer: AECOM
 Attention: Gary Marshall

Order Number:
 Report Number: 329373
 Superseded Report:

Total Organic Carbon

Component	Method Code	QC 1297	QC 1208	QC 1227
Total Organic Carbon	TM132	97.72 89.40 : 103.09	99.54 89.40 : 103.09	95.89 89.40 : 103.09

Total Sulphate

Component	Method Code	QC 1235	QC 1298
Total Sulphate	TM221	102.27 78.49 : 121.51	117.42 78.49 : 121.51

VOC MS (S)

Component	Method Code	QC 1154
1,1,1,2-tetrachloroethane	TM116	105.0 76.60 : 121.00
1,1,1-Trichloroethane	TM116	102.2 77.80 : 123.40
1,1,2-Trichloroethane	TM116	94.4 75.40 : 119.80
1,1-Dichloroethane	TM116	107.0 80.84 : 124.49
1,2-Dichloroethane	TM116	109.4 91.00 : 135.67
1,4-Dichlorobenzene	TM116	105.4 80.88 : 114.60
2-Chlorotoluene	TM116	102.8 74.00 : 117.20
4-Chlorotoluene	TM116	97.2 71.20 : 113.20
Benzene	TM116	100.6 79.60 : 125.20
Carbon Disulphide	TM116	104.4 74.91 : 122.14
Carbontetrachloride	TM116	101.4 76.80 : 121.20
Chlorobenzene	TM116	103.4 83.47 : 116.82
Chloroform	TM116	108.0 82.00 : 128.80
Chloromethane	TM116	129.8 74.62 : 135.86
Cis-1,2-Dichloroethene	TM116	113.4 81.20 : 128.00
Dibromomethane	TM116	94.4 73.40 : 116.60
Dichloromethane	TM116	111.8 86.60 : 137.00



SDG: 150829-68
Job: H_URS_WIM-273
Client Reference:

Location: Stag Brewery
Customer: AECOM
Attention: Gary Marshall

Order Number:
Report Number: 329373
Superseded Report:

VOC MS (S)

		QC 1154
Ethylbenzene	TM116	97.8 73.60 : 115.60
Hexachlorobutadiene	TM116	86.2 33.65 : 130.56
Isopropylbenzene	TM116	101.0 72.52 : 117.52
Naphthalene	TM116	106.0 83.23 : 126.48
o-Xylene	TM116	92.2 69.60 : 110.40
p/m-Xylene	TM116	93.6 71.30 : 112.70
Sec-Butylbenzene	TM116	105.0 59.20 : 125.20
Tetrachloroethene	TM116	105.8 85.92 : 127.92
Toluene	TM116	92.6 76.08 : 110.17
Trichloroethene	TM116	101.2 78.17 : 121.37
Trichlorofluoromethane	TM116	109.0 83.78 : 132.82
Vinyl Chloride	TM116	101.6 66.81 : 138.46

The above information details the reference name of the analytical quality control sample (AQC) that has been run with the samples contained in this report for the different methods of analysis.

The figure detailed is the percentage recovery result for the AQC.

The subscript numbers below are the percentage recovery lower control limit (LCL) and the upper control limit (UCL). The percentage recovery result for the AQC should be between these limits to be statistically in control.



SDG: 150829-68
Job: H_URS_WIM-273
Client Reference:

Location: Stag Brewery
Customer: AECOM
Attention: Gary Marshall

Order Number:
Report Number: 329373
Superseded Report:

Chromatogram

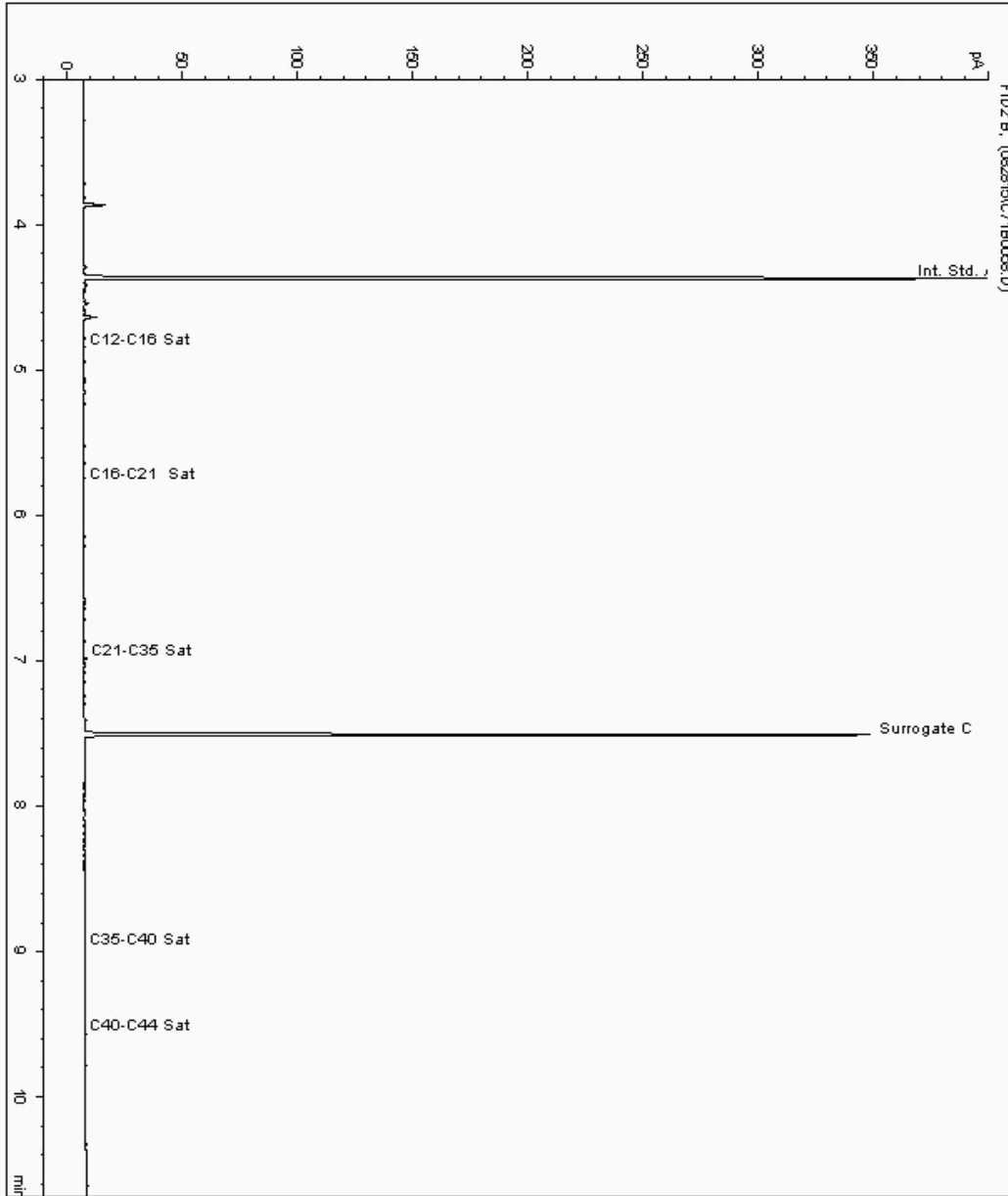
Analysis: EPH CWG (Aliphatic) GC (S)

Sample No : 11985336
Sample ID : BH5A

Depth : 2.50 - 3.00

Alcontrol/Geochem Analytical Services
Speciated TPH - AROM (C12 - C40)

Sample Identity: 11368744-
Date Acquired : 02/09/2015 06:23:01 PM
Units : ppb
Dilution: BH5A[2.50 - 3.00] ->





SDG: 150829-68
Job: H_URS_WIM-273
Client Reference:

Location: Stag Brewery
Customer: AECOM
Attention: Gary Marshall

Order Number:
Report Number: 329373
Superseded Report:

Chromatogram

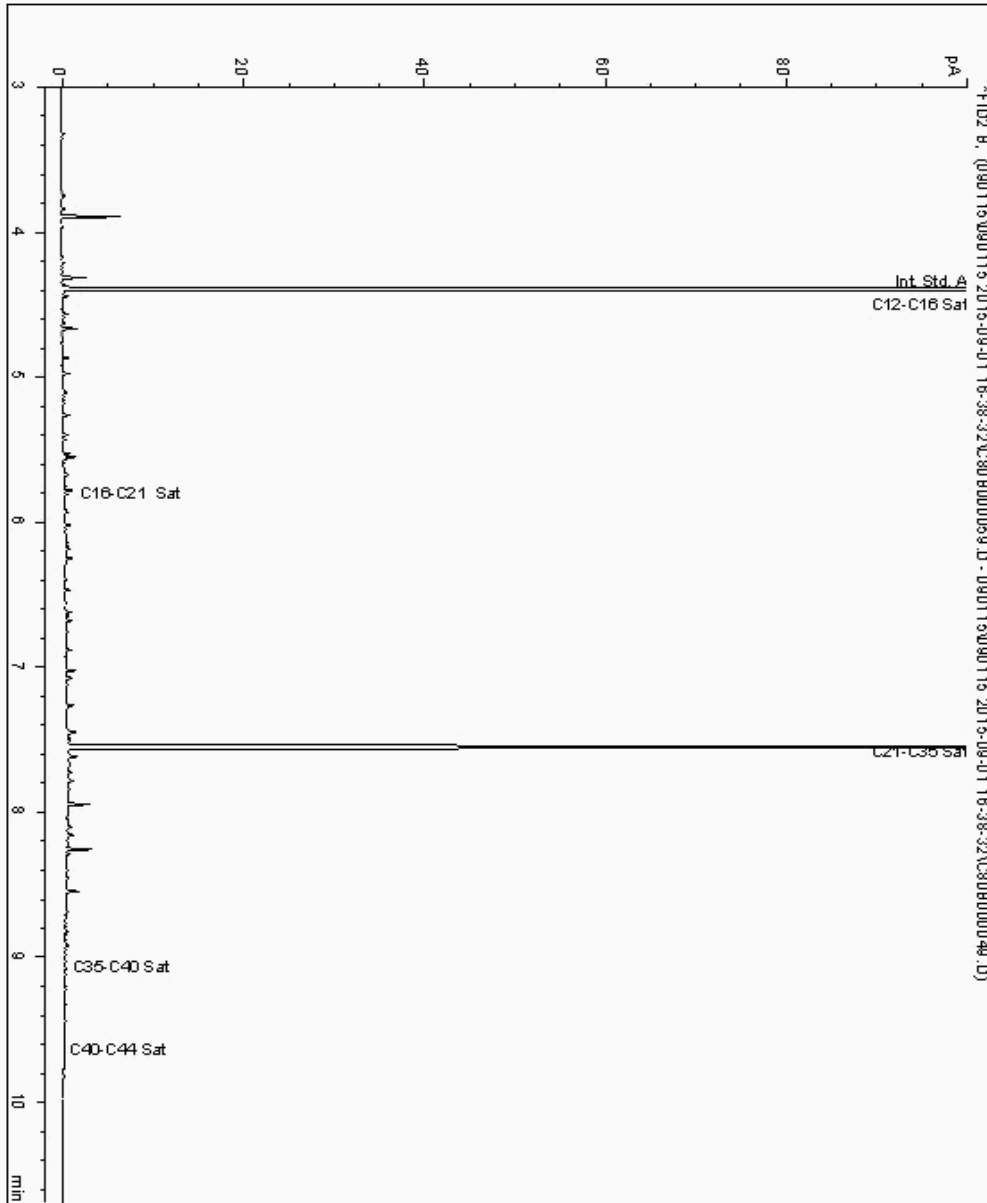
Analysis: EPH CWG (Aliphatic) GC (S)

Sample No : 11987620
Sample ID : BH3A

Depth : 0.50

Alcontrol/Geochem Analytical Services
Speciated TPH - SATS (C12 - C40)

Sample Identity: 11368708-
Date Acquired : 02/09/15 09:07:08
Units : ppb
Dilution :
CF : 1
Multiplier : 0.950





SDG: 150829-68
Job: H_URS_WIM-273
Client Reference:

Location: Stag Brewery
Customer: AECOM
Attention: Gary Marshall

Order Number:
Report Number: 329373
Superseded Report:

Chromatogram

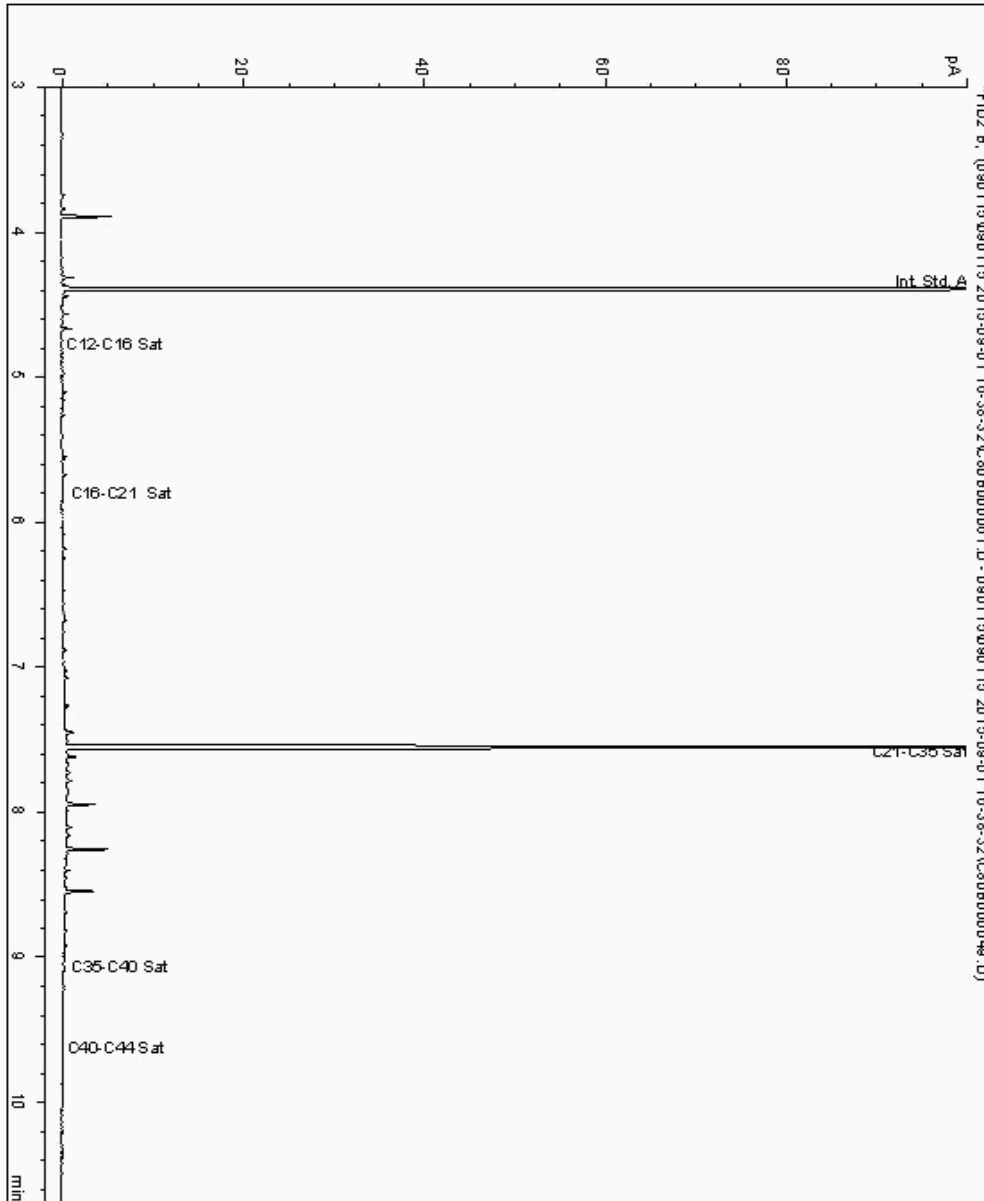
Analysis: EPH CWG (Aliphatic) GC (S)

Sample No : 11988122
Sample ID : BH5A

Depth : 0.50

Alcontrol/Geochem Analytical Services
Speciated TPH - SATS (C12 - C40)

Sample Identity: 11368731-
Date Acquired : 02/09/15 09:38:12
Units : ppb
Dilution :
CF : 1
Multiplier : 0.960





SDG: 150829-68
Job: H_URS_WIM-273
Client Reference:

Location: Stag Brewery
Customer: AECOM
Attention: Gary Marshall

Order Number:
Report Number: 329373
Superseded Report:

Chromatogram

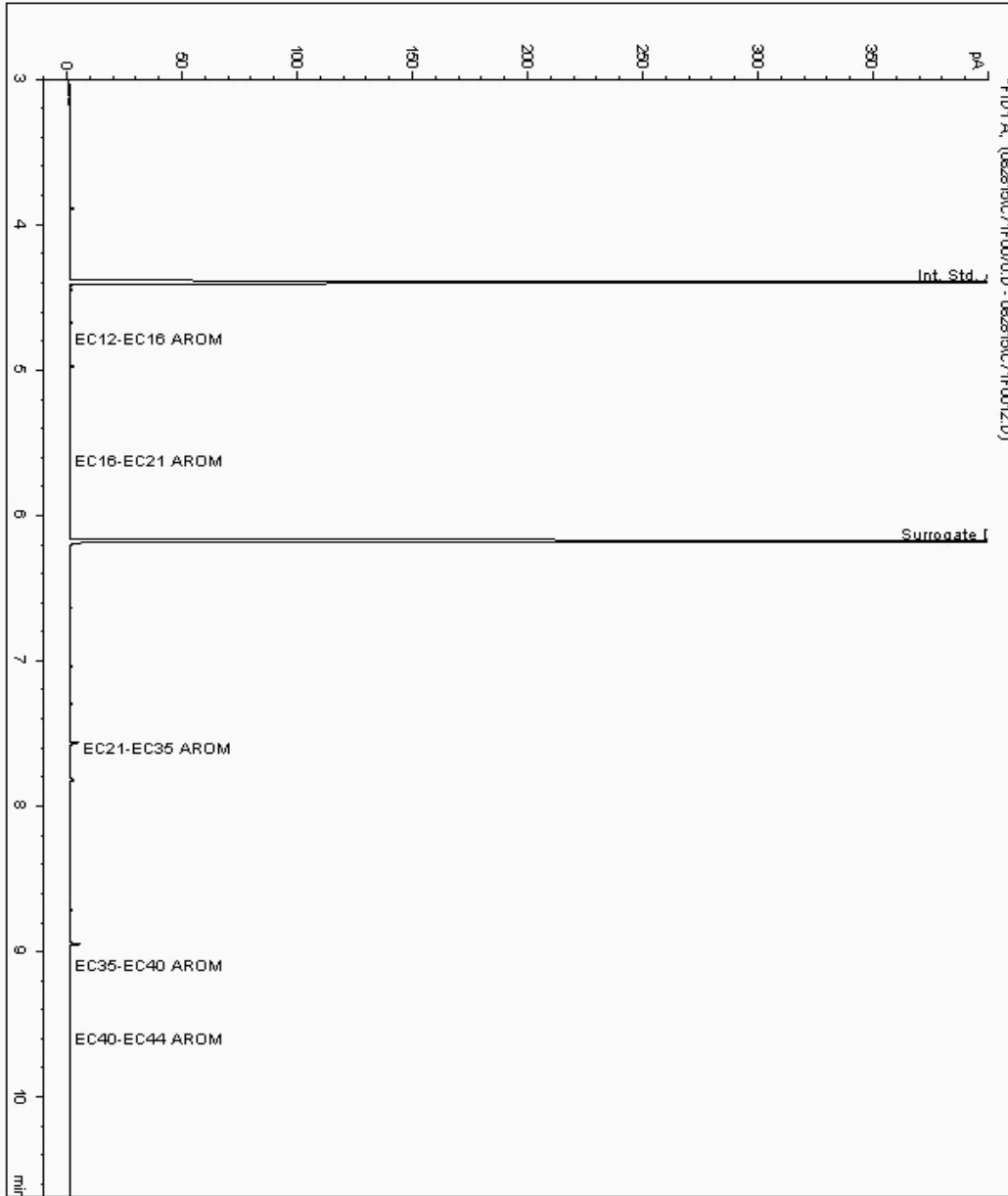
Analysis: EPH CWG (Aromatic) GC (S)

Sample No : 11985336
Sample ID : BH5A

Depth : 2.50 - 3.00

Alcontrol/Geochem Analytical Services
Speciated TPH - AROM (C12 - C40)

Sample Identity: 11368745-
Date Acquired : 03/09/2015 11:49:12 PM
Units : ppb
Dilution: BH5A[2.50 - 3.00] ->





SDG: 150829-68
Job: H_URS_WIM-273
Client Reference:

Location: Stag Brewery
Customer: AECOM
Attention: Gary Marshall

Order Number:
Report Number: 329373
Superseded Report:

Chromatogram

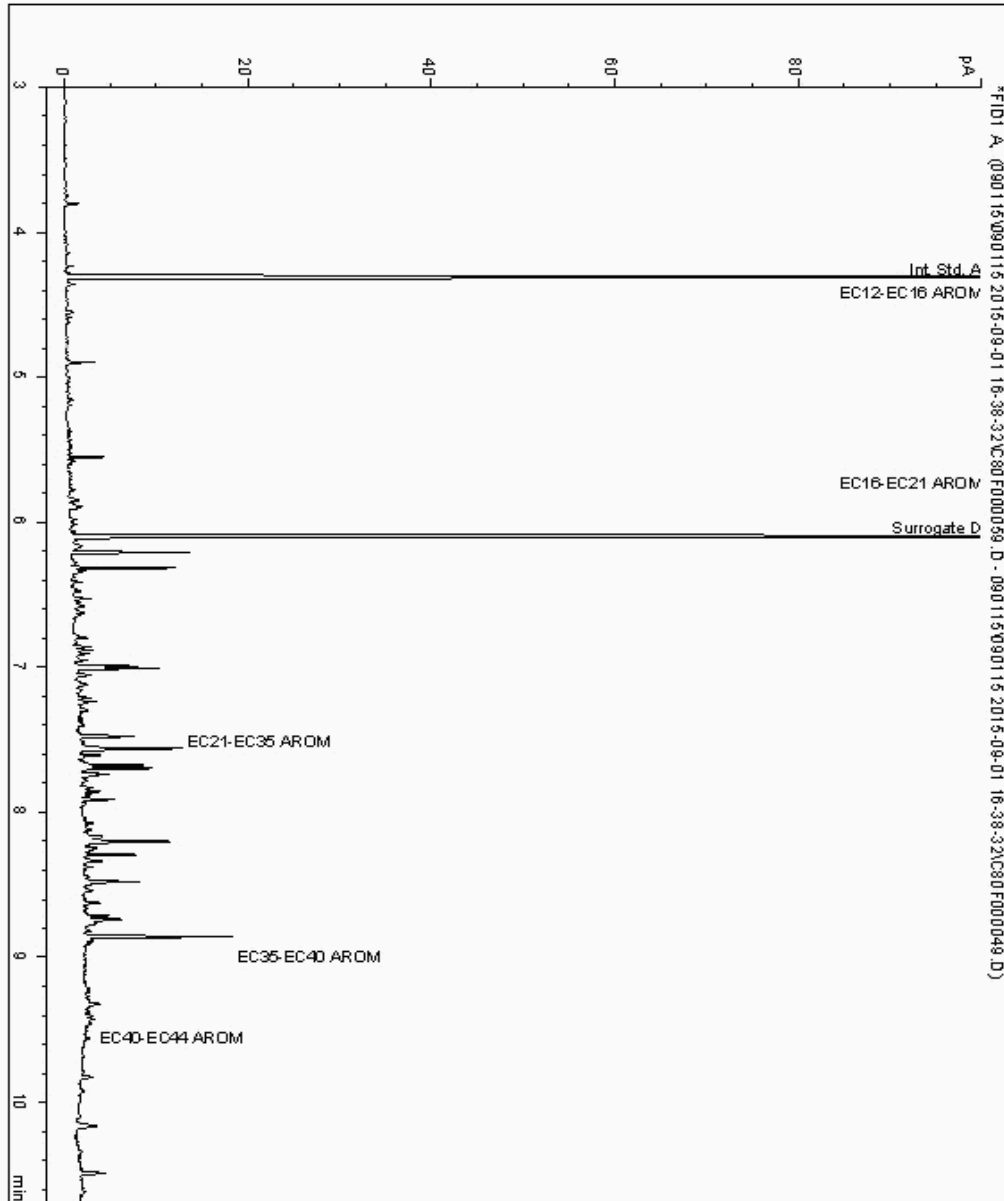
Analysis: EPH CWG (Aromatic) GC (S)

Sample No : 11987620
Sample ID : BH3A

Depth : 0.50

Alcontrol/Geochem Analytical Services
Speciated TPH - AROMS (C12 - C44)

Sample Identity: 11368709-
Date Acquired : 02/09/15 09:07:08
Units : ppb
Dilution :
CF : 1
Multiplier : 0.950





SDG: 150829-68
Job: H_URS_WIM-273
Client Reference:

Location: Stag Brewery
Customer: AECOM
Attention: Gary Marshall

Order Number:
Report Number: 329373
Superseded Report:

Chromatogram

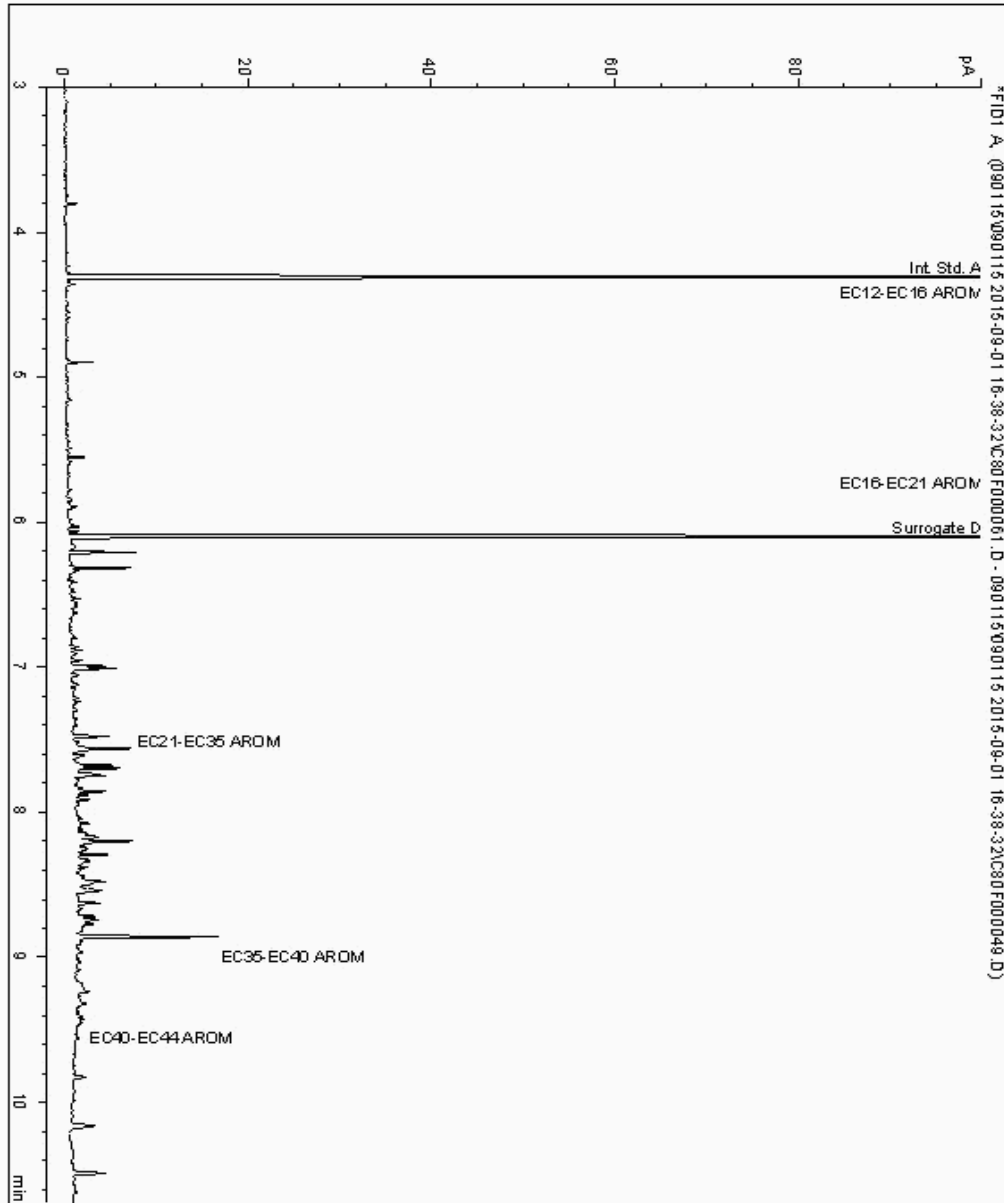
Analysis: EPH CWG (Aromatic) GC (S)

Sample No : 11988122
Sample ID : BH5A

Depth : 0.50

Alcontrol/Geochem Analytical Services
Speciated TPH - AROMS (C12 - C44)

Sample Identity: 11368732-
Date Acquired : 02/09/15 09:38:12
Units : ppb
Dilution :
CF : 1
Multiplier : 0.960





SDG: 150829-68
Job: H_URS_WIM-273
Client Reference:

Location: Stag Brewery
Customer: AECOM
Attention: Gary Marshall


Order Number:
Report Number: 329373
Superseded Report:

Chromatogram

Analysis: GRO by GC-FID (S)

Sample No : 11995384
Sample ID : BH3A

Depth : 0.50





SDG: 150829-68
Job: H_URS_WIM-273
Client Reference:

Location: Stag Brewery
Customer: AECOM
Attention: Gary Marshall


Order Number:
Report Number: 329373
Superseded Report:

Chromatogram

Analysis: GRO by GC-FID (S)

Sample No : 11995420
Sample ID : BH5A

Depth : 0.50





SDG: 150829-68
Job: H_URS_WIM-273
Client Reference:

Location: Stag Brewery
Customer: AECOM
Attention: Gary Marshall


Order Number:
Report Number: 329373
Superseded Report:

Chromatogram

Analysis: GRO by GC-FID (S)

Sample No : 11995513
Sample ID : BH5A

Depth : 2.50 - 3.00





SDG: 150829-68
Job: H_URS_WIM-273
Client Reference:

Location: Stag Brewery
Customer: AECOM
Attention: Gary Marshall

Order Number:
Report Number: 329373
Superseded Report:

Appendix

1. Results are expressed on a dry weight basis (dried at 35°C) for all soil analyses except for the following: NRA Leach tests, flash point, ammonium as NH₄ by the BRE method, VOC TICS, SVOC TICS, TOF-MS SCAN/SEARCH and TOF-MS TICS.

2. Samples will be run in duplicate upon request, but an additional charge may be incurred.

3. If sufficient sample is received a sub sample will be retained free of charge for 30 days after analysis is completed (e-mailed) for both soil jars, tubs and volatile jars. All waters and vials will be discarded 10 days after the analysis is completed (e-mailed). All material removed during an asbestos containing material screen and analysed for the presence of asbestos will be retained for a period of 6 months after the analysis date. All samples received and not scheduled will be disposed of one month after the date of receipt unless we are instructed to the contrary. Once the initial period has expired, a storage charge will be applied for each month or part thereof until the client cancels the request for sample storage. ALcontrol Laboratories reserve the right to charge for samples received and stored but not analysed.

4. With respect to turnaround, we will always endeavour to meet client requirements wherever possible, but turnaround times cannot be absolutely guaranteed due to so many variables beyond our control.

5. We take responsibility for any test performed by sub-contractors (marked with an asterisk). We endeavour to use UKAS/MCERTS Accredited Laboratories, who either complete a quality questionnaire or are audited by ourselves. For some determinands there are no UKAS/MCERTS Accredited Laboratories, in this instance a laboratory with a known track record will be utilised.

6. When requested, the individual sub sample scheduled will be screened in house for the presence of large asbestos containing material fragments/pieces. If no asbestos containing material is found this will be reported as 'no asbestos containing material detected'. If asbestos containing material is detected it will be removed and analysed by our documented in house method TM048 based on HSG 248 (2005), which is accredited to ISO17025. If asbestos containing material is present no further analysis will be undertaken. At no point is the fibre content of the soil sample determined.

7. If no separate volatile sample is supplied by the client, the integrity of the data may be compromised if the laboratory is required to create a sub-sample from the bulk sample -similarly, if a headspace or sediment is present in the volatile sample. This will be flagged up as an invalid VOC on the test schedule or recorded on the log sheet.

8. If appropriate preserved bottles are not received preservation will take place on receipt. However, the integrity of the data may be compromised.

9. NDP -No determination possible due to insufficient/unsuitable sample.

10. Metals in water are performed on a filtered sample, and therefore represent dissolved metals -total metals must be requested separately.

11. A table containing the date of analysis for each parameter is not routinely included with the report, but is available upon request.

12. Results relate only to the items tested

13. **Surrogate recoveries** -Most of our organic methods include surrogates, the recovery of which is monitored and reported. For EPH, MO, PAH, GRO and VOCs on soils the result is not surrogate corrected, but a percentage recovery is quoted. Acceptable limits for most organic methods are 70 -130 %.

14. **Product analyses** -Organic analyses on products can only be semi-quantitative due to the matrix effects and high dilution factors employed.

15. Phenols monohydric by HPLC include phenol, cresols (2-Methylphenol, 3-Methylphenol and 4-Methylphenol) and Xylenols (2,3 Dimethylphenol, 2,4 Dimethylphenol, 2,5 Dimethylphenol, 2,6 Dimethylphenol, 3,4 Dimethylphenol, 3,5 Dimethylphenol).

16. Total of 5 speciated phenols by HPLC includes Phenol, 2,3,5-Trimethyl Phenol, 2-Isopropylphenol, Cresols and Xylenols (as detailed in 14).

17. Stones/debris are not routinely removed. We always endeavour to take a representative sub sample from the received sample.

18. Our MCERTS accreditation for PAHs by GCMS applies to all product types apart from Kerosene, where naphthalene only is not accredited.

19. In certain circumstances the method detection limit may be elevated due to the sample being outside the calibration range. Other factors that may contribute to this include possible interferences. In both cases the sample would be diluted which would cause the method detection limit to be raised.

20. Mercury results quoted on soils will not include volatile mercury as the analysis is performed on a dried and crushed sample.

21. For the BSEN 12457-3 two batch process to allow the cumulative release to be calculated, the volume of the leachate produced is measured and filtered for all tests. We therefore cannot carry out any unfiltered analysis. The tests affected include volatiles GCFID/GCMS and all subcontracted analysis.

22. For all leachate preparations (NRA, DIN, TCLP, BSEN 12457-1, 2, 3) volatile loss may occur, as we do not employ zero headspace extraction.

23. We are accredited to MCERTS for sand, clay and loam/topsoil, or any of these materials -whether these are derived from naturally occurring soil profiles, or from fill/made ground, as long as these materials constitute the major part of the sample. Other coarse granular material such as concrete, gravel and brick are not accredited if they comprise the major part of the sample.

24. Analysis and identification of specific compounds using GCFID is by retention time only, and we routinely calibrate and quantify for benzene, toluene, ethylbenzenes and xylenes (BTEX). For total volatiles in the C4 -C10 range, the total area of the chromatogram is integrated and expressed as ug/kg or ug/l. Although this analysis is commonly used for the quantification of gasoline range organics (GRO), the system will also detect other compounds such as chlorinated solvents, and this may lead to a falsely high result with respect to hydrocarbons only. It is not possible to specifically identify these non-hydrocarbons, as standards are not routinely run for any other compounds, and for more definitive identification, volatiles by GCMS should be utilised.

SOLID MATRICES EXTRACTION SUMMARY

ANALYSIS	D/C OR WET	EXTRACTION SOLVENT	EXTRACTION METHOD	ANALYSIS
SOLVENT EXTRACTABLE MATTER	D&C	DOM	SOXTERM	GRAMMETRIC
CYCLOHEXANE EXT. MATTER	D&C	CYCLOHEXANE	SOXTERM	GRAMMETRIC
THIN LAYER CHROMATOGRAPHY	D&C	DOM	SOXTERM	ATROSCAN
ELEMENTAL SULPHUR	D&C	DOM	SOXTERM	HFLC
PHENOLSBY GOMS	WET	DOM	SOXTERM	GCMS
HERBICIDES	D&C	HBXANACETONE	SOXTERM	GCMS
PESTICIDES	D&C	HBXANACETONE	SOXTERM	GCMS
EPH (DRO)	D&C	HBXANACETONE	END OVEREND	GCFD
EPH (MINOIL)	D&C	HBXANACETONE	END OVEREND	GCFD
EPH (CLEANED UP)	D&C	HBXANACETONE	END OVEREND	GCFD
EPH CWG BY GC	D&C	HBXANACETONE	END OVEREND	GCFD
PCB TOT / PCB CON	D&C	HBXANACETONE	END OVEREND	GCMS
POLYAROMATIC HYDROCARBONS (MS)	WET	HBXANACETONE	MICROWAVE TM218.	GCMS
C8-C40 (C8-C40) EZ FLASH	WET	HBXANACETONE	SHAKER	GCEZ
POLYAROMATIC HYDROCARBONS RAPID GC	WET	HBXANACETONE	SHAKER	GCEZ
SEM VOLATILE ORGANIC COMPOUNDS	WET	DOMACETONE	SONICATE	GCMS

LIQUID MATRICES EXTRACTION SUMMARY

ANALYSIS	EXTRACTION SOLVENT	EXTRACTION METHOD	ANALYSIS
PAHMS	HEXANE	STIRREDEXTRACTION(STIR-BAR)	GCMS
EPH	HEXANE	STIRREDEXTRACTION(STIR-BAR)	GCFD
EPH CWG	HEXANE	STIRREDEXTRACTION(STIR-BAR)	GCFD
MINERAL OIL	HEXANE	STIRREDEXTRACTION(STIR-BAR)	GCFD
PCB 7 CONGENERS	HEXANE	STIRREDEXTRACTION(STIR-BAR)	GCMS
PCB TOTAL	HEXANE	STIRREDEXTRACTION(STIR-BAR)	GCMS
SVOC	DOM	LIQUID/LIQUID SHAKE	GCMS
FREE SULPHUR	DOM	SOLID PHASE EXTRACTION	HFLC
PEST COPP	DOM	LIQUID/LIQUID SHAKE	GCMS
TRIAZINE HERBS	DOM	LIQUID/LIQUID SHAKE	GCMS
PHENOLS MS	DOM	SOLID PHASE EXTRACTION	GCMS
TPH by INFRARED (IR)	TCE	LIQUID/LIQUID SHAKE	HFLC
MINERAL OIL by IR	TCE	LIQUID/LIQUID SHAKE	HFLC
GLYCOLS	NONE	DIRECT INJECTION	GCMS

Identification of Asbestos in Bulk Materials

The results for asbestos identification for soil samples are obtained from possible Asbestos Containing Material, removed during the 'Screening of soils for Asbestos Containing Materials', which have been examined to determine the presence of asbestos fibres using Alcontrol Laboratories (Hawarden) in-house method of transmitted/polarised light microscopy and central stop dispersion staining, based on HSG 248 (2005).

Visual Estimation Of Fibre Content

Estimation of fibre content is not permitted as part of our UKAS accredited test other than: - Trace -Where only one or two asbestos fibres were identified.

Further guidance on typical asbestos fibre content of manufactured products can be found in MDHS 100.

The identification of asbestos containing materials falls within our schedule of tests for which we hold UKAS accreditation, however opinions, interpretations and all other information contained in the report are outside the scope of UKAS accreditation.

Asbestos Type	Common Name
Chrysotile	White Asbestos
Amosite	Brown Asbestos
Crocidolite	Blue Asbestos
Fibrous Actinolite	-
Fibrous Anthophyllite	-
Fibrous Tremolite	-

SDG: 150829-68
Job: H_URS_WIM-273
Client Reference:

Location: Stag Brewery
Customer: AECOM
Attention: Gary Marshall

Order Number:
Report Number: 329373
Superseded Report:

Appendix General

1. Results are expressed on a dry weight basis (dried at 35°C) for all soil analyses except for the following: NRA and CEN Leach tests, flash point LOI, pH, ammonium as NH4 by the BRE method, VOC TICS and SVOC TICS.

2. Samples will be run in duplicate upon request, but an additional charge may be incurred.

3. If sufficient sample is received a sub sample will be retained free of charge for 30 days after analysis is completed (e-mailed) for all sample types unless the sample is destroyed on testing. The prepared soil sub sample that is analysed for asbestos will be retained for a period of 6 months after the analysis date. All bulk samples will be retained for a period of 6 months after the analysis date. All samples received and not scheduled will be disposed of one month after the date of receipt unless we are instructed to the contrary. Once the initial period has expired, a storage charge will be applied for each month or part thereof until the client cancels the request for sample storage. ALcontrol Laboratories reserve the right to charge for samples received and stored but not analysed.

4. With respect to turnaround, we will always endeavour to meet client requirements wherever possible, but turnaround times cannot be absolutely guaranteed due to so many variables beyond our control.

5. We take responsibility for any test performed by sub-contractors (marked with an asterisk). We endeavour to use UKAS/MCERTS Accredited Laboratories, who either complete a quality questionnaire or are audited by ourselves. For some determinands there are no UKAS/MCERTS Accredited Laboratories, in this instance a laboratory with a known track record will be utilised.

6. When requested, the individual sub sample scheduled will be analysed in house for the presence of asbestos fibres and asbestos containing material by our documented in house method TM048 based on HSG 248 (2005), which is accredited to ISO17025. If a specific asbestos fibre type is not found this will be reported as "Not detected". If no asbestos fibre types are found all will be reported as "Not detected" and the sub sample analysed deemed to be clear of asbestos. If an asbestos fibre type is found it will be reported as detected (for each fibre type found). Testing can be carried out on asbestos positive samples, but, due to Health and Safety considerations, may be replaced by alternative tests or reported as No Determination Possible. The quantity of asbestos present is not determined unless specifically requested.

7. If no separate volatile sample is supplied by the client, or if a headspace or sediment is present in the volatile sample, the integrity of the data may be compromised. This will be flagged up as an invalid VOC on the test schedule and the result marked as deviating on the test certificate.

8. If appropriate preserved bottles are not received preservation will take place on receipt. However, the integrity of the data may be compromised.

9. NDP -No determination possible due to insufficient/unsuitable sample.

10. Metals in water are performed on a filtered sample, and therefore represent dissolved metals -total metals must be requested separately.

11. Results relate only to the items tested.

12. LODs for wet tests reported on a dry weight basis are not corrected for moisture content.

13. **Surrogate recoveries** - Surrogates are added to your sample to monitor recovery of the test requested. A % recovery is reported, results are not corrected for the recovery measured. Typical recoveries for organics tests are 70-130%, they are generally wider for volatiles analysis, 50-150%. Recoveries in soils are affected by organic rich or clay rich matrices. Waters can be affected by remediation fluids or high amounts of sediment. Test results are only ever reported if all of the associated quality checks pass; it is assumed that all recoveries outside of the values above are due to matrix affect.

14. **Product analyses** -Organic analyses on products can only be semi-quantitative due to the matrix effects and high dilution factors employed.

15. Phenols monohydric by HPLC include phenol, cresols (2-Methylphenol, 3-Methylphenol and 4-Methylphenol) and Xylenols (2,3 Dimethylphenol, 2,4 Dimethylphenol, 2,5 Dimethylphenol, 2,6 Dimethylphenol, 3,4 Dimethylphenol, 3,5 Dimethylphenol).

16. Total of 5 speciated phenols by HPLC includes Phenol, 2,3,5-Trimethyl Phenol, 2-Isopropylphenol, Cresols and Xylenols (as detailed in 15).

17. Stones/debris are not routinely removed. We always endeavour to take a representative sub sample from the received sample.

18. In certain circumstances the method detection limit may be elevated due to the sample being outside the calibration range. Other factors that may contribute to this include possible interferences. In both cases the sample would be diluted which would cause the method detection limit to be raised.

19. Mercury results quoted on soils will not include volatile mercury as the analysis is performed on a dried and crushed sample.

20. For the BSEN 12457-3 two batch process to allow the cumulative release to be calculated, the volume of the leachate produced is measured and filtered for all tests. We therefore cannot carry out any unfiltered analysis. The tests affected include volatiles GCFID/GCMS and all subcontracted analysis.

21. For all leachate preparations (NRA, DIN, TCLP, BSEN 12457-1, 2, 3) volatile loss may occur, as we do not employ zero headspace extraction.

22. We are accredited to MCERTS for sand, clay and loam/topsoil, or any of these materials - whether these are derived from naturally occurring soil profiles, or from fill /made ground, as long as these materials constitute the major part of the sample. Other coarse granular material such as concrete, gravel and brick are not accredited if they comprise the major part of the sample.

23. Analysis and identification of specific compounds using GCFID is by retention time only, and we routinely calibrate and quantify for benzene, toluene, ethylbenzenes and xylenes (BTEX). For total volatiles in the C5-C12 range, the total area of the chromatogram is integrated and expressed as ug/kg or ug/l. Although this analysis is commonly used for the quantification of gasoline range organics (GRO), the system will also detect other compounds such as chlorinated solvents, and this may lead to a falsely high result with respect to hydrocarbons only. It is not possible to specifically identify these non-hydrocarbons, as standards are not routinely run for any other compounds, and for more definitive identification, volatiles by GCMS should be utilised.

Sample Deviations

1	Container with Headspace provided for volatiles analysis
2	Incorrect container received
3	Deviation from method
4	Holding time exceeded before sample received
5	Samples exceeded holding time before preservation was performed
\$	Sampled on date not provided
♦	Sample holding time exceeded in laboratory
@	Sample holding time exceeded due to sampled on date
&	Sample Holding Time exceeded - Late arrival of instructions.

Asbestos

Identification of Asbestos in Bulk Materials & Soils

The results for identification of asbestos in bulk materials are obtained from supplied bulk materials which have been examined to determine the presence of asbestos fibres using Alcontrol Laboratories (Hawarden) in-house method of transmitted/polarised light microscopy and central stop dispersion staining, based on HSG 248 (2005).

The results for identification of asbestos in soils are obtained from a homogenised sub sample which has been examined to determine the presence of asbestos fibres using Alcontrol Laboratories (Hawarden) in-house method of transmitted/polarised light microscopy and central stop dispersion staining, based on HSG 248 (2005).

Asbestos Type	Common Name
Chrysotile	White Asbestos
Amosite	Brown Asbestos
Crocidolite	Blue Asbestos
Fibrous Actinolite	-
Fibrous Anthophyllite	-
Fibrous Tremolite	-

Visual Estimation Of Fibre Content

Estimation of fibre content is not permitted as part of our UKAS accredited test other than: - Trace - Where only one or two asbestos fibres were identified.

Further guidance on typical asbestos fibre content of manufactured products can be found in HSG 264.

The identification of asbestos containing materials and soils falls within our schedule of tests for which we hold UKAS accreditation, however opinions, interpretations and all other information contained in the report are outside the scope of UKAS accreditation.



AECOM
St. George's House
2nd Floor
5 St. George's Road
Wimbledon
Greater London
SW19 4DR

Attention: Gary Marshall

CERTIFICATE OF ANALYSIS

Date: 14 September 2015
Customer: H_URS_WIM
Sample Delivery Group (SDG): 150902-38
Your Reference:
Location: Stag Brewery
Report No: 329713

We received 8 samples on Wednesday September 02, 2015 and 8 of these samples were scheduled for analysis which was completed on Monday September 14, 2015. Accredited laboratory tests are defined within the report, but opinions, interpretations and on-site data expressed herein are outside the scope of ISO 17025 accreditation.

Should this report require incorporation into client reports, it must be used in its entirety and not simply with the data sections alone.

All chemical testing (unless subcontracted) is performed at ALcontrol Hawarden Laboratories.

Approved By:

Sonia McWhan

Operations Manager





SDG: 150902-38
Job: H_URS_WIM-273
Client Reference:

Location: Stag Brewery
Customer: AECOM
Attention: Gary Marshall

Order Number:
Report Number: 329713
Superseded Report:

Received Sample Overview

Lab Sample No(s)	Customer Sample Ref.	AGS Ref.	Depth (m)	Sampled Date
11995368	BH3			01/09/2015
11995366	BH4			01/09/2015
11995367	BH5			01/09/2015
11995371	BH8			01/09/2015
11995370	BH109			01/09/2015
11995369	BH110			01/09/2015
11995372	BH111			01/09/2015
11995373	DUP01			01/09/2015

Only received samples which have had analysis scheduled will be shown on the following pages.



CERTIFICATE OF ANALYSIS

SDG: 150902-38
Job: H_URS_WIM-273
Client Reference:

Location: Stag Brewery
Customer: AECOM
Attention: Gary Marshall

Order Number:
Report Number: 329713
Superseded Report:

Results Legend			Customer Sample R		BH3	BH4	BH5	BH8	BH109	BH110
#	ISO17025 accredited.		Depth (m) Sample Type Date Sampled Sampled Time Date Received SDG Ref Lab Sample No.(s) AGS Reference		Water(GW/SW)	Water(GW/SW)	Water(GW/SW)	Water(GW/SW)	Water(GW/SW)	Water(GW/SW)
M	mCERTS accredited.			01/09/2015	01/09/2015	01/09/2015	01/09/2015	01/09/2015	01/09/2015	01/09/2015
aq	Aqueous / settled sample.				00:00:00					
diss.filt	Dissolved / filtered sample.									
tot.unfilt	Total / unfiltered sample.									
*	Subcontracted test.									
**	% recovery of the surrogate standard to check the efficiency of the method. The results of individual compounds within samples aren't corrected for the recovery									
(F)	Trigger breach confirmed									
1-58*\$@	Sample deviation (see appendix)									
Component	LOD/Units	Method								
Ammoniacal Nitrogen as N	<0.2 mg/l	TM099		<0.2	<0.2	0.508	0.619	1.23	<0.2	
Ammoniacal Nitrogen as NH4	<0.3 mg/l	TM099		<0.3	<0.3	0.653	0.796	1.58	<0.3	
COD, unfiltered	<7 mg/l	TM107		<7	8.09	21.2	10.5	190	<7	
Antimony (diss.filt)	<0.16 µg/l	TM152		0.415	0.36	<0.16	0.726	0.64	0.464	
Arsenic (diss.filt)	<0.12 µg/l	TM152		7.32	5.08	5.12	15.7	32.6	14	
Barium (diss.filt)	<0.03 µg/l	TM152		64.2	22.1	47.9	83.4	18.2	40.7	
Beryllium (diss.filt)	<0.07 µg/l	TM152		<0.07	<0.07	<0.07	<0.07	<0.07	<0.07	
Boron (diss.filt)	<9.4 µg/l	TM152		152	52.7	99.2	130	107	137	
Cadmium (diss.filt)	<0.1 µg/l	TM152		<0.1	<0.1	<0.1	<0.1	<0.1	<0.1	
Chromium (diss.filt)	<0.22 µg/l	TM152		3.62	1.53	2.26	3.98	3.56	3.44	
Cobalt (diss.filt)	<0.06 µg/l	TM152		2.33	0.594	3.15	2.77	9.39	4.36	
Copper (diss.filt)	<0.85 µg/l	TM152		1.13	0.939	1.09	1.4	1.26	1.29	
Lead (diss.filt)	<0.02 µg/l	TM152		0.034	0.066	0.057	0.033	0.085	0.04	
Manganese (diss.filt)	<0.04 µg/l	TM152		91.2	8.89	860	169	1320	126	
Nickel (diss.filt)	<0.15 µg/l	TM152		6.92	1.77	5.5	7.03	11	6.1	
Selenium (diss.filt)	<0.39 µg/l	TM152		9.06	0.781	1.67	1.92	3	13.2	
Thallium (diss.filt)	<0.96 µg/l	TM152		<0.96	<0.96	<0.96	<0.96	<0.96	<0.96	
Vanadium (diss.filt)	<0.24 µg/l	TM152		1.56	1.61	1.33	1.56	1.57	1.33	
Zinc (diss.filt)	<0.41 µg/l	TM152		8.79	12.6	5.59	9.92	27.4	4.62	
EPH Range >C10 - C40 (aq)	<46 µg/l	TM172		<46	<46	<46	<46	159	<46	
Total EPH (C6-C40) (aq)	<100 µg/l	TM172		<100	<100	<100	<100	159	<100	
Mercury (diss.filt)	<0.01 µg/l	TM183		<0.01	<0.01	<0.01	<0.01	<0.01	<0.01	
Sulphate	<2 mg/l	TM184		57.4	43	79.9	61.6	75	55.2	
Phosphate (ortho) as PO4	<0.05 mg/l	TM184		0.465	7.3	1.55	0.302	0.297	0.216	
Nitrate as NO3	<0.3 mg/l	TM184		5.18	21.5	6.42	4.42	0.942	5.64	
pH	<1 pH Units	TM256		7.45	7.1	7.39	7.38	7.49	7.52	
Silver (diss.filt)	<1.5 µg/l	TM283		<1.5	<1.5	<1.5	<1.5	<1.5	<1.5	



SDG: 150902-38
 Job: H_URS_WIM-273
 Client Reference:

Location: Stag Brewery
 Customer: AECOM
 Attention: Gary Marshall

Order Number:
 Report Number: 329713
 Superseded Report:

Results Legend		Customer Sample R	BH111	DUP01				
#	ISO17025 accredited.	Depth (m) Sample Type Date Sampled Sampled Time Date Received SDG Ref Lab Sample No.(s) AGS Reference						
M	mCERTS accredited.							
aq	Aqueous / settled sample.		Water(GW/SW)	Water(GW/SW)				
diss.filt	Dissolved / filtered sample.		01/09/2015	01/09/2015				
tot.unfilt	Total / unfiltered sample.							
*	Subcontracted test.							
**	% recovery of the surrogate standard to check the efficiency of the method. The results of individual compounds within samples aren't corrected for the recovery		02/09/2015	02/09/2015				
(F)	Trigger breach confirmed		150902-38	150902-38				
1-5&*\$@	Sample deviation (see appendix)		11995372	11995373				
Component	LOD/Units		Method					
Ammoniacal Nitrogen as N	<0.2 mg/l	TM099	4.74	<0.2	#	#		
Ammoniacal Nitrogen as NH4	<0.3 mg/l	TM099	6.09	<0.3	#	#		
COD, unfiltered	<7 mg/l	TM107	43.5	<7	#	#		
Antimony (diss.filt)	<0.16 µg/l	TM152	0.199	0.816	#	#		
Arsenic (diss.filt)	<0.12 µg/l	TM152	22	4.8	#	#		
Barium (diss.filt)	<0.03 µg/l	TM152	104	21.4	#	#		
Beryllium (diss.filt)	<0.07 µg/l	TM152	<0.07	<0.07	#	#		
Boron (diss.filt)	<9.4 µg/l	TM152	65.1	52.2	#	#		
Cadmium (diss.filt)	<0.1 µg/l	TM152	<0.1	<0.1	#	#		
Chromium (diss.filt)	<0.22 µg/l	TM152	3.75	1.22	#	#		
Cobalt (diss.filt)	<0.06 µg/l	TM152	1.79	0.262	#	#		
Copper (diss.filt)	<0.85 µg/l	TM152	<0.85	1.13	#	#		
Lead (diss.filt)	<0.02 µg/l	TM152	<0.02	0.028	#	#		
Manganese (diss.filt)	<0.04 µg/l	TM152	2270	7.19	#	#		
Nickel (diss.filt)	<0.15 µg/l	TM152	3.85	1.81	#	#		
Selenium (diss.filt)	<0.39 µg/l	TM152	2.87	0.897	#	#		
Thallium (diss.filt)	<0.96 µg/l	TM152	<0.96	<0.96	#	#		
Vanadium (diss.filt)	<0.24 µg/l	TM152	1.07	1.45	#	#		
Zinc (diss.filt)	<0.41 µg/l	TM152	6	5.01	#	#		
EPH Range >C10 - C40 (aq)	<46 µg/l	TM172	65.8	<46	#	#		
Total EPH (C6-C40) (aq)	<100 µg/l	TM172	<100	<100	#	#		
Mercury (diss.filt)	<0.01 µg/l	TM183	<0.01	<0.01	#	#		
Sulphate	<2 mg/l	TM184	37.5	42.3	#	#		
Phosphate (ortho) as PO4	<0.05 mg/l	TM184	<0.05	7.28	#	#		
Nitrate as NO3	<0.3 mg/l	TM184	0.94	21.9	#	#		
pH	<1 pH Units	TM256	7.32	7.14	#	#		
Silver (diss.filt)	<1.5 µg/l	TM283	<1.5	<1.5	#	#		



SDG: 150902-38
 Job: H_URS_WIM-273
 Client Reference:

Location: Stag Brewery
 Customer: AECOM
 Attention: Gary Marshall

Order Number:
 Report Number: 329713
 Superseded Report:

SVOC MS (W) - Aqueous

Results Legend			Customer Sample R		BH3	BH4	BH5	BH8	BH109	BH110
#	ISO17025 accredited.		Depth (m) Sample Type Date Sampled Sampled Time Date Received SDG Ref Lab Sample No.(s) AGS Reference		Water(GW/SW) 01/09/2015	Water(GW/SW) 01/09/2015 00:00:00	Water(GW/SW) 01/09/2015	Water(GW/SW) 01/09/2015	Water(GW/SW) 01/09/2015	Water(GW/SW) 01/09/2015
M	mCERTS accredited.				02/09/2015 150902-38 11995368	02/09/2015 150902-38 11995366	02/09/2015 150902-38 11995367	02/09/2015 150902-38 11995371	02/09/2015 150902-38 11995370	02/09/2015 150902-38 11995369
aq	Aqueous / settled sample.									
diss.filt	Dissolved / filtered sample.									
tot.unfilt	Total / unfiltered sample.									
-	Subcontracted test.									
**	% recovery of the surrogate standard to check the efficiency of the method. The results of individual compounds within samples aren't corrected for the recovery									
(F)	Trigger breach confirmed									
1-58*\$@	Sample deviation (see appendix)									
Component	LOD/Units	Method								
1,2,4-Trichlorobenzene (aq)	<1 µg/l	TM176		<1	<1	<1	<1	<2	<1	#
1,2-Dichlorobenzene (aq)	<1 µg/l	TM176		<1	<1	<1	<1	<2	<1	#
1,3-Dichlorobenzene (aq)	<1 µg/l	TM176		<1	<1	<1	<1	<2	<1	#
1,4-Dichlorobenzene (aq)	<1 µg/l	TM176		<1	<1	<1	<1	<2	<1	#
2,4,5-Trichlorophenol (aq)	<1 µg/l	TM176		<1	<1	<1	<1	<2	<1	#
2,4,6-Trichlorophenol (aq)	<1 µg/l	TM176		<1	<1	<1	<1	<2	<1	#
2,4-Dichlorophenol (aq)	<1 µg/l	TM176		<1	<1	<1	<1	<2	<1	#
2,4-Dimethylphenol (aq)	<1 µg/l	TM176		<1	<1	<1	<1	<2	<1	#
2,4-Dinitrotoluene (aq)	<1 µg/l	TM176		<1	<1	<1	<1	<2	<1	#
2,6-Dinitrotoluene (aq)	<1 µg/l	TM176		<1	<1	<1	<1	<2	<1	#
2-Chloronaphthalene (aq)	<1 µg/l	TM176		<1	<1	<1	<1	<2	<1	#
2-Chlorophenol (aq)	<1 µg/l	TM176		<1	<1	<1	<1	<2	<1	#
2-Methylnaphthalene (aq)	<1 µg/l	TM176		<1	<1	<1	<1	<2	<1	#
2-Methylphenol (aq)	<1 µg/l	TM176		<1	<1	<1	<1	<2	<1	#
2-Nitroaniline (aq)	<1 µg/l	TM176		<1	<1	<1	<1	<2	<1	#
2-Nitrophenol (aq)	<1 µg/l	TM176		<1	<1	<1	<1	<2	<1	#
3-Nitroaniline (aq)	<1 µg/l	TM176		<1	<1	<1	<1	<2	<1	#
4-Bromophenylphenylether (aq)	<1 µg/l	TM176		<1	<1	<1	<1	<2	<1	#
4-Chloro-3-methylphenol (aq)	<1 µg/l	TM176		<1	<1	<1	<1	<2	<1	#
4-Chloroaniline (aq)	<1 µg/l	TM176		<1	<1	<1	<1	<2	<1	#
4-Chlorophenylphenylether (aq)	<1 µg/l	TM176		<1	<1	<1	<1	<2	<1	#
4-Methylphenol (aq)	<1 µg/l	TM176		<1	<1	<1	<1	<2	<1	#
4-Nitroaniline (aq)	<1 µg/l	TM176		<1	<1	<1	<1	<2	<1	#
4-Nitrophenol (aq)	<1 µg/l	TM176		<1	<1	<1	<1	<2	<1	#
Azobenzene (aq)	<1 µg/l	TM176		<1	<1	<1	<1	<2	<1	#
Acenaphthylene (aq)	<1 µg/l	TM176		<1	<1	<1	<1	<2	<1	#
Acenaphthene (aq)	<1 µg/l	TM176		<1	<1	<1	<1	<2	<1	#
Anthracene (aq)	<1 µg/l	TM176		<1	<1	<1	<1	<2	<1	#
bis(2-Chloroethyl)ether (aq)	<1 µg/l	TM176		<1	<1	<1	<1	<2	<1	#
bis(2-Chloroethoxy)methane (aq)	<1 µg/l	TM176		<1	<1	<1	<1	<2	<1	#
bis(2-Ethylhexyl) phthalate (aq)	<2 µg/l	TM176		<2	<2	<2	<2	<4	<2	#
Butylbenzyl phthalate (aq)	<1 µg/l	TM176		<1	<1	<1	<1	<2	<1	#



SDG: 150902-38
 Job: H_URS_WIM-273
 Client Reference:

Location: Stag Brewery
 Customer: AECOM
 Attention: Gary Marshall

Order Number:
 Report Number: 329713
 Superseded Report:

SVOC MS (W) - Aqueous

Results Legend			Customer Sample R		BH3	BH4	BH5	BH8	BH109	BH110
#	ISO17025 accredited.		Depth (m) Sample Type Date Sampled Sampled Time Date Received SDG Ref Lab Sample No.(s) AGS Reference		Water(GW/SW) 01/09/2015	Water(GW/SW) 01/09/2015 00:00:00	Water(GW/SW) 01/09/2015	Water(GW/SW) 01/09/2015	Water(GW/SW) 01/09/2015	Water(GW/SW) 01/09/2015
M	mCERTS accredited.				02/09/2015 150902-38	02/09/2015 150902-38	02/09/2015 150902-38	02/09/2015 150902-38	02/09/2015 150902-38	02/09/2015 150902-38
aq	Aqueous / settled sample.				11995368	11995366	11995367	11995371	11995370	11995369
diss.filt	Dissolved / filtered sample.									
tot.unfilt	Total / unfiltered sample.									
*	Subcontracted test.									
**	% recovery of the surrogate standard to check the efficiency of the method. The results of individual compounds within samples aren't corrected for the recovery									
(F)	Trigger breach confirmed									
1-5&	Sample deviation (see appendix)									
Component	LOD/Units	Method								
Benzo(a)anthracene (aq)	<1 µg/l	TM176		<1	<1	<1	<1	<2	<1	#
Benzo(b)fluoranthene (aq)	<1 µg/l	TM176		<1	<1	<1	<1	<2	<1	#
Benzo(k)fluoranthene (aq)	<1 µg/l	TM176		<1	<1	<1	<1	<2	<1	#
Benzo(a)pyrene (aq)	<1 µg/l	TM176		<1	<1	<1	<1	<2	<1	#
Benzo(g,h,i)perylene (aq)	<1 µg/l	TM176		<1	<1	<1	<1	<2	<1	#
Carbazole (aq)	<1 µg/l	TM176		<1	<1	<1	<1	<2	<1	#
Chrysene (aq)	<1 µg/l	TM176		<1	<1	<1	<1	<2	<1	#
Dibenzofuran (aq)	<1 µg/l	TM176		<1	<1	<1	<1	<2	<1	#
n-Dibutyl phthalate (aq)	<1 µg/l	TM176		<1	<1	<1	<1	<2	<1	#
Diethyl phthalate (aq)	<1 µg/l	TM176		<1	<1	<1	<1	<2	<1	#
Dibenzo(a,h)anthracene (aq)	<1 µg/l	TM176		<1	<1	<1	<1	<2	<1	#
Dimethyl phthalate (aq)	<1 µg/l	TM176		<1	<1	<1	<1	<2	<1	#
n-Dioctyl phthalate (aq)	<5 µg/l	TM176		<5	<5	<5	<5	<10	<5	#
Fluoranthene (aq)	<1 µg/l	TM176		<1	<1	<1	<1	<2	<1	#
Fluorene (aq)	<1 µg/l	TM176		<1	<1	<1	<1	<2	<1	#
Hexachlorobenzene (aq)	<1 µg/l	TM176		<1	<1	<1	<1	<2	<1	#
Hexachlorobutadiene (aq)	<1 µg/l	TM176		<1	<1	<1	<1	<2	<1	#
Pentachlorophenol (aq)	<1 µg/l	TM176		<1	<1	<1	<1	<2	<1	#
Phenol (aq)	<1 µg/l	TM176		<1	<1	<1	<1	<2	<1	#
n-Nitroso-n-dipropylamine (aq)	<1 µg/l	TM176		<1	<1	<1	<1	<2	<1	#
Hexachloroethane (aq)	<1 µg/l	TM176		<1	<1	<1	<1	<2	<1	#
Nitrobenzene (aq)	<1 µg/l	TM176		<1	<1	<1	<1	<2	<1	#
Naphthalene (aq)	<1 µg/l	TM176		<1	<1	<1	<1	<2	<1	#
Isophorone (aq)	<1 µg/l	TM176		<1	<1	<1	<1	<2	<1	#
Hexachlorocyclopentadiene (aq)	<1 µg/l	TM176		<1	<1	<1	<1	<2	<1	#
Phenanthrene (aq)	<1 µg/l	TM176		<1	<1	<1	<1	<2	<1	#
Indeno(1,2,3-cd)pyrene (aq)	<1 µg/l	TM176		<1	<1	<1	<1	<2	<1	#
Pyrene (aq)	<1 µg/l	TM176		<1	<1	<1	<1	<2	<1	#



SDG: 150902-38
 Job: H_URS_WIM-273
 Client Reference:

Location: Stag Brewery
 Customer: AECOM
 Attention: Gary Marshall

Order Number:
 Report Number: 329713
 Superseded Report:

SVOC MS (W) - Aqueous

Results Legend		Customer Sample R	BH111				
#	ISO17025 accredited.	Depth (m) Sample Type Date Sampled Sampled Time Date Received SDG Ref Lab Sample No.(s) AGS Reference	Water(GW/SW) 01/09/2015 02/09/2015 150902-38 11995372				
M	mCERTS accredited.						
aq	Aqueous / settled sample.						
diss.filt	Dissolved / filtered sample.						
tot.unfilt	Total / unfiltered sample.						
*	Subcontracted test.						
**	% recovery of the surrogate standard to check the efficiency of the method. The results of individual compounds within samples aren't corrected for the recovery						
(F)	Trigger breach confirmed						
1-5&*\$@	Sample deviation (see appendix)						
Component	LOD/Units	Method					
1,2,4-Trichlorobenzene (aq)	<1 µg/l	TM176	<1	#			
1,2-Dichlorobenzene (aq)	<1 µg/l	TM176	<1	#			
1,3-Dichlorobenzene (aq)	<1 µg/l	TM176	<1	#			
1,4-Dichlorobenzene (aq)	<1 µg/l	TM176	<1	#			
2,4,5-Trichlorophenol (aq)	<1 µg/l	TM176	<1	#			
2,4,6-Trichlorophenol (aq)	<1 µg/l	TM176	<1	#			
2,4-Dichlorophenol (aq)	<1 µg/l	TM176	<1	#			
2,4-Dimethylphenol (aq)	<1 µg/l	TM176	<1	#			
2,4-Dinitrotoluene (aq)	<1 µg/l	TM176	<1	#			
2,6-Dinitrotoluene (aq)	<1 µg/l	TM176	<1	#			
2-Chloronaphthalene (aq)	<1 µg/l	TM176	<1	#			
2-Chlorophenol (aq)	<1 µg/l	TM176	<1	#			
2-Methylnaphthalene (aq)	<1 µg/l	TM176	<1	#			
2-Methylphenol (aq)	<1 µg/l	TM176	<1	#			
2-Nitroaniline (aq)	<1 µg/l	TM176	<1	#			
2-Nitrophenol (aq)	<1 µg/l	TM176	<1	#			
3-Nitroaniline (aq)	<1 µg/l	TM176	<1	#			
4-Bromophenylphenylether (aq)	<1 µg/l	TM176	<1	#			
4-Chloro-3-methylphenol (aq)	<1 µg/l	TM176	<1	#			
4-Chloroaniline (aq)	<1 µg/l	TM176	<1	#			
4-Chlorophenylphenylether (aq)	<1 µg/l	TM176	<1	#			
4-Methylphenol (aq)	<1 µg/l	TM176	5.42	#			
4-Nitroaniline (aq)	<1 µg/l	TM176	<1	#			
4-Nitrophenol (aq)	<1 µg/l	TM176	<1	#			
Azobenzene (aq)	<1 µg/l	TM176	<1	#			
Acenaphthylene (aq)	<1 µg/l	TM176	<1	#			
Acenaphthene (aq)	<1 µg/l	TM176	<1	#			
Anthracene (aq)	<1 µg/l	TM176	<1	#			
bis(2-Chloroethyl)ether (aq)	<1 µg/l	TM176	<1	#			
bis(2-Chloroethoxy)methane (aq)	<1 µg/l	TM176	<1	#			
bis(2-Ethylhexyl) phthalate (aq)	<2 µg/l	TM176	<2	#			
Butylbenzyl phthalate (aq)	<1 µg/l	TM176	<1	#			



SDG: 150902-38
 Job: H_URS_WIM-273
 Client Reference:

Location: Stag Brewery
 Customer: AECOM
 Attention: Gary Marshall

Order Number:
 Report Number: 329713
 Superseded Report:

SVOC MS (W) - Aqueous

Results Legend		Customer Sample R	BH111					
#	ISO17025 accredited.	Depth (m) Sample Type Date Sampled Sampled Time Date Received SDG Ref Lab Sample No.(s) AGS Reference	Water(GW/SW) 01/09/2015 02/09/2015 150902-38 11995372					
M	mCERTS accredited.							
aq	Aqueous / settled sample.							
diss.filt	Dissolved / filtered sample.							
tot.unfilt	Total / unfiltered sample.							
*	Subcontracted test.							
**	% recovery of the surrogate standard to check the efficiency of the method. The results of individual compounds within samples aren't corrected for the recovery							
(F)	Trigger breach confirmed							
1-5&	Sample deviation (see appendix)							
Component	LOD/Units			Method				
Benzo(a)anthracene (aq)	<1 µg/l	TM176	<1	#				
Benzo(b)fluoranthene (aq)	<1 µg/l	TM176	<1	#				
Benzo(k)fluoranthene (aq)	<1 µg/l	TM176	<1	#				
Benzo(a)pyrene (aq)	<1 µg/l	TM176	<1	#				
Benzo(g,h,i)perylene (aq)	<1 µg/l	TM176	<1	#				
Carbazole (aq)	<1 µg/l	TM176	<1	#				
Chrysene (aq)	<1 µg/l	TM176	<1	#				
Dibenzofuran (aq)	<1 µg/l	TM176	<1	#				
n-Dibutyl phthalate (aq)	<1 µg/l	TM176	<1	#				
Diethyl phthalate (aq)	<1 µg/l	TM176	<1	#				
Dibenzo(a,h)anthracene (aq)	<1 µg/l	TM176	<1	#				
Dimethyl phthalate (aq)	<1 µg/l	TM176	<1	#				
n-Dioctyl phthalate (aq)	<5 µg/l	TM176	<5	#				
Fluoranthene (aq)	<1 µg/l	TM176	<1	#				
Fluorene (aq)	<1 µg/l	TM176	<1	#				
Hexachlorobenzene (aq)	<1 µg/l	TM176	<1	#				
Hexachlorobutadiene (aq)	<1 µg/l	TM176	<1	#				
Pentachlorophenol (aq)	<1 µg/l	TM176	<1	#				
Phenol (aq)	<1 µg/l	TM176	<1	#				
n-Nitroso-n-dipropylamine (aq)	<1 µg/l	TM176	<1	#				
Hexachloroethane (aq)	<1 µg/l	TM176	<1	#				
Nitrobenzene (aq)	<1 µg/l	TM176	<1	#				
Naphthalene (aq)	<1 µg/l	TM176	<1	#				
Isophorone (aq)	<1 µg/l	TM176	<1	#				
Hexachlorocyclopentadiene (aq)	<1 µg/l	TM176	<1	#				
Phenanthrene (aq)	<1 µg/l	TM176	<1	#				
Indeno(1,2,3-cd)pyrene (aq)	<1 µg/l	TM176	<1	#				
Pyrene (aq)	<1 µg/l	TM176	<1	#				



SDG: 150902-38
 Job: H_URS_WIM-273
 Client Reference:

Location: Stag Brewery
 Customer: AECOM
 Attention: Gary Marshall

Order Number:
 Report Number: 329713
 Superseded Report:

VOC MS (W)

Results Legend			Customer Sample R						
#	ISO17025 accredited.		BH3	BH4	BH5	BH8	BH109	BH110	
M	mCERTS accredited.								
aq	Aqueous / settled sample.								
diss.filt	Dissolved / filtered sample.								
tot.unfilt	Total / unfiltered sample.								
*	Subcontracted test.								
**	% recovery of the surrogate standard to check the efficiency of the method. The results of individual compounds within samples aren't corrected for the recovery								
(F)	Trigger breach confirmed								
1-5&*\$@	Sample deviation (see appendix)								
		Depth (m)	Water (GW/SW)		Water (GW/SW)		Water (GW/SW)		
		Sample Type	01/09/2015	01/09/2015	01/09/2015	01/09/2015	01/09/2015	01/09/2015	
		Date Sampled							
		Sampled Time	00:00:00	00:00:00	00:00:00	00:00:00	00:00:00	00:00:00	
		Date Received	02/09/2015	02/09/2015	02/09/2015	02/09/2015	02/09/2015	02/09/2015	
		SDG Ref	150902-38	150902-38	150902-38	150902-38	150902-38	150902-38	
		Lab Sample No.(s)	11995368	11995366	11995367	11995371	11995370	11995369	
		AGS Reference							
Component	LOD/Units	Method							
Dibromofluoromethane**	%	TM208	88.6	92.5	89.5	88.4	88.2	87.9	
			1	1	1	1	1	1	
Toluene-d8**	%	TM208	81.8	82.6	81.9	81.5	82.2	83.1	
			1	1	1	1	1	1	
4-Bromofluorobenzene**	%	TM208	81.4	79.4	80.6	77.1	79.5	81	
			1	1	1	1	1	1	
Dichlorodifluoromethane	<1 µg/l	TM208	<1	<1	<1	<1	<1	<1	
			1	1	1	1	1	1	
Chloromethane	<1 µg/l	TM208	<1	<1	<1	<1	<1	<1	
			1 #	1 #	1 #	1 #	1 #	1 #	
Vinyl chloride	<1 µg/l	TM208	<1	<1	<1	<1	<1	<1	
			1 #	1 #	1 #	1 #	1 #	1 #	
Bromomethane	<1 µg/l	TM208	<1	<1	<1	<1	<1	<1	
			1 #	1 #	1 #	1 #	1 #	1 #	
Chloroethane	<1 µg/l	TM208	<1	<1	<1	<1	<1	<1	
			1 #	1 #	1 #	1 #	1 #	1 #	
Trichlorofluoromethane	<1 µg/l	TM208	<1	<1	<1	<1	<1	<1	
			1 #	1 #	1 #	1 #	1 #	1 #	
1,1-Dichloroethene	<1 µg/l	TM208	<1	<1	<1	<1	<1	<1	
			1 #	1 #	1 #	1 #	1 #	1 #	
Carbon disulphide	<1 µg/l	TM208	<1	<1	<1	<1	<1	<1	
			1 #	1 #	1 #	1 #	1 #	1 #	
Dichloromethane	<3 µg/l	TM208	<3	<3	<3	<3	<3	<3	
			1 #	1 #	1 #	1 #	1 #	1 #	
Methyl tertiary butyl ether (MTBE)	<1 µg/l	TM208	<1	<1	<1	<1	<1	<1	
			1 #	1 #	1 #	1 #	1 #	1 #	
trans-1,2-Dichloroethene	<1 µg/l	TM208	<1	<1	<1	<1	<1	<1	
			1 #	1 #	1 #	1 #	1 #	1 #	
1,1-Dichloroethane	<1 µg/l	TM208	<1	<1	<1	<1	<1	<1	
			1 #	1 #	1 #	1 #	1 #	1 #	
cis-1,2-Dichloroethene	<1 µg/l	TM208	<1	<1	<1	<1	<1	<1	
			1 #	1 #	1 #	1 #	1 #	1 #	
2,2-Dichloropropane	<1 µg/l	TM208	<1	<1	<1	<1	<1	<1	
			1	1	1	1	1	1	
Bromochloromethane	<1 µg/l	TM208	<1	<1	<1	<1	<1	<1	
			1 #	1 #	1 #	1 #	1 #	1 #	
Chloroform	<1 µg/l	TM208	<1	1.57	<1	<1	<1	<1	
			1 #	1 #	1 #	1 #	1 #	1 #	
1,1,1-Trichloroethane	<1 µg/l	TM208	<1	<1	<1	<1	<1	<1	
			1 #	1 #	1 #	1 #	1 #	1 #	
1,1-Dichloropropene	<1 µg/l	TM208	<1	<1	<1	<1	<1	<1	
			1 #	1 #	1 #	1 #	1 #	1 #	
Carbontetrachloride	<1 µg/l	TM208	<1	<1	<1	<1	<1	<1	
			1 #	1 #	1 #	1 #	1 #	1 #	
1,2-Dichloroethane	<1 µg/l	TM208	<1	<1	<1	<1	<1	<1	
			1	1	1	1	1	1	
Benzene	<1 µg/l	TM208	<1	<1	<1	<1	<1	<1	
			1 #	1 #	1 #	1 #	1 #	1 #	
Trichloroethene	<1 µg/l	TM208	<1	<1	<1	<1	<1	<1	
			1 #	1 #	1 #	1 #	1 #	1 #	
1,2-Dichloropropane	<1 µg/l	TM208	<1	<1	<1	<1	<1	<1	
			1 #	1 #	1 #	1 #	1 #	1 #	
Dibromomethane	<1 µg/l	TM208	<1	<1	<1	<1	<1	<1	
			1 #	1 #	1 #	1 #	1 #	1 #	
Bromodichloromethane	<1 µg/l	TM208	<1	<1	<1	<1	<1	<1	
			1 #	1 #	1 #	1 #	1 #	1 #	
cis-1,3-Dichloropropene	<1 µg/l	TM208	<1	<1	<1	<1	<1	<1	
			1 #	1 #	1 #	1 #	1 #	1 #	
Toluene	<1 µg/l	TM208	<1	<1	<1	<1	<1	<1	
			1 #	1 #	1 #	1 #	1 #	1 #	
trans-1,3-Dichloropropene	<1 µg/l	TM208	<1	<1	<1	<1	<1	<1	
			1 #	1 #	1 #	1 #	1 #	1 #	
1,1,2-Trichloroethane	<1 µg/l	TM208	<1	<1	<1	<1	<1	<1	
			1 #	1 #	1 #	1 #	1 #	1 #	



CERTIFICATE OF ANALYSIS

SDG: 150902-38
Job: H_URS_WIM-273
Client Reference:

Location: Stag Brewery
Customer: AECOM
Attention: Gary Marshall

Order Number:
Report Number: 329713
Superseded Report:

VOC MS (W)

Results Legend		Customer Sample R	BH3	BH4	BH5	BH8	BH109	BH110
#	ISO17025 accredited.		Water(GW/SW)	Water(GW/SW)	Water(GW/SW)	Water(GW/SW)	Water(GW/SW)	Water(GW/SW)
M	mCERTS accredited.	Depth (m)	01/09/2015	01/09/2015	01/09/2015	01/09/2015	01/09/2015	01/09/2015
aq	Aqueous / settled sample.	Sample Type	01/09/2015	01/09/2015	01/09/2015	01/09/2015	01/09/2015	01/09/2015
diss.filt	Dissolved / filtered sample.	Date Sampled	00:00:00	00:00:00	00:00:00	00:00:00	00:00:00	00:00:00
tot.unfilt	Total / unfiltered sample.	Date Received	02/09/2015	02/09/2015	02/09/2015	02/09/2015	02/09/2015	02/09/2015
*	Subcontracted test.	SDG Ref	150902-38	150902-38	150902-38	150902-38	150902-38	150902-38
**	% recovery of the surrogate standard to check the efficiency of the method. The results of individual compounds within samples aren't corrected for the recovery	Lab Sample No.(s)	11995368	11995366	11995367	11995371	11995370	11995369
(F)	Trigger breach confirmed	AGS Reference						
1-5&§@	Sample deviation (see appendix)							
Component	LOD/Units	Method						
1,3-Dichloropropane	<1 µg/l	TM208	<1 1 #	<1 1 #	<1 1 #	<1 1 #	<1 1 #	<1 1 #
Tetrachloroethene	<1 µg/l	TM208	<1 1 #	<1 1 #	<1 1 #	<1 1 #	<1 1 #	<1 1 #
Dibromochloromethane	<1 µg/l	TM208	<1 1 #	<1 1 #	<1 1 #	<1 1 #	<1 1 #	<1 1 #
1,2-Dibromoethane	<1 µg/l	TM208	<1 1 #	<1 1 #	<1 1 #	<1 1 #	<1 1 #	<1 1 #
Chlorobenzene	<1 µg/l	TM208	<1 1 #	<1 1 #	<1 1 #	<1 1 #	<1 1 #	<1 1 #
1,1,1,2-Tetrachloroethane	<1 µg/l	TM208	<1 1 #	<1 1 #	<1 1 #	<1 1 #	<1 1 #	<1 1 #
Ethylbenzene	<1 µg/l	TM208	<1 1 #	<1 1 #	<1 1 #	<1 1 #	<1 1 #	<1 1 #
m,p-Xylene	<1 µg/l	TM208	<1 1 #	<1 1 #	<1 1 #	<1 1 #	<1 1 #	<1 1 #
o-Xylene	<1 µg/l	TM208	<1 1 #	<1 1 #	<1 1 #	<1 1 #	<1 1 #	<1 1 #
Styrene	<1 µg/l	TM208	<1 1 #	<1 1 #	<1 1 #	<1 1 #	<1 1 #	<1 1 #
Bromoform	<1 µg/l	TM208	<1 1 #	<1 1 #	<1 1 #	<1 1 #	<1 1 #	<1 1 #
Isopropylbenzene	<1 µg/l	TM208	<1 1 #	<1 1 #	<1 1 #	<1 1 #	<1 1 #	<1 1 #
1,1,1,2,2-Tetrachloroethane	<1 µg/l	TM208	<1 1	<1 1	<1 1	<1 1	<1 1	<1 1
1,2,3-Trichloropropane	<1 µg/l	TM208	<1 1 #	<1 1 #	<1 1 #	<1 1 #	<1 1 #	<1 1 #
Bromobenzene	<1 µg/l	TM208	<1 1 #	<1 1 #	<1 1 #	<1 1 #	<1 1 #	<1 1 #
Propylbenzene	<1 µg/l	TM208	<1 1 #	<1 1 #	<1 1 #	<1 1 #	<1 1 #	<1 1 #
2-Chlorotoluene	<1 µg/l	TM208	<1 1 #	<1 1 #	<1 1 #	<1 1 #	<1 1 #	<1 1 #
1,3,5-Trimethylbenzene	<1 µg/l	TM208	<1 1 #	<1 1 #	<1 1 #	<1 1 #	<1 1 #	<1 1 #
4-Chlorotoluene	<1 µg/l	TM208	<1 1 #	<1 1 #	<1 1 #	<1 1 #	<1 1 #	<1 1 #
tert-Butylbenzene	<1 µg/l	TM208	<1 1 #	<1 1 #	<1 1 #	<1 1 #	<1 1 #	<1 1 #
1,2,4-Trimethylbenzene	<1 µg/l	TM208	<1 1 #	<1 1 #	<1 1 #	<1 1 #	<1 1 #	<1 1 #
sec-Butylbenzene	<1 µg/l	TM208	<1 1 #	<1 1 #	<1 1 #	<1 1 #	<1 1 #	<1 1 #
4-iso-Propyltoluene	<1 µg/l	TM208	<1 1 #	<1 1 #	<1 1 #	<1 1 #	<1 1 #	<1 1 #
1,3-Dichlorobenzene	<1 µg/l	TM208	<1 1 #	<1 1 #	<1 1 #	<1 1 #	<1 1 #	<1 1 #
1,4-Dichlorobenzene	<1 µg/l	TM208	<1 1 #	<1 1 #	<1 1 #	<1 1 #	<1 1 #	<1 1 #
n-Butylbenzene	<1 µg/l	TM208	<1 1 #	<1 1 #	<1 1 #	<1 1 #	<1 1 #	<1 1 #
1,2-Dichlorobenzene	<1 µg/l	TM208	<1 1	<1 1	<1 1	<1 1	<1 1	<1 1
1,2-Dibromo-3-chloropropane	<1 µg/l	TM208	<1 1	<1 1	<1 1	<1 1	<1 1	<1 1
1,2,4-Trichlorobenzene	<1 µg/l	TM208	<1 1 #	<1 1 #	<1 1 #	<1 1 #	<1 1 #	<1 1 #
Hexachlorobutadiene	<1 µg/l	TM208	<1 1 #	<1 1 #	<1 1 #	<1 1 #	<1 1 #	<1 1 #
tert-Amyl methyl ether (TAME)	<1 µg/l	TM208	<1 1 #	<1 1 #	<1 1 #	<1 1 #	<1 1 #	<1 1 #
Naphthalene	<1 µg/l	TM208	<1 1 #	<1 1 #	<1 1 #	<1 1 #	<1 1 #	<1 1 #



CERTIFICATE OF ANALYSIS

Validated

SDG: 150902-38
Job: H_URS_WIM-273
Client Reference:

Location: Stag Brewery
Customer: AECOM
Attention: Gary Marshall

Order Number:
Report Number: 329713
Superseded Report:

VOC MS (W)

Table with columns for Results Legend, Customer Sample R, BH3, BH4, BH5, BH8, BH109, BH110, Component, LOD/Units, Method, and data rows for 1,2,3-Trichlorobenzene and 1,3,5-Trichlorobenzene.



SDG: 150902-38
 Job: H_URS_WIM-273
 Client Reference:

Location: Stag Brewery
 Customer: AECOM
 Attention: Gary Marshall

Order Number:
 Report Number: 329713
 Superseded Report:

VOC MS (W)

Results Legend		Customer Sample R	BH111	DUP01				
#	ISO17025 accredited.	Depth (m) Sample Type Date Sampled Sampled Time Date Received SDG Ref Lab Sample No.(s) AGS Reference						
M	mCERTS accredited.							
aq	Aqueous / settled sample.		Water(GW/SW)	Water(GW/SW)				
diss.filt	Dissolved / filtered sample.		01/09/2015	01/09/2015				
tot.unfilt	Total / unfiltered sample.							
*	Subcontracted test.							
**	% recovery of the surrogate standard to check the efficiency of the method. The results of individual compounds within samples aren't corrected for the recovery		02/09/2015	02/09/2015				
(F)	Trigger breach confirmed		150902-38	150902-38				
1-5&*\$@	Sample deviation (see appendix)		11995372	11995373				
Component	LOD/Units		Method					
Dibromofluoromethane**	%	TM208	91.7	90.5				
			1	1				
Toluene-d8**	%	TM208	80.4	80.1				
			1	1				
4-Bromofluorobenzene**	%	TM208	77.9	78				
			1	1				
Dichlorodifluoromethane	<1 µg/l	TM208	<1	<1				
			1	1				
Chloromethane	<1 µg/l	TM208	<1	<1				
			1 #	1 #				
Vinyl chloride	<1 µg/l	TM208	<1	<1				
			1 #	1 #				
Bromomethane	<1 µg/l	TM208	<1	<1				
			1 #	1 #				
Chloroethane	<1 µg/l	TM208	<1	<1				
			1 #	1 #				
Trichlorofluoromethane	<1 µg/l	TM208	<1	<1				
			1 #	1 #				
1,1-Dichloroethene	<1 µg/l	TM208	<1	<1				
			1 #	1 #				
Carbon disulphide	<1 µg/l	TM208	<1	<1				
			1 #	1 #				
Dichloromethane	<3 µg/l	TM208	<3	<3				
			1 #	1 #				
Methyl tertiary butyl ether (MTBE)	<1 µg/l	TM208	<1	<1				
			1 #	1 #				
trans-1,2-Dichloroethene	<1 µg/l	TM208	<1	<1				
			1 #	1 #				
1,1-Dichloroethane	<1 µg/l	TM208	<1	<1				
			1 #	1 #				
cis-1,2-Dichloroethene	<1 µg/l	TM208	<1	<1				
			1 #	1 #				
2,2-Dichloropropane	<1 µg/l	TM208	<1	<1				
			1	1				
Bromochloromethane	<1 µg/l	TM208	<1	<1				
			1 #	1 #				
Chloroform	<1 µg/l	TM208	<1	1.41				
			1 #	1 #				
1,1,1-Trichloroethane	<1 µg/l	TM208	<1	<1				
			1 #	1 #				
1,1-Dichloropropene	<1 µg/l	TM208	<1	<1				
			1 #	1 #				
Carbontetrachloride	<1 µg/l	TM208	<1	<1				
			1 #	1 #				
1,2-Dichloroethane	<1 µg/l	TM208	<1	<1				
			1	1				
Benzene	<1 µg/l	TM208	<1	<1				
			1 #	1 #				
Trichloroethene	<1 µg/l	TM208	<1	<1				
			1 #	1 #				
1,2-Dichloropropane	<1 µg/l	TM208	<1	<1				
			1 #	1 #				
Dibromomethane	<1 µg/l	TM208	<1	<1				
			1 #	1 #				
Bromodichloromethane	<1 µg/l	TM208	<1	<1				
			1 #	1 #				
cis-1,3-Dichloropropene	<1 µg/l	TM208	<1	<1				
			1 #	1 #				
Toluene	<1 µg/l	TM208	<1	<1				
			1 #	1 #				
trans-1,3-Dichloropropene	<1 µg/l	TM208	<1	<1				
			1 #	1 #				
1,1,2-Trichloroethane	<1 µg/l	TM208	<1	<1				
			1 #	1 #				



SDG: 150902-38
 Job: H_URS_WIM-273
 Client Reference:

Location: Stag Brewery
 Customer: AECOM
 Attention: Gary Marshall

Order Number:
 Report Number: 329713
 Superseded Report:

VOC MS (W)

Results Legend		Customer Sample R	BH111	DUP01			
#	ISO17025 accredited.	Depth (m) Sample Type Date Sampled Sampled Time Date Received SDG Ref Lab Sample No.(s) AGS Reference					
M	mCERTS accredited.		Water(GW/SW)	Water(GW/SW)			
aq	Aqueous / settled sample.		01/09/2015	01/09/2015			
diss.filt	Dissolved / filtered sample.						
tot.unfilt	Total / unfiltered sample.		02/09/2015	02/09/2015			
*	Subcontracted test.		150902-38	150902-38			
**	% recovery of the surrogate standard to check the efficiency of the method. The results of individual compounds within samples aren't corrected for the recovery		11995372	11995373			
(F)	Trigger breach confirmed						
1-5&#pound;	Sample deviation (see appendix)						
Component	LOD/Units		Method				
1,3-Dichloropropane	<1 µg/l	TM208	<1	<1			
			1 #	1 #			
Tetrachloroethene	<1 µg/l	TM208	<1	<1			
			1 #	1 #			
Dibromochloromethane	<1 µg/l	TM208	<1	<1			
			1 #	1 #			
1,2-Dibromoethane	<1 µg/l	TM208	<1	<1			
			1 #	1 #			
Chlorobenzene	<1 µg/l	TM208	<1	<1			
			1 #	1 #			
1,1,1,2-Tetrachloroethane	<1 µg/l	TM208	<1	<1			
			1 #	1 #			
Ethylbenzene	<1 µg/l	TM208	<1	<1			
			1 #	1 #			
m,p-Xylene	<1 µg/l	TM208	<1	<1			
			1 #	1 #			
o-Xylene	<1 µg/l	TM208	<1	<1			
			1 #	1 #			
Styrene	<1 µg/l	TM208	<1	<1			
			1 #	1 #			
Bromoform	<1 µg/l	TM208	<1	<1			
			1 #	1 #			
Isopropylbenzene	<1 µg/l	TM208	<1	<1			
			1 #	1 #			
1,1,1,2,2-Tetrachloroethane	<1 µg/l	TM208	<1	<1			
			1	1			
1,2,3-Trichloropropane	<1 µg/l	TM208	<1	<1			
			1 #	1 #			
Bromobenzene	<1 µg/l	TM208	<1	<1			
			1 #	1 #			
Propylbenzene	<1 µg/l	TM208	<1	<1			
			1 #	1 #			
2-Chlorotoluene	<1 µg/l	TM208	<1	<1			
			1 #	1 #			
1,3,5-Trimethylbenzene	<1 µg/l	TM208	<1	<1			
			1 #	1 #			
4-Chlorotoluene	<1 µg/l	TM208	<1	<1			
			1 #	1 #			
tert-Butylbenzene	<1 µg/l	TM208	<1	<1			
			1 #	1 #			
1,2,4-Trimethylbenzene	<1 µg/l	TM208	<1	<1			
			1 #	1 #			
sec-Butylbenzene	<1 µg/l	TM208	<1	<1			
			1 #	1 #			
4-iso-Propyltoluene	<1 µg/l	TM208	<1	<1			
			1 #	1 #			
1,3-Dichlorobenzene	<1 µg/l	TM208	<1	<1			
			1 #	1 #			
1,4-Dichlorobenzene	<1 µg/l	TM208	<1	<1			
			1 #	1 #			
n-Butylbenzene	<1 µg/l	TM208	<1	<1			
			1 #	1 #			
1,2-Dichlorobenzene	<1 µg/l	TM208	<1	<1			
			1	1			
1,2-Dibromo-3-chloropropane	<1 µg/l	TM208	<1	<1			
			1	1			
1,2,4-Trichlorobenzene	<1 µg/l	TM208	<1	<1			
			1 #	1 #			
Hexachlorobutadiene	<1 µg/l	TM208	<1	<1			
			1 #	1 #			
tert-Amyl methyl ether (TAME)	<1 µg/l	TM208	<1	<1			
			1 #	1 #			
Naphthalene	<1 µg/l	TM208	<1	<1			
			1 #	1 #			



CERTIFICATE OF ANALYSIS

Validated

SDG: 150902-38
Job: H_URS_WIM-273
Client Reference:

Location: Stag Brewery
Customer: AECOM
Attention: Gary Marshall

Order Number:
Report Number: 329713
Superseded Report:

VOC MS (W)

Table with columns: Results Legend, Customer Sample R, BH111, DUP01, Component, LOD/Units, Method. Includes rows for 1,2,3-Trichlorobenzene and 1,3,5-Trichlorobenzene.



SDG: 150902-38
Job: H_URS_WIM-273
Client Reference:

Location: Stag Brewery
Customer: AECOM
Attention: Gary Marshall

Order Number:
Report Number: 329713
Superseded Report:

Table of Results - Appendix

Method No	Reference	Description	Wet/Dry Sample ¹	Surrogate Corrected
TM061	Method for the Determination of EPH, Massachusetts Dept. of EP, 1998	Determination of Extractable Petroleum Hydrocarbons by GC-FID (C10-C40)		
TM099	BS 2690: Part 7:1968 / BS 6068: Part2.11:1984	Determination of Ammonium in Water Samples using the Kone Analyser		
TM107	ISO 6060-1989	Determination of Chemical Oxygen Demand using COD Dr Lange Kit		
TM152	Method 3125B, AWWA/APHA, 20th Ed., 1999	Analysis of Aqueous Samples by ICP-MS		
TM172	Analysis of Petroleum Hydrocarbons in Environmental Media – Total Petroleum Hydrocarbon Criteria	EPH in Waters		
TM174	Analysis of Petroleum Hydrocarbons in Environmental Media – Total Petroleum Hydrocarbon Criteria	Determination of Speciated Extractable Petroleum Hydrocarbons in Waters by GC-FID		
TM176	EPA 8270D Semi-Volatile Organic Compounds by Gas Chromatography/Mass Spectrometry (GC/MS)	Determination of SVOCs in Water by GCMS		
TM183	BS EN 23506:2002, (BS 6068-2.74:2002) ISBN 0 580 38924 3	Determination of Trace Level Mercury in Waters and Leachates by PSA Cold Vapour Atomic Fluorescence Spectrometry		
TM184	EPA Methods 325.1 & 325.2,	The Determination of Anions in Aqueous Matrices using the Kone Spectrophotometric Analysers		
TM208	Modified: US EPA Method 8260b & 624	Determination of Volatile Organic Compounds by Headspace / GC-MS in Waters		
TM245	By GC-FID	Determination of GRO by Headspace in waters		
TM256	The measurement of Electrical Conductivity and the Laboratory determination of pH Value of Natural, Treated and Wastewaters. HMSO, 1978. ISBN 011 751428 4.	Determination of pH in Water and Leachate using the GLpH pH Meter		
TM283		Determination of Dissolved Niobium, Tungsten, and Zirconium in Water Matrices by ICP-MS		

¹ Applies to Solid samples only. DRY indicates samples have been dried at 35°C. NA = not applicable.



SDG: 150902-38
 Job: H_URS_WIM-273
 Client Reference:

Location: Stag Brewery
 Customer: AECCOM
 Attention: Gary Marshall

Order Number:
 Report Number: 329713
 Superseded Report:

Test Completion Dates

Lab Sample No(s)	11995368	11995366	11995367	11995371	11995370	11995369	11995372	11995373
Customer Sample Ref.	BH3	BH4	BH5	BH8	BH109	BH110	BH111	DUP01
AGS Ref.								
Depth								
Type	LIQUID	LIQUID	LIQUID	LIQUID	LIQUID	LIQUID	LIQUID	LIQUID
Ammoniacal Nitrogen	08-Sep-2015	08-Sep-2015	07-Sep-2015	08-Sep-2015	08-Sep-2015	08-Sep-2015	08-Sep-2015	08-Sep-2015
Anions by Kone (w)	09-Sep-2015	09-Sep-2015	09-Sep-2015	09-Sep-2015	09-Sep-2015	09-Sep-2015	09-Sep-2015	09-Sep-2015
COD Unfiltered	05-Sep-2015	05-Sep-2015	05-Sep-2015	05-Sep-2015	05-Sep-2015	05-Sep-2015	05-Sep-2015	05-Sep-2015
Dissolved Metals by ICP-MS	09-Sep-2015	09-Sep-2015	09-Sep-2015	09-Sep-2015	09-Sep-2015	08-Sep-2015	09-Sep-2015	09-Sep-2015
Dissolved W, Nb and Zr by ICP-MS	08-Sep-2015	08-Sep-2015	08-Sep-2015	08-Sep-2015	08-Sep-2015	08-Sep-2015	08-Sep-2015	08-Sep-2015
EPH (DRO) (C10-C40) Aqueous (W)	10-Sep-2015	10-Sep-2015	10-Sep-2015	10-Sep-2015	10-Sep-2015	10-Sep-2015	10-Sep-2015	10-Sep-2015
EPH CWG (Aliphatic) Aqueous GC (W)	14-Sep-2015	14-Sep-2015	14-Sep-2015	14-Sep-2015	14-Sep-2015	14-Sep-2015	14-Sep-2015	14-Sep-2015
EPH CWG (Aromatic) Aqueous GC (W)	14-Sep-2015	14-Sep-2015	14-Sep-2015	14-Sep-2015	14-Sep-2015	14-Sep-2015	14-Sep-2015	14-Sep-2015
GRO by GC-FID (W)	04-Sep-2015	04-Sep-2015	04-Sep-2015	04-Sep-2015	04-Sep-2015	04-Sep-2015	04-Sep-2015	08-Sep-2015
Mercury Dissolved	07-Sep-2015	07-Sep-2015	07-Sep-2015	07-Sep-2015	07-Sep-2015	07-Sep-2015	07-Sep-2015	07-Sep-2015
Nitrite by Kone (w)	06-Sep-2015	06-Sep-2015	06-Sep-2015	06-Sep-2015	06-Sep-2015	06-Sep-2015	06-Sep-2015	06-Sep-2015
pH Value	10-Sep-2015	10-Sep-2015	10-Sep-2015	10-Sep-2015	10-Sep-2015	10-Sep-2015	10-Sep-2015	10-Sep-2015
SVOC MS (W) - Aqueous	08-Sep-2015	08-Sep-2015	08-Sep-2015	08-Sep-2015	08-Sep-2015	08-Sep-2015	08-Sep-2015	
Total EPH (aq)	11-Sep-2015	11-Sep-2015	11-Sep-2015	11-Sep-2015	11-Sep-2015	11-Sep-2015	11-Sep-2015	11-Sep-2015
TPH CWG (W)	14-Sep-2015	14-Sep-2015	14-Sep-2015	14-Sep-2015	14-Sep-2015	14-Sep-2015	14-Sep-2015	14-Sep-2015
VOC MS (W)	04-Sep-2015	04-Sep-2015	04-Sep-2015	03-Sep-2015	04-Sep-2015	04-Sep-2015	03-Sep-2015	03-Sep-2015



SDG: 150902-38
 Job: H_URS_WIM-273
 Client Reference:

Location: Stag Brewery
 Customer: AECOM
 Attention: Gary Marshall

Order Number:
 Report Number: 329713
 Superseded Report:

ASSOCIATED AQC DATA

Ammoniacal Nitrogen

Component	Method Code	QC 1224	QC 1233	QC 1270
Ammoniacal Nitrogen as N	TM099	96.0 91.84 : 108.16	102.8 91.84 : 108.16	102.0 91.84 : 108.16

Anions by Kone (w)

Component	Method Code	QC 1236	QC 1219
Chloride	TM184	94.64 : 106.82	94.23 : 107.50
Phosphate (Ortho as PO4)	TM184	96.40 : 108.40	105.6 96.41 : 109.80
Sulphate (soluble)	TM184	99.6 96.47 : 104.74	94.38 : 108.93
TON as NO3	TM184	102.5 93.05 : 112.12	93.93 : 110.49

COD Unfiltered

Component	Method Code	QC 1264	QC 1268	QC 1273
COD	TM107	100.57 95.90 : 102.57	100.19 95.90 : 102.57	99.43 95.90 : 102.57

Dissolved Metals by ICP-MS

Component	Method Code	QC 1270	QC 1278
Aluminium	TM152	106.13 88.58 : 117.87	104.93 88.58 : 117.87
Antimony	TM152	101.73 87.01 : 109.33	101.73 87.01 : 109.33
Arsenic	TM152	102.4 89.45 : 113.51	98.67 89.45 : 113.51
Barium	TM152	102.4 90.47 : 113.85	102.67 90.47 : 113.85
Beryllium	TM152	96.27 84.68 : 120.26	105.6 84.68 : 120.26
Boron	TM152	95.6 82.95 : 121.47	100.13 82.95 : 121.47
Cadmium	TM152	101.47 90.40 : 113.29	103.6 90.40 : 113.29
Chromium	TM152	100.13 90.01 : 114.05	102.53 90.01 : 114.05
Cobalt	TM152	100.67 87.14 : 117.85	100.93 87.14 : 117.85
Copper	TM152	100.67 88.43 : 114.27	103.6 88.43 : 114.27
Lead	TM152	95.33 89.53 : 109.90	96.0 89.53 : 109.90



SDG: 150902-38
 Job: H_URS_WIM-273
 Client Reference:

Location: Stag Brewery
 Customer: AECOM
 Attention: Gary Marshall

Order Number:
 Report Number: 329713
 Superseded Report:

Dissolved Metals by ICP-MS

		QC 1270	QC 1278
Lithium	TM152	97.07 84.32 : 123.11	105.33 84.32 : 123.11
Manganese	TM152	99.87 91.43 : 113.17	103.2 91.43 : 113.17
Molybdenum	TM152	102.13 80.73 : 113.85	101.2 80.73 : 113.85
Nickel	TM152	100.0 87.68 : 113.94	100.53 87.68 : 113.94
Phosphorus	TM152	106.67 86.68 : 118.34	100.8 86.68 : 118.34
Selenium	TM152	101.33 91.03 : 113.34	100.93 91.03 : 113.34
Strontium	TM152	101.07 90.44 : 114.09	102.13 90.44 : 114.09
Tellurium	TM152	104.53 80.93 : 116.91	102.53 80.93 : 116.91
Thallium	TM152	96.13 90.27 : 111.31	96.4 90.27 : 111.31
Tin	TM152	100.27 83.07 : 112.37	100.53 83.07 : 112.37
Titanium	TM152	102.53 92.65 : 111.58	101.87 92.65 : 111.58
Uranium	TM152	92.13 88.60 : 110.35	97.33 88.60 : 110.35
Vanadium	TM152	100.4 88.43 : 116.60	103.07 88.43 : 116.60
Zinc	TM152	99.87 89.84 : 113.06	105.33 89.84 : 113.06

Dissolved W, Nb and Zr by ICP-MS

Component	Method Code	QC 1290
Bismuth	TM283	92.13 66.55 : 123.56
Niobium	TM283	107.6 85.00 : 115.00
Silver	TM283	105.33 81.37 : 112.35
Tungsten	TM283	85.87 85.00 : 115.00
Zirconium	TM283	102.27 85.00 : 115.00

EPH (DRO) (C10-C40) Aqueous (W)

Component	Method Code	QC 1208	QC 1212
EPH (DRO) (C10-C40)	TM172	96.5 59.22 : 112.78	77.0 59.47 : 106.15

EPH CWG (Aliphatic) Aqueous GC (W)



SDG: 150902-38
 Job: H_URS_WIM-273
 Client Reference:

Location: Stag Brewery
 Customer: AECOM
 Attention: Gary Marshall

Order Number:
 Report Number: 329713
 Superseded Report:

EPH CWG (Aliphatic) Aqueous GC (W)

Component	Method Code	QC 1219
Total Aliphatics >C12-C35	TM174	79.17 66.67 : 110.42

EPH CWG (Aromatic) Aqueous GC (W)

Component	Method Code	QC 1220
Total Aromatics >EC12-EC35	TM174	88.67 63.00 : 121.00

GRO by GC-FID (W)

Component	Method Code	QC 1199	QC 1175	QC 1286
Benzene by GC	TM245	95.5 76.72 : 118.62	104.5 79.00 : 121.00	90.0 77.50 : 122.50
Ethylbenzene by GC	TM245	90.0 74.74 : 116.76	104.0 79.00 : 121.00	87.5 77.50 : 122.50
m & p Xylene by GC	TM245	89.75 73.06 : 114.58	103.5 79.00 : 121.00	87.75 77.50 : 122.50
MTBE GC-FID	TM245	98.5 80.00 : 121.03	108.0 79.00 : 121.00	92.0 77.50 : 122.50
o Xylene by GC	TM245	90.0 70.00 : 130.00	103.0 79.00 : 121.00	87.5 77.50 : 122.50
QC	TM245	101.89 70.00 : 130.00	104.28 79.00 : 121.00	102.19 74.88 : 125.54
Toluene by GC	TM245	92.0 79.35 : 119.27	105.0 79.00 : 121.00	88.5 77.50 : 122.50

Mercury Dissolved

Component	Method Code	QC 1262	QC 1200
Mercury Dissolved (CVAF)	TM183	98.5 73.51 : 120.83	95.5 73.51 : 120.83

pH Value

Component	Method Code	QC 1201	QC 1215
pH	TM256	101.08 99.20 : 102.85	100.54 99.37 : 102.65

SVOC MS (W) - Aqueous



SDG: 150902-38
 Job: H_URS_WIM-273
 Client Reference:

Location: Stag Brewery
 Customer: AECOM
 Attention: Gary Marshall

Order Number:
 Report Number: 329713
 Superseded Report:

SVOC MS (W) - Aqueous

Component	Method Code	QC 1208	QC 1247
4-Bromophenylphenylether	TM176	87.2 55.04 : 128.00	82.4 65.62 : 120.95
Benzo(a)anthracene	TM176	87.2 52.64 : 123.68	82.4 62.83 : 114.26
Benzo(a)pyrene	TM176	79.68 49.60 : 114.40	80.8 54.19 : 105.67
Butylbenzyl phthalate	TM176	93.6 49.04 : 127.76	82.4 45.10 : 118.90
Hexachlorobutadiene	TM176	77.52 42.80 : 108.20	61.28 43.12 : 110.32
Naphthalene	TM176	92.0 47.20 : 116.80	85.6 69.48 : 118.94
Nitrobenzene	TM176	88.8 58.70 : 110.90	79.52 69.13 : 107.62
Phenol	TM176	50.08 30.25 : 79.75	49.12 30.92 : 74.19

VOC MS (W)

Component	Method Code	QC 1188	QC 1162
1,1,1,2-Tetrachloroethane	TM208	91.0 84.25 : 114.84	94.5 87.29 : 112.22
1,1,1-Trichloroethane	TM208	90.0 84.67 : 111.97	91.5 83.02 : 113.68
1,1-Dichloroethane	TM208	93.5 80.19 : 121.45	95.0 77.85 : 123.56
1,2-Dichloroethane	TM208	94.0 77.68 : 127.05	96.5 80.96 : 124.37
2-Chlorotoluene	TM208	91.0 85.81 : 116.77	96.5 84.42 : 112.35
4-Chlorotoluene	TM208	92.0 87.22 : 115.45	96.5 88.70 : 113.67
Benzene	TM208	91.0 82.30 : 120.49	95.0 85.85 : 118.22
Bromomethane	TM208	101.0 76.16 : 123.35	103.0 78.68 : 126.84
Carbontetrachloride	TM208	93.0 83.96 : 117.98	93.5 82.06 : 117.49
Chlorobenzene	TM208	93.0 85.75 : 114.88	97.5 77.50 : 122.50
Chloroform	TM208	95.0 84.84 : 119.97	100.0 77.50 : 122.50
Chloromethane	TM208	117.5 53.63 : 141.38	113.0 64.99 : 145.80
Cis-1,2-Dichloroethene	TM208	104.0 81.65 : 120.44	108.0 82.70 : 120.11
Dichloromethane	TM208	94.0 79.31 : 122.56	99.5 80.45 : 125.21
Ethylbenzene	TM208	89.5 80.74 : 110.74	90.0 81.00 : 111.00
Hexachlorobutadiene	TM208	98.5 68.91 : 121.59	99.0 79.39 : 111.07
o-Xylene	TM208	91.0 85.43 : 113.21	95.0 84.32 : 113.42



SDG: 150902-38
Job: H_URS_WIM-273
Client Reference:

Location: Stag Brewery
Customer: AECOM
Attention: Gary Marshall

Order Number:
Report Number: 329713
Superseded Report:

VOC MS (W)

		QC 1188	QC 1162
p/m-Xylene	TM208	89.25 80.94 : 113.51	92.75 82.25 : 112.25
Tert-butyl methyl ether	TM208	98.0 59.77 : 129.51	93.0 76.57 : 125.98
Tetrachloroethene	TM208	91.0 83.21 : 115.40	93.5 84.88 : 110.14
Toluene	TM208	90.0 86.02 : 114.04	93.0 85.71 : 113.18
Trichloroethene	TM208	91.0 83.50 : 113.50	94.0 87.32 : 112.88
Vinyl Chloride	TM208	92.5 63.71 : 124.88	88.0 67.57 : 130.24

The above information details the reference name of the analytical quality control sample (AQC) that has been run with the samples contained in this report for the different methods of analysis.

The figure detailed is the percentage recovery result for the AQC.

The subscript numbers below are the percentage recovery lower control limit (LCL) and the upper control limit (UCL). The percentage recovery result for the AQC should be between these limits to be statistically in control.



SDG: 150902-38
Job: H_URS_WIM-273
Client Reference:

Location: Stag Brewery
Customer: AECOM
Attention: Gary Marshall

Order Number:
Report Number: 329713
Superseded Report:

Chromatogram

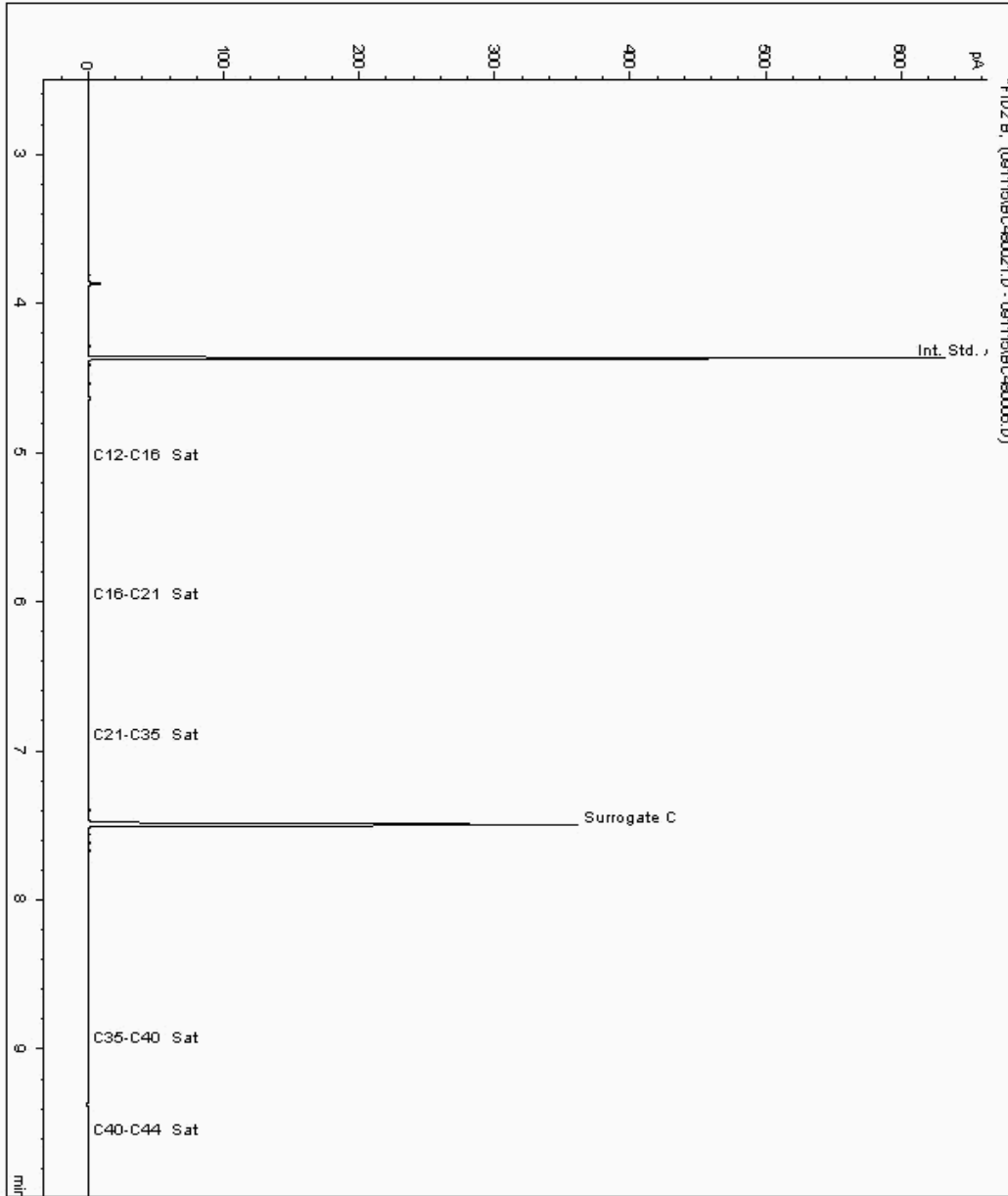
Analysis: EPH CWG (Aliphatic) Aqueous GC (W)

Sample No : 12041687
Sample ID : BH109

Depth :

Alcontrol/Geochem Analytical Services
Speciated TPH - SATS (C12 - C40)

Sample Identity: 11416099-
Date Acquired : 11/09/2015 21:08:44 PM
Units : ppb
Dilution :
CF : 1
Multiplier : 0.008





SDG: 150902-38
Job: H_URS_WIM-273
Client Reference:

Location: Stag Brewery
Customer: AECOM
Attention: Gary Marshall

Order Number:
Report Number: 329713
Superseded Report:

Chromatogram

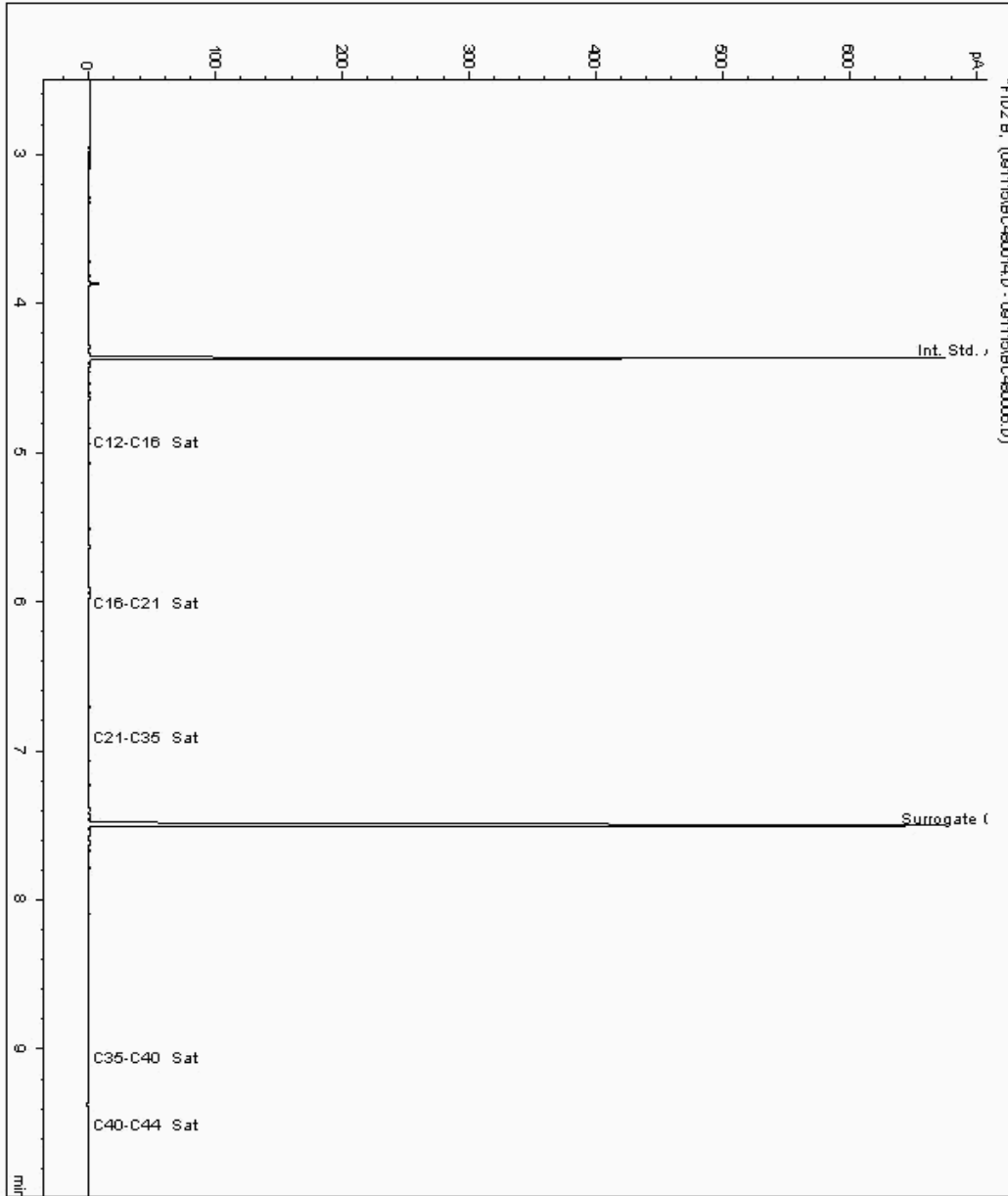
Analysis: EPH CWG (Aliphatic) Aqueous GC (W)

Sample No : 12041693
Sample ID : BH111

Depth :

Alcontrol/Geochem Analytical Services
Speciated TPH - SATS (C12 - C40)

Sample Identity: 11416113-
Date Acquired : 11/09/2015 18:56:51 PM
Units : ppb
Dilution :
CF : 1
Multiplier : 0.008





SDG: 150902-38
Job: H_URS_WIM-273
Client Reference:

Location: Stag Brewery
Customer: AECOM
Attention: Gary Marshall

Order Number:
Report Number: 329713
Superseded Report:

Chromatogram

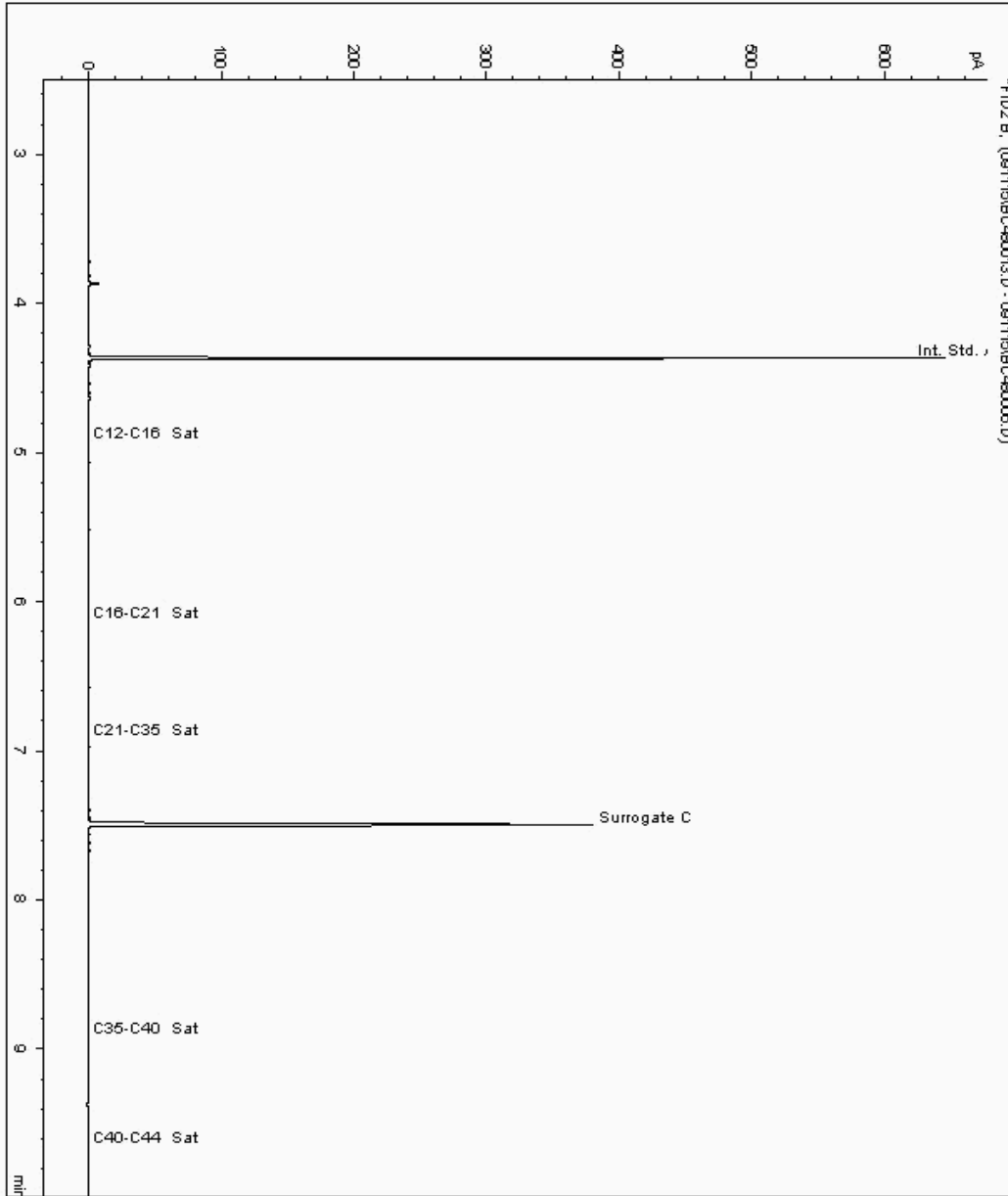
Analysis: EPH CWG (Aliphatic) Aqueous GC (W)

Sample No : 12041696
Sample ID : DUP01

Depth :

Alcontrol/Geochem Analytical Services
Speciated TPH - SATS (C12 - C40)

Sample Identity: 11416120-
Date Acquired : 11/09/2015 18:38:02 PM
Units : ppb
Dilution :
CF : 1
Multiplier : 0.008





SDG: 150902-38
Job: H_URS_WIM-273
Client Reference:

Location: Stag Brewery
Customer: AECOM
Attention: Gary Marshall

Order Number:
Report Number: 329713
Superseded Report:

Chromatogram

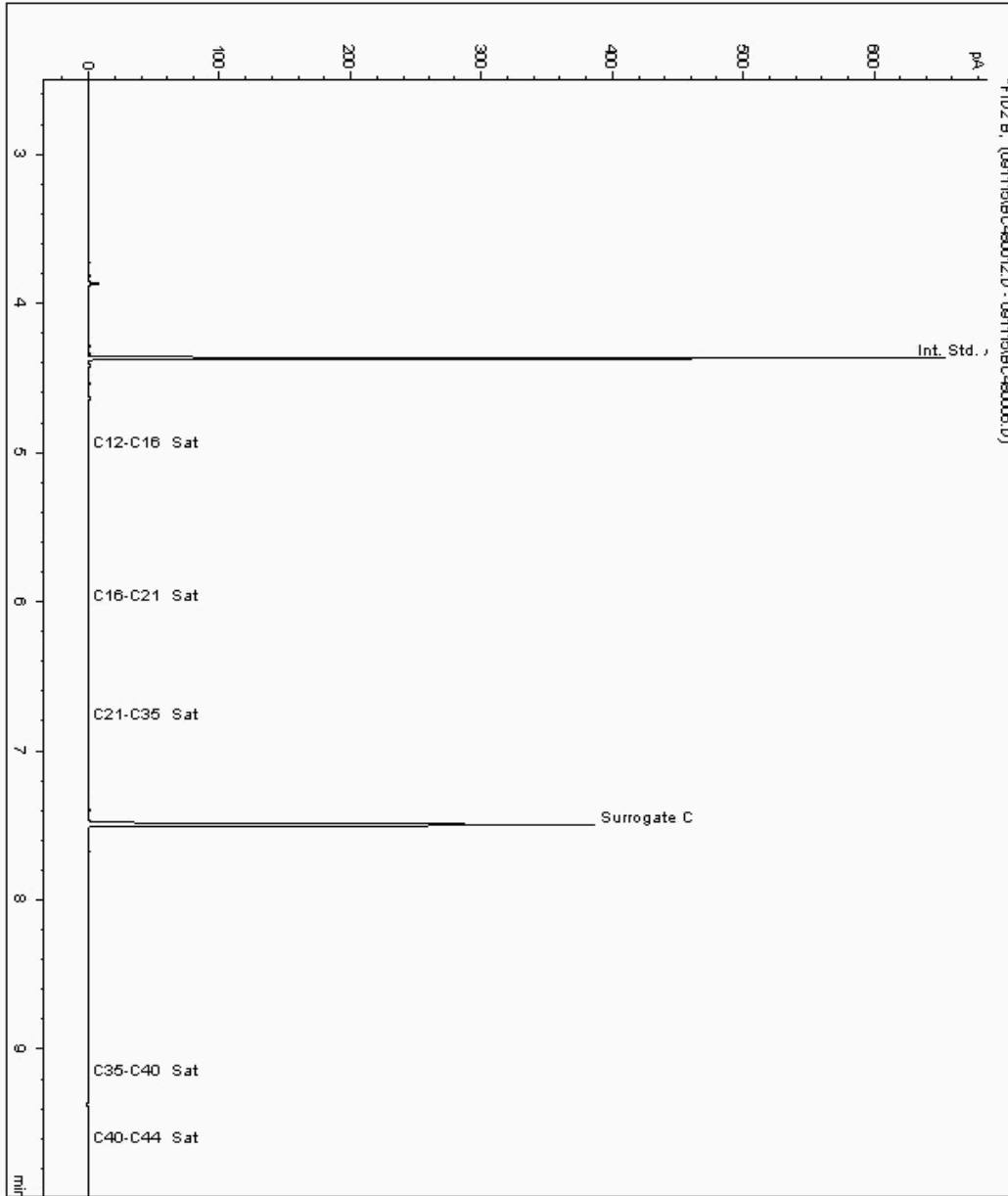
Analysis: EPH CWG (Aliphatic) Aqueous GC (W)

Sample No : 12041700
Sample ID : BH110

Depth :

Alcontrol/Geochem Analytical Services
Speciated TPH - SATS (C12 - C40)

Sample Identity: 11416094-
Date Acquired : 11/09/2015 18:19:01 PM
Units : ppb
Dilution :
CF : 1
Multiplier : 0.008





SDG: 150902-38
Job: H_URS_WIM-273
Client Reference:

Location: Stag Brewery
Customer: AECOM
Attention: Gary Marshall

Order Number:
Report Number: 329713
Superseded Report:

Chromatogram

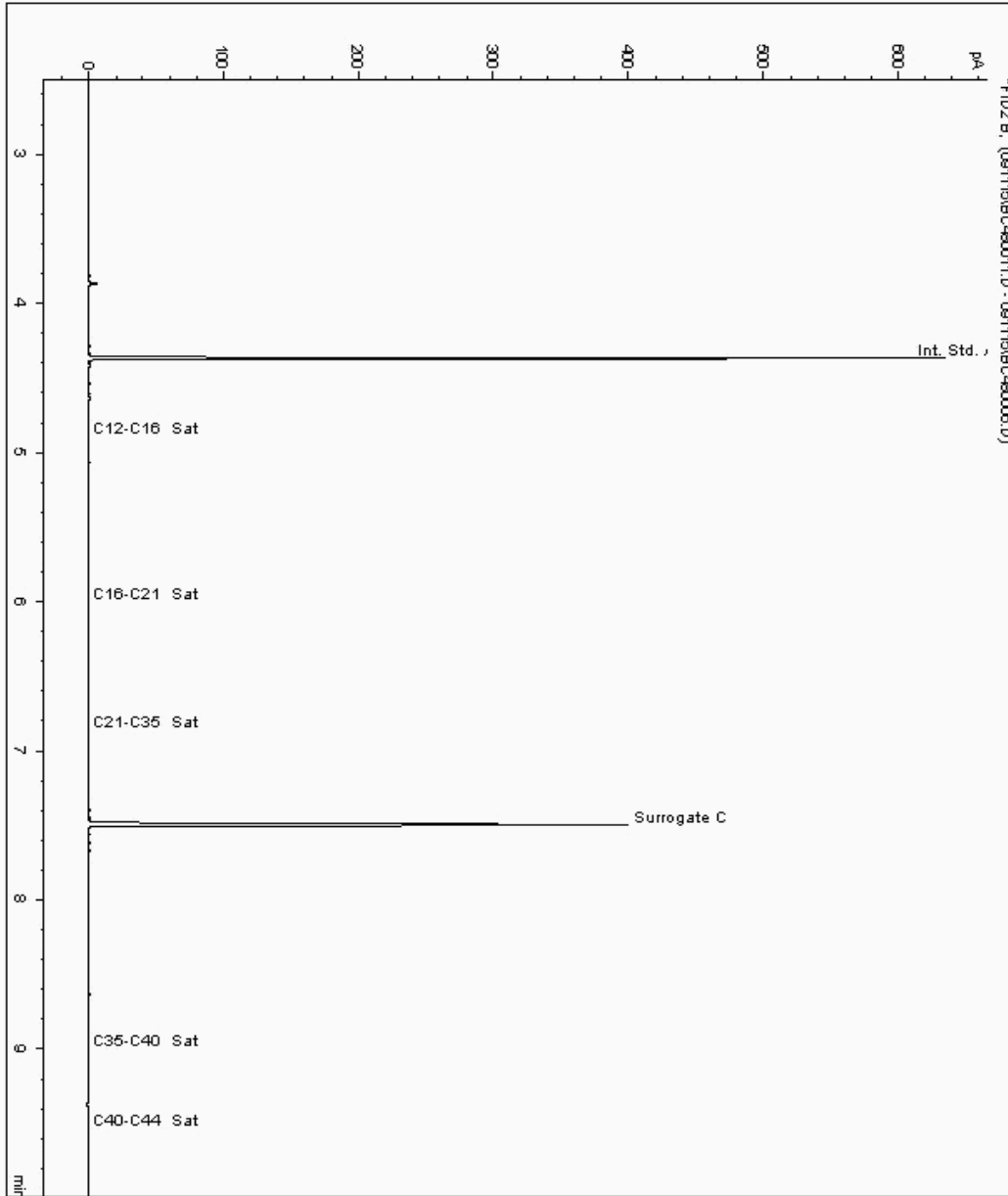
Analysis: EPH CWG (Aliphatic) Aqueous GC (W)

Sample No : 12041705
Sample ID : BH8

Depth :

Alcontrol/Geochem Analytical Services
Speciated TPH - SATS (C12 - C40)

Sample Identity: 11416104-
Date Acquired : 11/09/2015 18:00:15 PM
Units : ppb
Dilution :
CF : 1
Multiplier : 0.008





SDG: 150902-38
Job: H_URS_WIM-273
Client Reference:

Location: Stag Brewery
Customer: AECOM
Attention: Gary Marshall

Order Number:
Report Number: 329713
Superseded Report:

Chromatogram

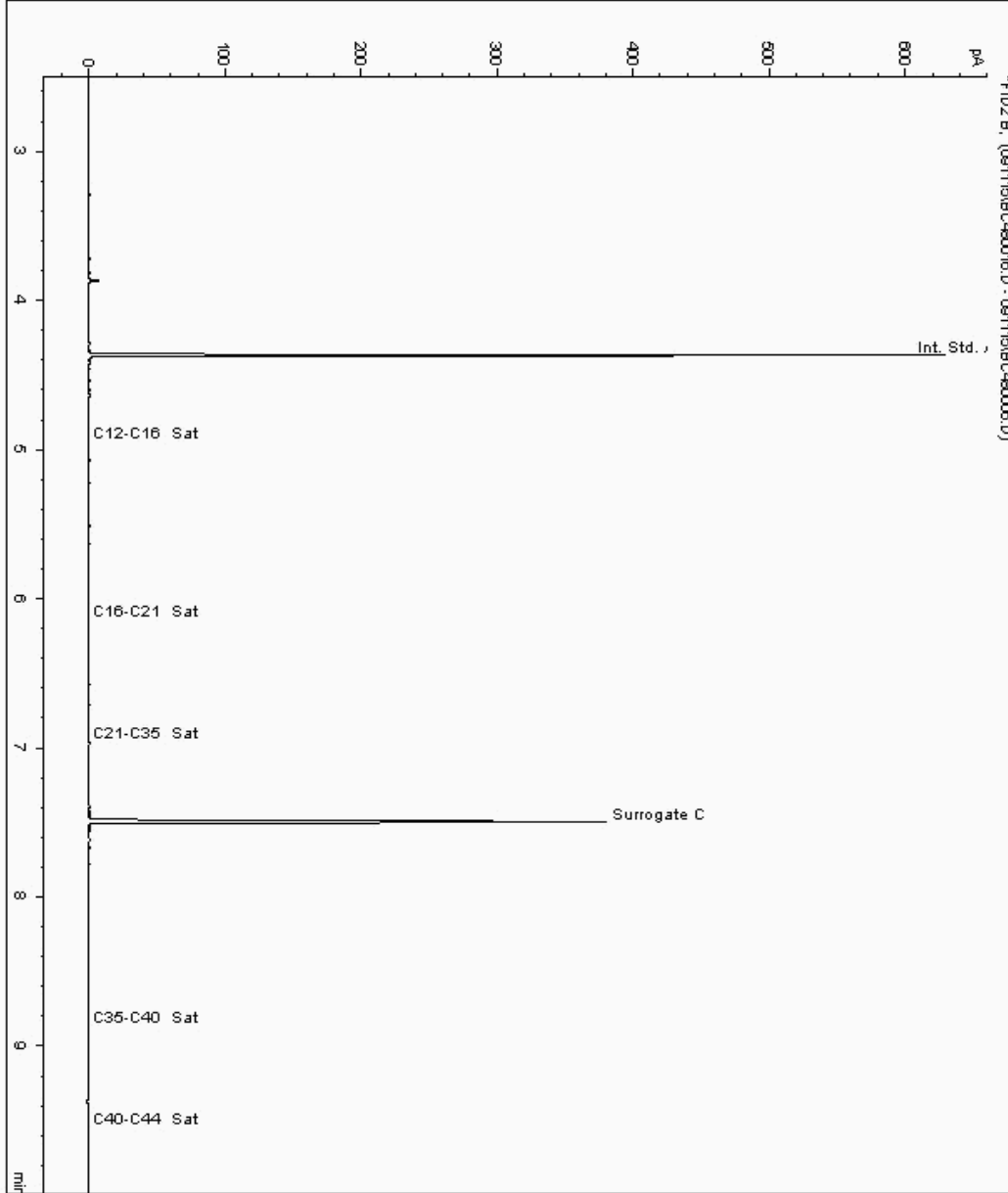
Analysis: EPH CWG (Aliphatic) Aqueous GC (W)

Sample No : 12041823
Sample ID : BH4

Depth :

Alcontrol/Geochem Analytical Services
Speciated TPH - SATS (C12 - C40)

Sample Identity: 11416073-
Date Acquired : 11/09/2015 19:34:23 PM
Units : ppb
Dilution :
CF : 1
Multiplier : 0.008





SDG: 150902-38
Job: H_URS_WIM-273
Client Reference:

Location: Stag Brewery
Customer: AECOM
Attention: Gary Marshall

Order Number:
Report Number: 329713
Superseded Report:

Chromatogram

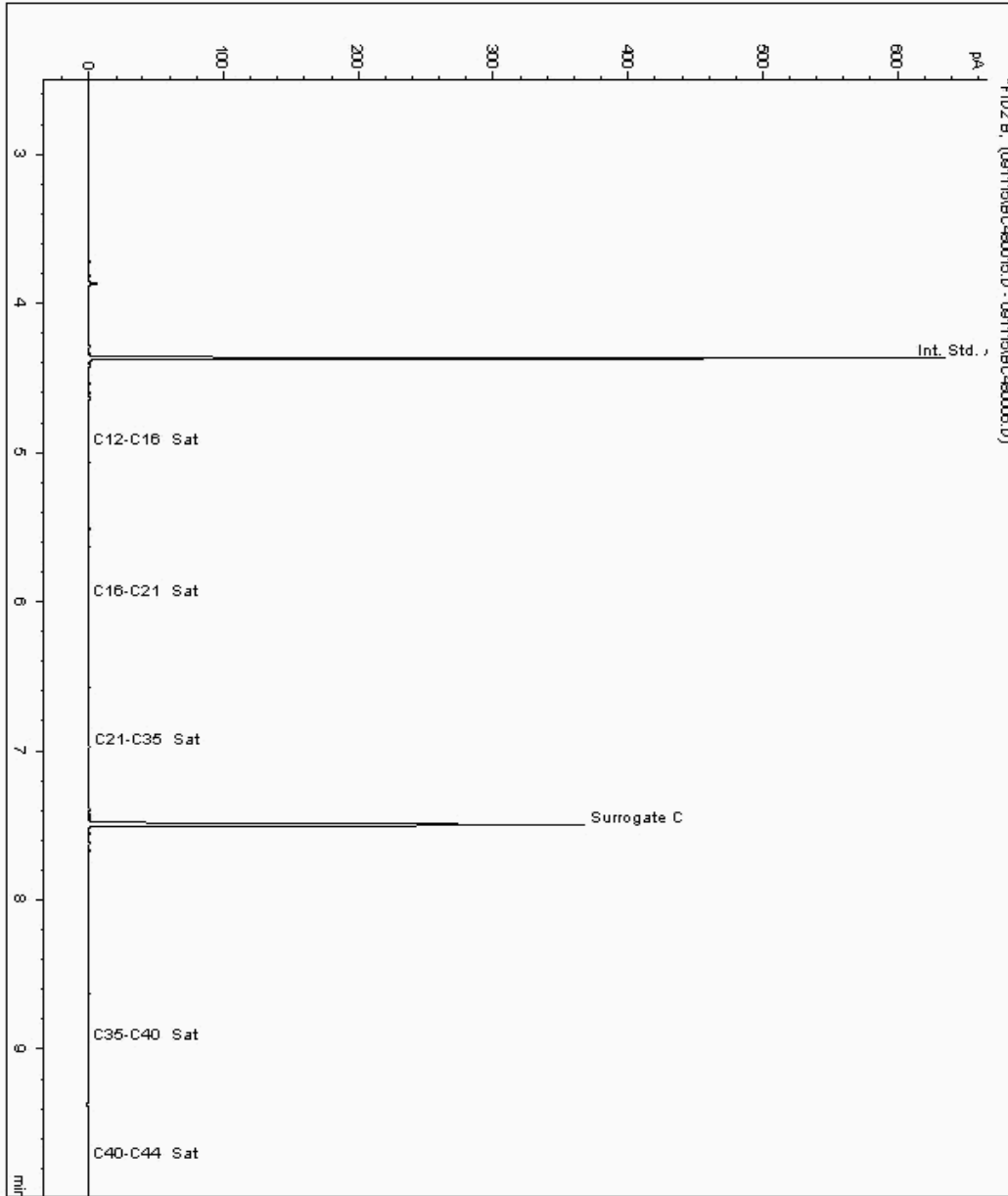
Analysis: EPH CWG (Aliphatic) Aqueous GC (W)

Sample No : 12041835
Sample ID : BH3

Depth :

Alcontrol/Geochem Analytical Services
Speciated TPH - SATS (C12 - C40)

Sample Identity: 11416089-
Date Acquired : 11/09/2015 19:15:37 PM
Units : ppb
Dilution :
CF : 1
Multiplier : 0.008





SDG: 150902-38
Job: H_URS_WIM-273
Client Reference:

Location: Stag Brewery
Customer: AECOM
Attention: Gary Marshall

Order Number:
Report Number: 329713
Superseded Report:

Chromatogram

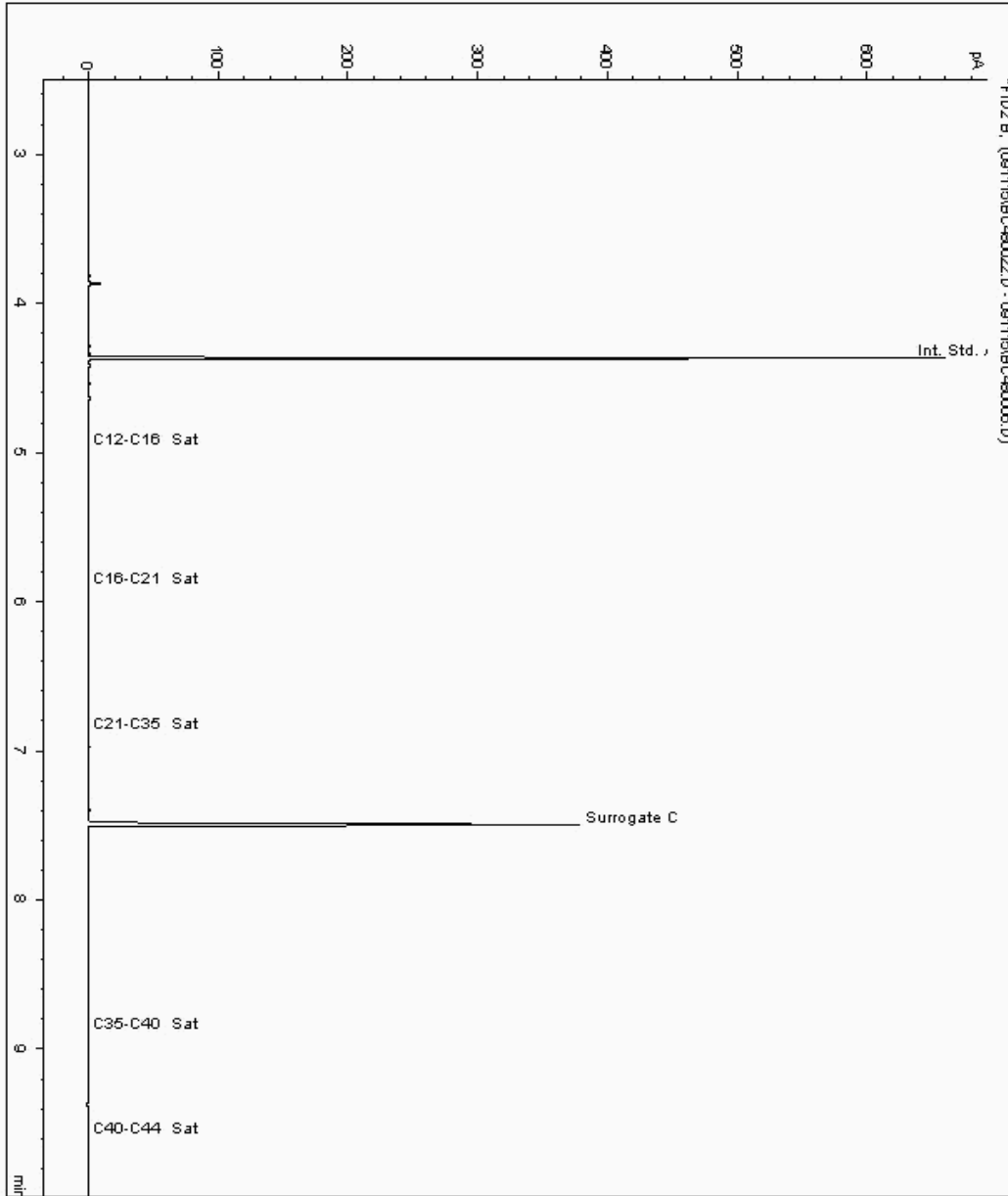
Analysis: EPH CWG (Aliphatic) Aqueous GC (W)

Sample No : 12041844
Sample ID : BH5

Depth :

Alcontrol/Geochem Analytical Services
Speciated TPH - SATS (C12 - C40)

Sample Identity: 11416079-
Date Acquired : 11/09/2015 21:27:30 PM
Units : ppb
Dilution :
CF : 1
Multiplier : 0.008





SDG: 150902-38
Job: H_URS_WIM-273
Client Reference:

Location: Stag Brewery
Customer: AECOM
Attention: Gary Marshall

Order Number:
Report Number: 329713
Superseded Report:

Chromatogram


Analysis: EPH CWG (Aromatic) Aqueous GC (W)

Sample No : 12041687
Sample ID : BH109

Depth :

Alcontrol/Geochem Analytical Services
Speciated TPH - AROM (C12 - C40)

Sample Identity: 11416100-
Date Acquired : 11/09/2015 21:08:44 PM
Units : ppb
Dilution :
CF : 1
Multiplier : 0.008





SDG: 150902-38
Job: H_URS_WIM-273
Client Reference:

Location: Stag Brewery
Customer: AECOM
Attention: Gary Marshall

Order Number:
Report Number: 329713
Superseded Report:

Chromatogram


Analysis: EPH CWG (Aromatic) Aqueous GC (W)

Sample No : 12041693
Sample ID : BH111

Depth :

Alcontrol/Geochem Analytical Services
Speciated TPH - AROM (C12 - C40)

Sample Identity: 11416114-
Date Acquired : 11/09/2015 18:56:50 PM
Units : ppb
Dilution :
CF : 1
Multiplier : 0.008





SDG: 150902-38
Job: H_URS_WIM-273
Client Reference:

Location: Stag Brewery
Customer: AECOM
Attention: Gary Marshall

Order Number:
Report Number: 329713
Superseded Report:

Chromatogram


Analysis: EPH CWG (Aromatic) Aqueous GC (W)

Sample No : 12041696
Sample ID : DUP01

Depth :

Alcontrol/Geochem Analytical Services
Speciated TPH - AROM (C12 - C40)

Sample Identity: 11416121-
Date Acquired : 11/09/2015 18:38:02 PM
Units : ppb
Dilution :
CF : 1
Multiplier : 0.008





SDG: 150902-38
Job: H_URS_WIM-273
Client Reference:

Location: Stag Brewery
Customer: AECOM
Attention: Gary Marshall

Order Number:
Report Number: 329713
Superseded Report:

Chromatogram


Analysis: EPH CWG (Aromatic) Aqueous GC (W)

Sample No : 12041700
Sample ID : BH110

Depth :

Alcontrol/Geochem Analytical Services
Speciated TPH - AROM (C12 - C40)

Sample Identity: 11416095-
Date Acquired : 11/09/2015 18:19:02 PM
Units : ppb
Dilution :
CF : 1
Multiplier : 0.008





SDG: 150902-38
Job: H_URS_WIM-273
Client Reference:

Location: Stag Brewery
Customer: AECOM
Attention: Gary Marshall

Order Number:
Report Number: 329713
Superseded Report:

Chromatogram


Analysis: EPH CWG (Aromatic) Aqueous GC (W)

Sample No : 12041705
Sample ID : BH8

Depth :

Alcontrol/Geochem Analytical Services
Speciated TPH - AROM (C12 - C40)

Sample Identity: 11416105-
Date Acquired : 11/09/2015 18:00:16 PM
Units : ppb
Dilution :
CF : 1
Multiplier : 0.008





SDG: 150902-38
Job: H_URS_WIM-273
Client Reference:

Location: Stag Brewery
Customer: AECOM
Attention: Gary Marshall

Order Number:
Report Number: 329713
Superseded Report:

Chromatogram


Analysis: EPH CWG (Aromatic) Aqueous GC (W)

Sample No : 12041823
Sample ID : BH4

Depth :

Alcontrol/Geochem Analytical Services
Speciated TPH - AROM (C12 - C40)

Sample Identity: 11416074-
Date Acquired : 11/09/2015 19:34:23 PM
Units : ppb
Dilution :
CF : 1
Multiplier : 0.008





SDG: 150902-38
Job: H_URS_WIM-273
Client Reference:

Location: Stag Brewery
Customer: AECOM
Attention: Gary Marshall

Order Number:
Report Number: 329713
Superseded Report:

Chromatogram

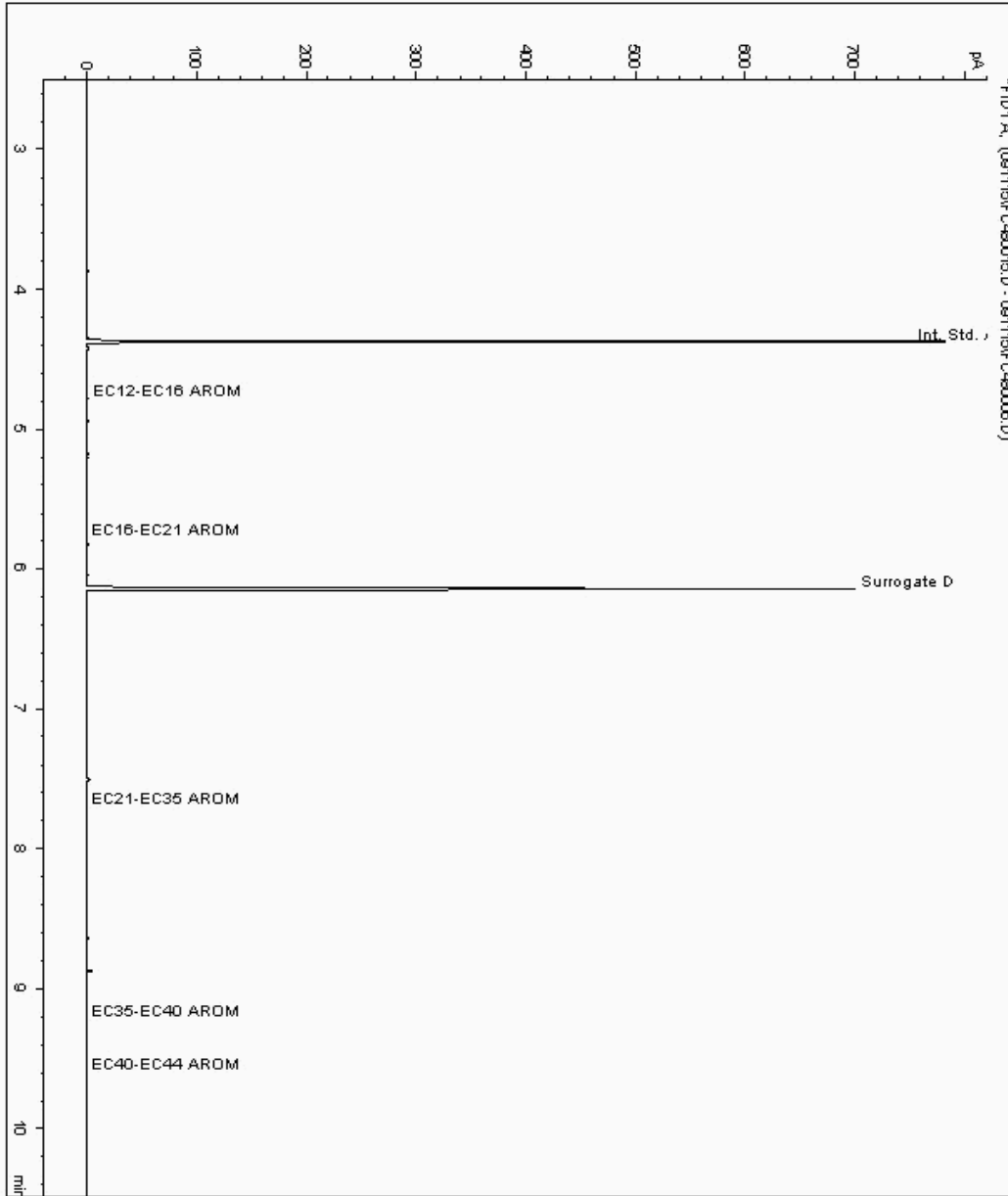
Analysis: EPH CWG (Aromatic) Aqueous GC (W)

Sample No : 12041835
Sample ID : BH3

Depth :

Alcontrol/Geochem Analytical Services
Speciated TPH - AROM (C12 - C40)

Sample Identity: 11416090-
Date Acquired : 11/09/2015 19:15:37 PM
Units : ppb
Dilution :
CF : 1
Multiplier : 0.008





SDG: 150902-38
Job: H_URS_WIM-273
Client Reference:

Location: Stag Brewery
Customer: AECOM
Attention: Gary Marshall

Order Number:
Report Number: 329713
Superseded Report:

Chromatogram


Analysis: EPH CWG (Aromatic) Aqueous GC (W)

Sample No : 12041844
Sample ID : BH5

Depth :

Alcontrol/Geochem Analytical Services
Speciated TPH - AROM (C12 - C40)

Sample Identity: 11416080-
Date Acquired : 11/09/2015 21:27:30 PM
Units : ppb
Dilution :
CF : 1
Multiplier : 0.008





SDG: 150902-38
Job: H_URS_WIM-273
Client Reference:

Location: Stag Brewery
Customer: AECOM
Attention: Gary Marshall

Order Number:
Report Number: 329713
Superseded Report:

Chromatogram

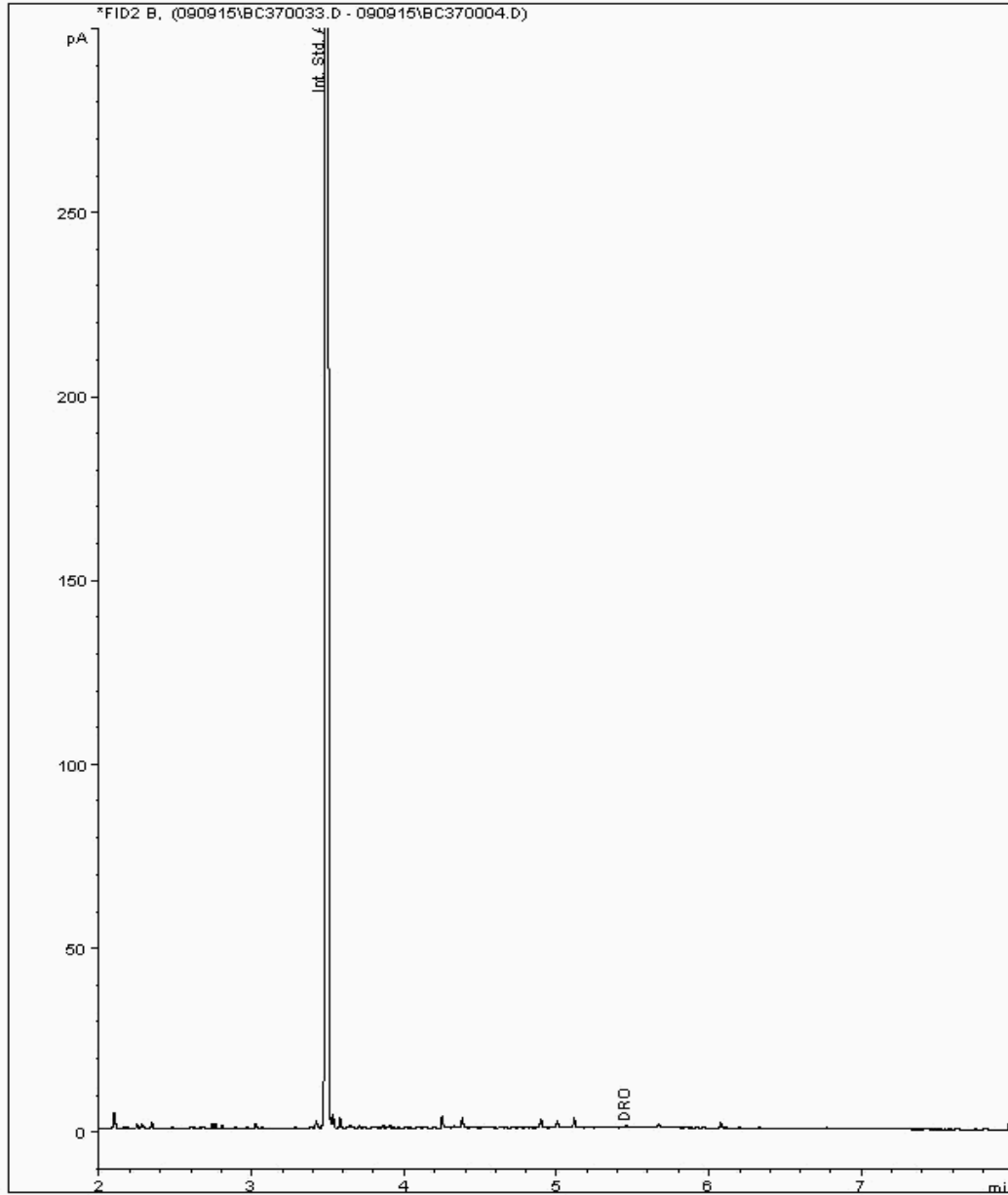
Analysis: EPH (DRO) (C10-C40) Aqueous (W)

Sample No : 12010785
Sample ID : BH8

Depth :

Alcontrol/Geochem Analytical Services
EPH Range Organics (C10 - C40)

Sample Identity: 11378749-
Date Acquired : 10/09/2015 03:40:25 PM
Units : mg/l





SDG: 150902-38
Job: H_URS_WIM-273
Client Reference:

Location: Stag Brewery
Customer: AECOM
Attention: Gary Marshall

Order Number:
Report Number: 329713
Superseded Report:

Chromatogram


Analysis: EPH (DRO) (C10-C40) Aqueous (W)

Sample No : 12010813
Sample ID : DUP01

Depth :

Alcontrol/Geochem Analytical Services
EPH Range Organics (C10 - C40)

Sample Identity: 11378785-
Date Acquired : 10/09/2015 02:56:26 PM
Units : mg/l





SDG: 150902-38
Job: H_URS_WIM-273
Client Reference:

Location: Stag Brewery
Customer: AECOM
Attention: Gary Marshall

Order Number:
Report Number: 329713
Superseded Report:

Chromatogram

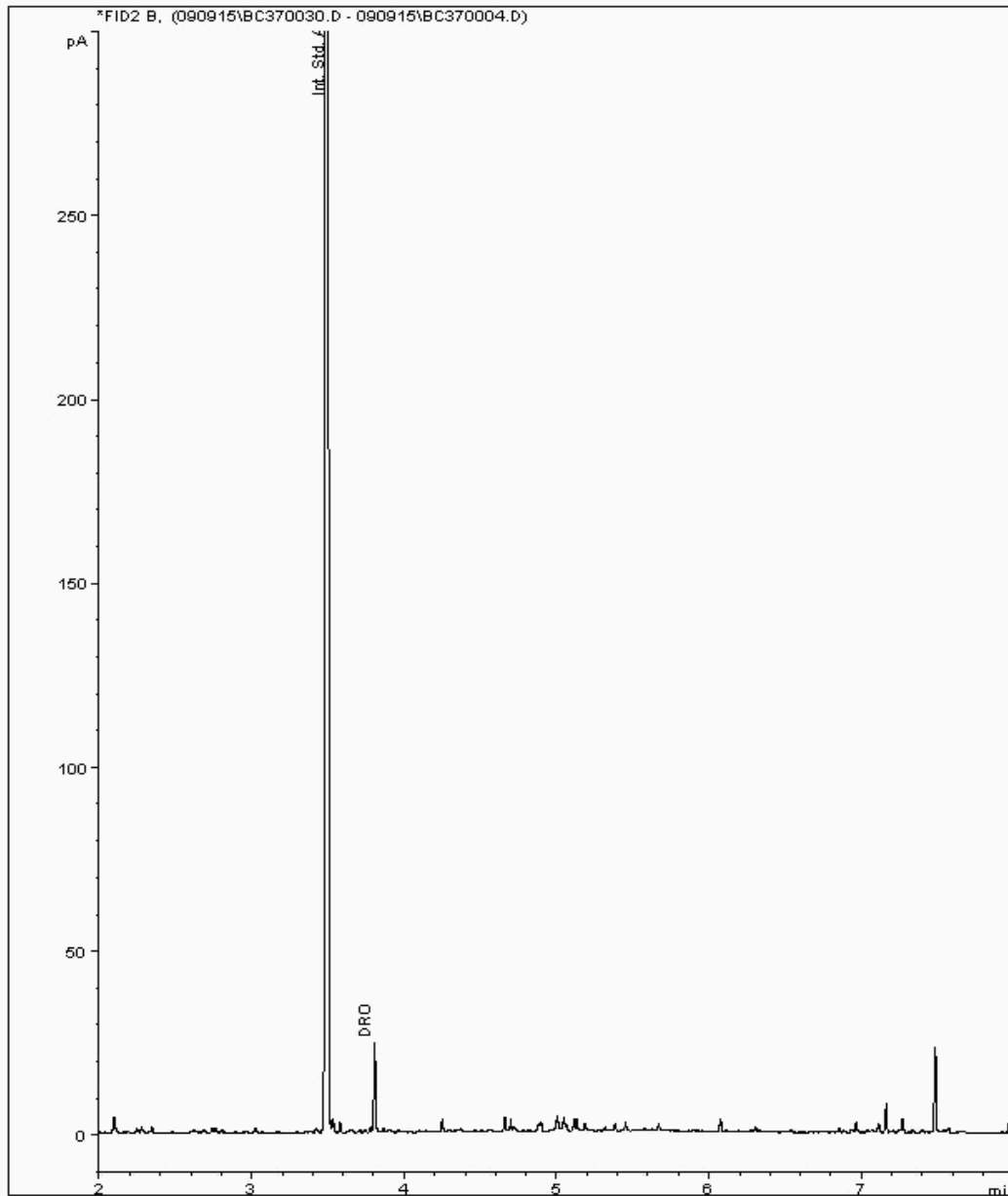
Analysis: EPH (DRO) (C10-C40) Aqueous (W)

Sample No : 12010836
Sample ID : BH111

Depth :

Alcontrol/Geochem Analytical Services
EPH Range Organics (C10 - C40)

Sample Identity: 11378767-
Date Acquired : 10/09/2015 02:34:21 PM
Units : mg/l





SDG: 150902-38
Job: H_URS_WIM-273
Client Reference:

Location: Stag Brewery
Customer: AECOM
Attention: Gary Marshall

Order Number:
Report Number: 329713
Superseded Report:

Chromatogram

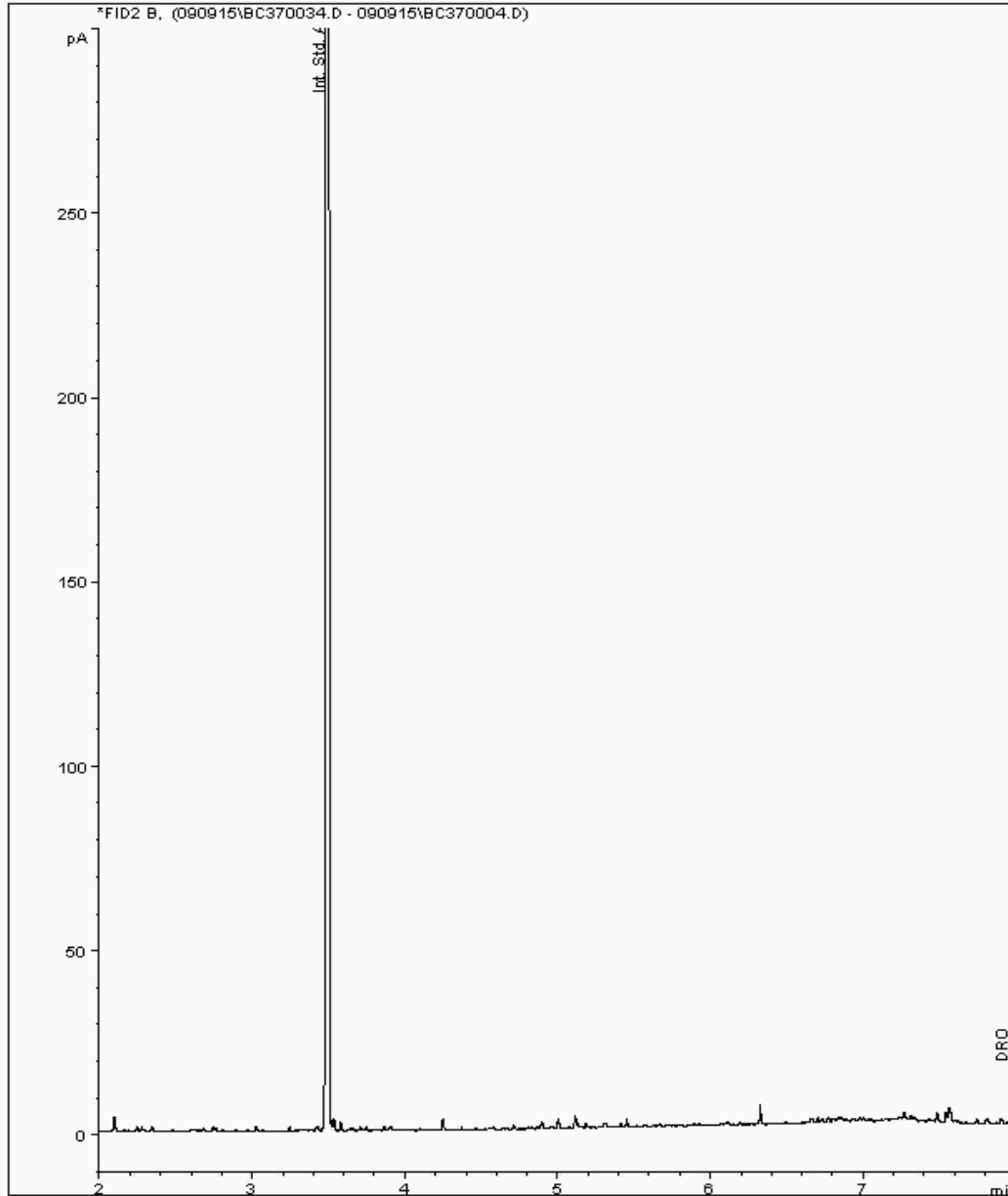
Analysis: EPH (DRO) (C10-C40) Aqueous (W)

Sample No : 12010862
Sample ID : BH109

Depth :

Alcontrol/Geochem Analytical Services
EPH Range Organics (C10 - C40)

Sample Identity: 11378728-
Date Acquired : 10/09/2015 04:02:28 PM
Units : mg/l





SDG: 150902-38
Job: H_URS_WIM-273
Client Reference:

Location: Stag Brewery
Customer: AECOM
Attention: Gary Marshall

Order Number:
Report Number: 329713
Superseded Report:

Chromatogram

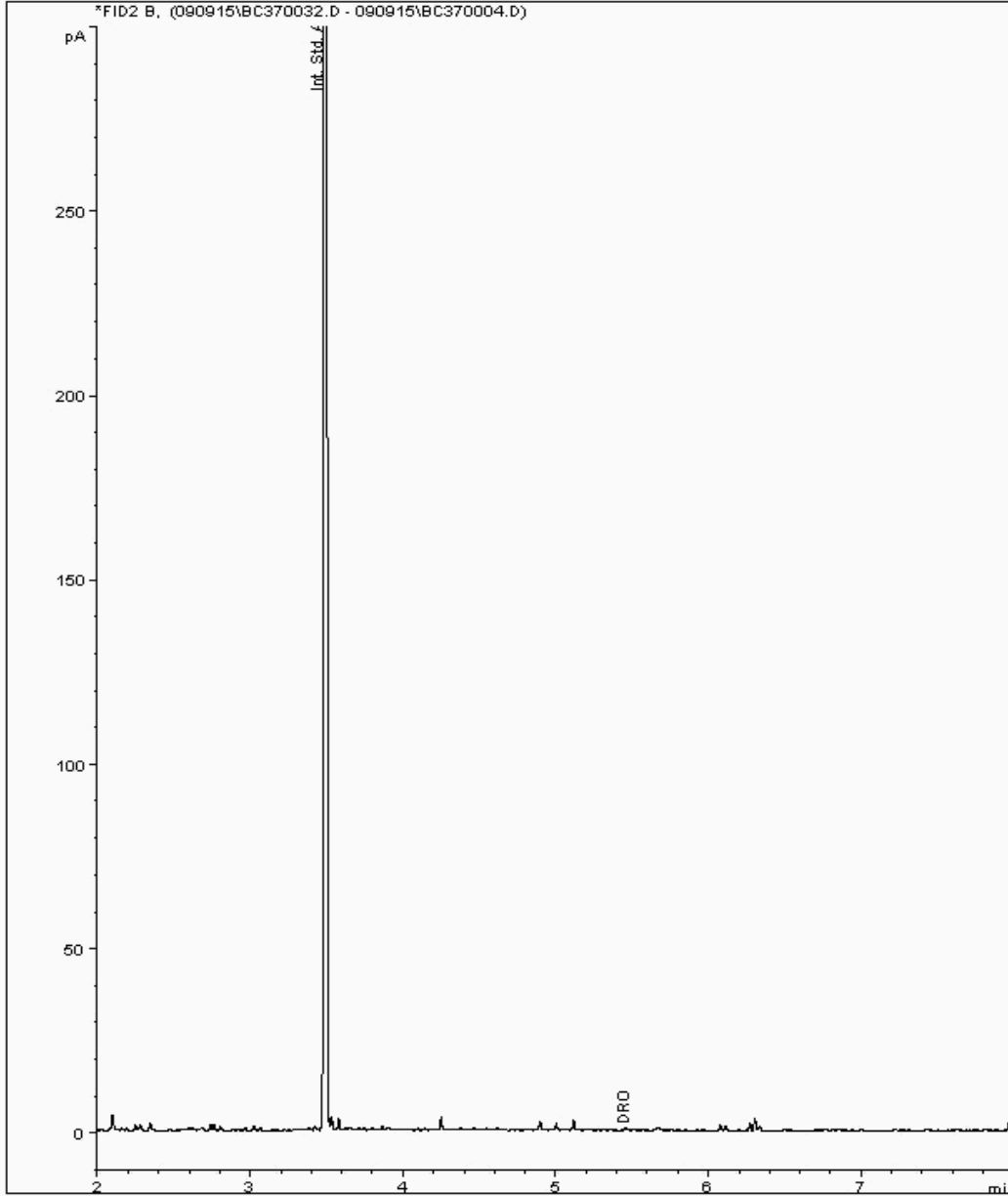
Analysis: EPH (DRO) (C10-C40) Aqueous (W)

Sample No : 12010877
Sample ID : BH110

Depth :

Alcontrol/Geochem Analytical Services
EPH Range Organics (C10 - C40)

Sample Identity: 11378714-
Date Acquired : 10/09/2015 03:18:35 PM
Units : mg/l





SDG: 150902-38
Job: H_URS_WIM-273
Client Reference:

Location: Stag Brewery
Customer: AECOM
Attention: Gary Marshall

Order Number:
Report Number: 329713
Superseded Report:

Chromatogram


Analysis: EPH (DRO) (C10-C40) Aqueous (W)

Sample No : 12012900
Sample ID : BH5

Depth :

Alcontrol/Geochem Analytical Services
EPH Range Organics (C10 - C40)

Sample Identity: 11378677-
Date Acquired : 10/09/2015 06:59:22 PM
Units : mg/l





SDG: 150902-38
Job: H_URS_WIM-273
Client Reference:

Location: Stag Brewery
Customer: AECOM
Attention: Gary Marshall

Order Number:
Report Number: 329713
Superseded Report:

Chromatogram

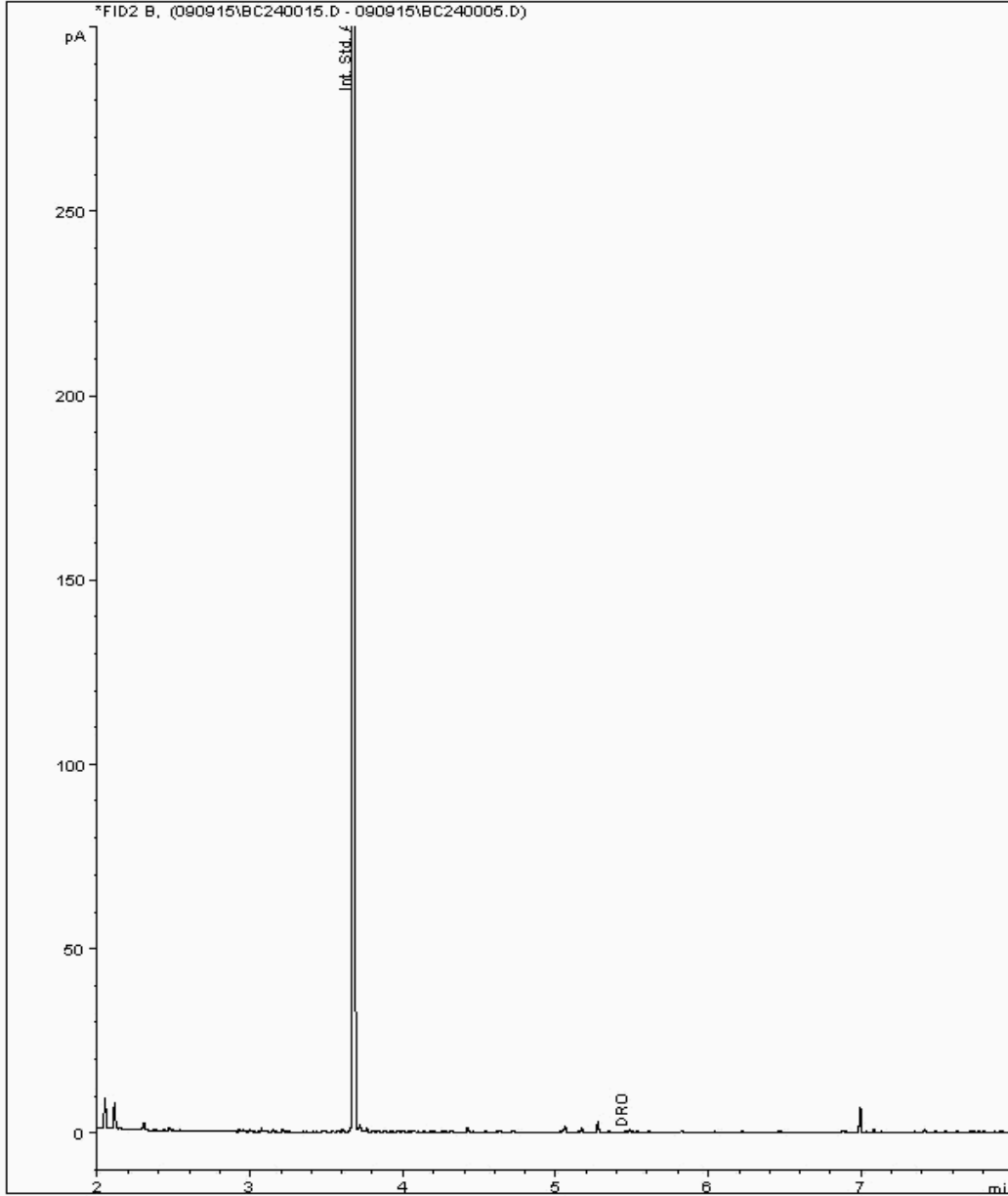
Analysis: EPH (DRO) (C10-C40) Aqueous (W)

Sample No : 12012997
Sample ID : BH3

Depth :

Alcontrol/Geochem Analytical Services
EPH Range Organics (C10 - C40)

Sample Identity: 11378700-
Date Acquired : 09/09/2015 21:21:25 PM
Units : mg/l





SDG: 150902-38
Job: H_URS_WIM-273
Client Reference:

Location: Stag Brewery
Customer: AECOM
Attention: Gary Marshall

Order Number:
Report Number: 329713
Superseded Report:

Chromatogram

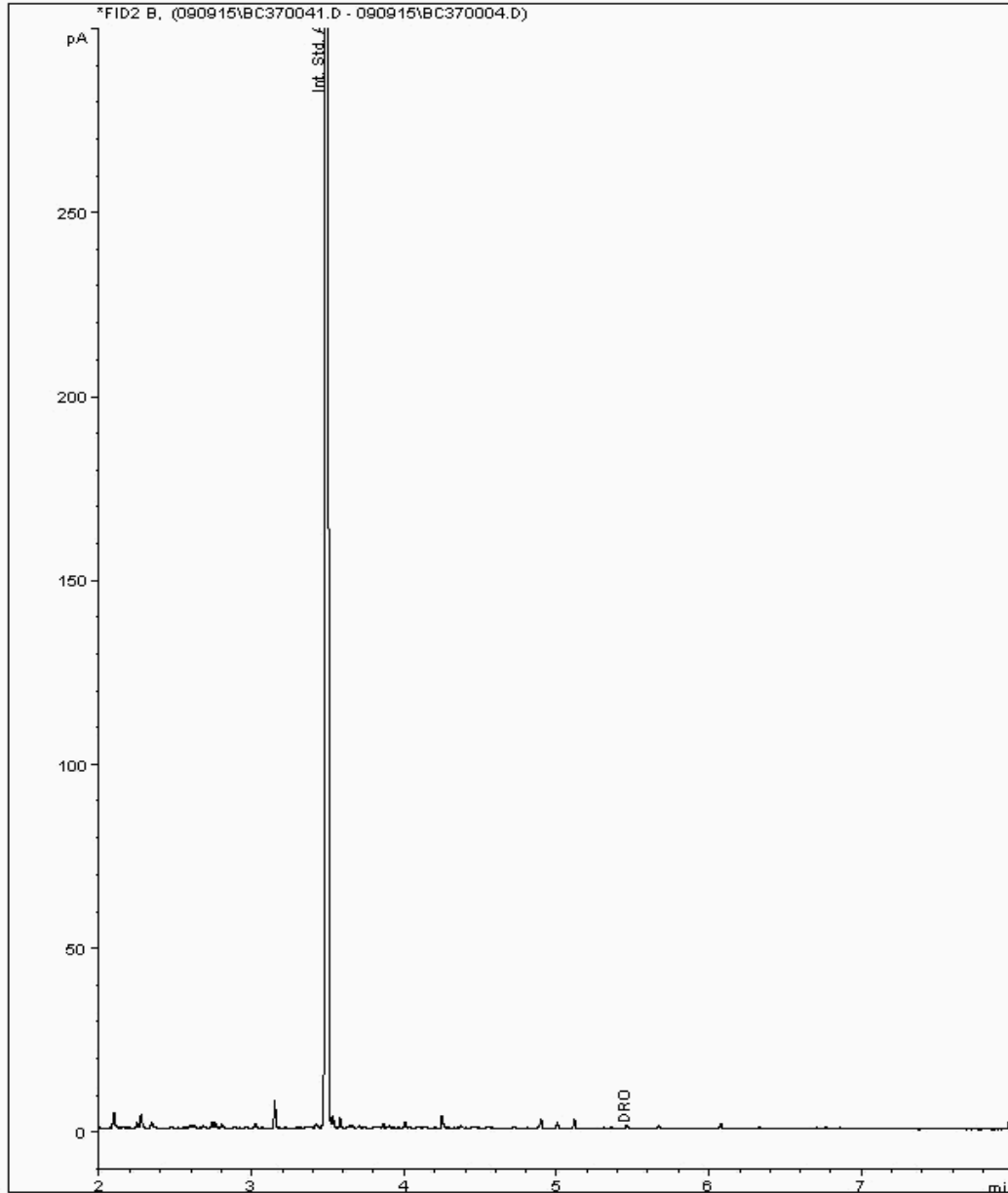
Analysis: EPH (DRO) (C10-C40) Aqueous (W)

Sample No : 12013027
Sample ID : BH4

Depth :

Alcontrol/Geochem Analytical Services
EPH Range Organics (C10 - C40)

Sample Identity: 11378662-
Date Acquired : 10/09/2015 06:37:21 PM
Units : mg/l





SDG: 150902-38
Job: H_URS_WIM-273
Client Reference:

Location: Stag Brewery
Customer: AECOM
Attention: Gary Marshall


Order Number:
Report Number: 329713
Superseded Report:

Chromatogram

Analysis: GRO by GC-FID (W)

Sample No : 11998482
Sample ID : BH8

Depth :





SDG: 150902-38
Job: H_URS_WIM-273
Client Reference:

Location: Stag Brewery
Customer: AECOM
Attention: Gary Marshall


Order Number:
Report Number: 329713
Superseded Report:

Chromatogram

Analysis: GRO by GC-FID (W)

Sample No : 11998486
Sample ID : BH111

Depth :





SDG: 150902-38
Job: H_URS_WIM-273
Client Reference:

Location: Stag Brewery
Customer: AECOM
Attention: Gary Marshall


Order Number:
Report Number: 329713
Superseded Report:

Chromatogram

Analysis: GRO by GC-FID (W)

Sample No : 11998490
Sample ID : BH109

Depth :





SDG: 150902-38
Job: H_URS_WIM-273
Client Reference:

Location: Stag Brewery
Customer: AECOM
Attention: Gary Marshall


Order Number:
Report Number: 329713
Superseded Report:

Chromatogram

Analysis: GRO by GC-FID (W)

Sample No : 11998492
Sample ID : BH110

Depth :





SDG: 150902-38
Job: H_URS_WIM-273
Client Reference:

Location: Stag Brewery
Customer: AECOM
Attention: Gary Marshall


Order Number:
Report Number: 329713
Superseded Report:

Chromatogram

Analysis: GRO by GC-FID (W)

Sample No : 11998494
Sample ID : BH5

Depth :





SDG: 150902-38
Job: H_URS_WIM-273
Client Reference:

Location: Stag Brewery
Customer: AECOM
Attention: Gary Marshall


Order Number:
Report Number: 329713
Superseded Report:

Chromatogram

Analysis: GRO by GC-FID (W)

Sample No : 11998496
Sample ID : BH3

Depth :





SDG: 150902-38
Job: H_URS_WIM-273
Client Reference:

Location: Stag Brewery
Customer: AECOM
Attention: Gary Marshall


Order Number:
Report Number: 329713
Superseded Report:

Chromatogram

Analysis: GRO by GC-FID (W)

Sample No : 11998502
Sample ID : BH4

Depth :





SDG: 150902-38
Job: H_URS_WIM-273
Client Reference:

Location: Stag Brewery
Customer: AECOM
Attention: Gary Marshall


Order Number:
Report Number: 329713
Superseded Report:

Chromatogram

Analysis: GRO by GC-FID (W)

Sample No : 12023876
Sample ID : DUP01

Depth :



SDG: 150902-38
Job: H_URS_WIM-273
Client Reference:

Location: Stag Brewery
Customer: AECOM
Attention: Gary Marshall

Order Number:
Report Number: 329713
Superseded Report:

Appendix

1. Results are expressed on a dry weight basis (dried at 35°C) for all soil analyses except for the following: NRA Leach tests, flash point, ammonium as NH4 by the BRE method, VOC TICS, SVOC TICS, TOF-MS SCAN/SEARCH and TOF-MS TICS.

2. Samples will be run in duplicate upon request, but an additional charge may be incurred.

3. If sufficient sample is received a sub sample will be retained free of charge for 30 days after analysis is completed (e-mailed) for both soil jars, tubs and volatile jars. All waters and vials will be discarded 10 days after the analysis is completed (e-mailed). All material removed during an asbestos containing material screen and analysed for the presence of asbestos will be retained for a period of 6 months after the analysis date. All samples received and not scheduled will be disposed of one month after the date of receipt unless we are instructed to the contrary. Once the initial period has expired, a storage charge will be applied for each month or part thereof until the client cancels the request for sample storage. ALcontrol Laboratories reserve the right to charge for samples received and stored but not analysed.

4. With respect to turnaround, we will always endeavour to meet client requirements wherever possible, but turnaround times cannot be absolutely guaranteed due to so many variables beyond our control.

5. We take responsibility for any test performed by sub-contractors (marked with an asterisk). We endeavour to use UKAS/MCERTS Accredited Laboratories, who either complete a quality questionnaire or are audited by ourselves. For some determinands there are no UKAS/MCERTS Accredited Laboratories, in this instance a laboratory with a known track record will be utilised.

6. When requested, the individual sub sample scheduled will be screened in house for the presence of large asbestos containing material fragments/pieces. If no asbestos containing material is found this will be reported as 'no asbestos containing material detected'. If asbestos containing material is detected it will be removed and analysed by our documented in house method TM048 based on HSG 248 (2005), which is accredited to ISO17025. If asbestos containing material is present no further analysis will be undertaken. At no point is the fibre content of the soil sample determined.

7. If no separate volatile sample is supplied by the client, the integrity of the data may be compromised if the laboratory is required to create a sub-sample from the bulk sample -similarly, if a headspace or sediment is present in the volatile sample. This will be flagged up as an invalid VOC on the test schedule or recorded on the log sheet.

8. If appropriate preserved bottles are not received preservation will take place on receipt. However, the integrity of the data may be compromised.

9. NDP -No determination possible due to insufficient/unsuitable sample.

10. Metals in water are performed on a filtered sample, and therefore represent dissolved metals -total metals must be requested separately.

11. A table containing the date of analysis for each parameter is not routinely included with the report, but is available upon request.

12. Results relate only to the items tested

13. **Surrogate recoveries** -Most of our organic methods include surrogates, the recovery of which is monitored and reported. For EPH, MO, PAH, GRO and VOCs on soils the result is not surrogate corrected, but a percentage recovery is quoted. Acceptable limits for most organic methods are 70 -130 %.

14. **Product analyses** -Organic analyses on products can only be semi-quantitative due to the matrix effects and high dilution factors employed.

15. Phenols monohydric by HPLC include phenol, cresols (2-Methylphenol, 3-Methylphenol and 4-Methylphenol) and Xylenols (2,3 Dimethylphenol, 2,4 Dimethylphenol, 2,5 Dimethylphenol, 2,6 Dimethylphenol, 3,4 Dimethylphenol, 3,5 Dimethylphenol).

16. Total of 5 speciated phenols by HPLC includes Phenol, 2,3,5-Trimethyl Phenol, 2-Isopropylphenol, Cresols and Xylenols (as detailed in 14).

17. Stones/debris are not routinely removed. We always endeavour to take a representative sub sample from the received sample.

18. Our MCERTS accreditation for PAHs by GCMS applies to all product types apart from Kerosene, where naphthalene only is not accredited.

19. In certain circumstances the method detection limit may be elevated due to the sample being outside the calibration range. Other factors that may contribute to this include possible interferences. In both cases the sample would be diluted which would cause the method detection limit to be raised.

20. Mercury results quoted on soils will not include volatile mercury as the analysis is performed on a dried and crushed sample.

21. For the BSEN 12457-3 two batch process to allow the cumulative release to be calculated, the volume of the leachate produced is measured and filtered for all tests. We therefore cannot carry out any unfiltered analysis. The tests affected include volatiles GCFID/GCMS and all subcontracted analysis.

22. For all leachate preparations (NRA, DIN, TCLP, BSEN 12457-1, 2, 3) volatile loss may occur, as we do not employ zero headspace extraction.

23. We are accredited to MCERTS for sand, clay and loam/topsoil, or any of these materials -whether these are derived from naturally occurring soil profiles, or from fill/made ground, as long as these materials constitute the major part of the sample. Other coarse granular material such as concrete, gravel and brick are not accredited if they comprise the major part of the sample.

24. Analysis and identification of specific compounds using GCFID is by retention time only, and we routinely calibrate and quantify for benzene, toluene, ethylbenzenes and xylenes (BTEX). For total volatiles in the C4 -C10 range, the total area of the chromatogram is integrated and expressed as ug/kg or ug/l. Although this analysis is commonly used for the quantification of gasoline range organics (GRO), the system will also detect other compounds such as chlorinated solvents, and this may lead to a falsely high result with respect to hydrocarbons only. It is not possible to specifically identify these non-hydrocarbons, as standards are not routinely run for any other compounds, and for more definitive identification, volatiles by GCMS should be utilised.

SOLID MATRICES EXTRACTION SUMMARY				
ANALYSIS	D/C OR WET	EXTRACTION SOLVENT	EXTRACTION METHOD	ANALYSIS
SOLVENT EXTRACTABLE MATTER	D&C	DOM	SOX THERM	GRAMMETRIC
CYCLOHEXANE EXT. MATTER	D&C	CYCLOHEXANE	SOX THERM	GRAMMETRIC
THIN LAYER CHROMATOGRAPHY	D&C	DOM	SOX THERM	ATROSCAN
ELEMENTAL SULPHUR	D&C	DOM	SOX THERM	HFLC
PHENOLS BY GCMS	WET	DOM	SOX THERM	GCMS
HERBICIDES	D&C	HEXANE ACETONE	SOX THERM	GCMS
PESTICIDES	D&C	HEXANE ACETONE	SOX THERM	GCMS
EPH (DRO)	D&C	HEXANE ACETONE	END OVEREND	GCFD
EPH (MINOIL)	D&C	HEXANE ACETONE	END OVEREND	GCFD
EPH (CLEANED UP)	D&C	HEXANE ACETONE	END OVEREND	GCFD
EPH CWG BY GC	D&C	HEXANE ACETONE	END OVEREND	GCFD
PCB TOT / PCB CON	D&C	HEXANE ACETONE	END OVEREND	GCMS
POLYAROMATIC HYDROCARBONS (MS)	WET	HEXANE ACETONE	MICROWAVE TM218.	GCMS
C8-C40 (C8-C40) EZ FLASH	WET	HEXANE ACETONE	SHAKER	GCEZ
POLYAROMATIC HYDROCARBONS RAPID GC	WET	HEXANE ACETONE	SHAKER	GCEZ
SEM VOLATILE ORGANIC COMPOUNDS	WET	DOM ACETONE	SONICATE	GCMS

LIQUID MATRICES EXTRACTION SUMMARY			
ANALYSIS	EXTRACTION SOLVENT	EXTRACTION METHOD	ANALYSIS
PAHMS	HEXANE	STIRRED EXTRACTION (STIR-BAR)	GCMS
EPH	HEXANE	STIRRED EXTRACTION (STIR-BAR)	GCFD
EPH CWG	HEXANE	STIRRED EXTRACTION (STIR-BAR)	GCFD
MINERAL OIL	HEXANE	STIRRED EXTRACTION (STIR-BAR)	GCFD
PCB 7 CONGENERS	HEXANE	STIRRED EXTRACTION (STIR-BAR)	GCMS
PCB TOTAL	HEXANE	STIRRED EXTRACTION (STIR-BAR)	GCMS
SVOC	DOM	LIQUID/LIQUID SHAKE	GCMS
FREE SULPHUR	DOM	SOLID PHASE EXTRACTION	HFLC
PEST COPP	DOM	LIQUID/LIQUID SHAKE	GCMS
TRIAZINE HERBS	DOM	LIQUID/LIQUID SHAKE	GCMS
PHENOLS MS	DOM	SOLID PHASE EXTRACTION	GCMS
TPH by INFRARED (IR)	TCE	LIQUID/LIQUID SHAKE	HFLC
MINERAL OIL by IR	TCE	LIQUID/LIQUID SHAKE	HFLC
GLYCOLS	NONE	DIRECT INJECTION	GCMS

Identification of Asbestos in Bulk Materials

The results for asbestos identification for soil samples are obtained from possible Asbestos Containing Material, removed during the 'Screening of soils for Asbestos Containing Materials', which have been examined to determine the presence of asbestos fibres using Alcontrol Laboratories (Hawarden) in-house method of transmitted/polarised light microscopy and central stop dispersion staining, based on HSG 248 (2005).

Asbestos Type	Common Name
Chrysotile	White Asbestos
Amosite	Brown Asbestos
Crocidolite	Blue Asbestos
Fibrous Actinolite	-
Fibrous Anthophyllite	-
Fibrous Tremolite	-

Visual Estimation Of Fibre Content

Estimation of fibre content is not permitted as part of our UKAS accredited test other than: - Trace -Where only one or two asbestos fibres were identified.

Further guidance on typical asbestos fibre content of manufactured products can be found in MDHS 100.

The identification of asbestos containing materials falls within our schedule of tests for which we hold UKAS accreditation, however opinions, interpretations and all other information contained in the report are outside the scope of UKAS accreditation.

SDG: 150902-38
Job: H_URS_WIM-273
Client Reference:

Location: Stag Brewery
Customer: AECOM
Attention: Gary Marshall

Order Number:
Report Number: 329713
Superseded Report:

Appendix General

1. Results are expressed on a dry weight basis (dried at 35°C) for all soil analyses except for the following: NRA and CEN Leach tests, flash point LOI, pH, ammonium as NH4 by the BRE method, VOC TICS and SVOC TICS.

2. Samples will be run in duplicate upon request, but an additional charge may be incurred.

3. If sufficient sample is received a sub sample will be retained free of charge for 30 days after analysis is completed (e-mailed) for all sample types unless the sample is destroyed on testing. The prepared soil sub sample that is analysed for asbestos will be retained for a period of 6 months after the analysis date. All bulk samples will be retained for a period of 6 months after the analysis date. All samples received and not scheduled will be disposed of one month after the date of receipt unless we are instructed to the contrary. Once the initial period has expired, a storage charge will be applied for each month or part thereof until the client cancels the request for sample storage. ALcontrol Laboratories reserve the right to charge for samples received and stored but not analysed.

4. With respect to turnaround, we will always endeavour to meet client requirements wherever possible, but turnaround times cannot be absolutely guaranteed due to so many variables beyond our control.

5. We take responsibility for any test performed by sub-contractors (marked with an asterisk). We endeavour to use UKAS/MCERTS Accredited Laboratories, who either complete a quality questionnaire or are audited by ourselves. For some determinands there are no UKAS/MCERTS Accredited Laboratories, in this instance a laboratory with a known track record will be utilised.

6. When requested, the individual sub sample scheduled will be analysed in house for the presence of asbestos fibres and asbestos containing material by our documented in house method TM048 based on HSG 248 (2005), which is accredited to ISO17025. If a specific asbestos fibre type is not found this will be reported as "Not detected". If no asbestos fibre types are found all will be reported as "Not detected" and the sub sample analysed deemed to be clear of asbestos. If an asbestos fibre type is found it will be reported as detected (for each fibre type found). Testing can be carried out on asbestos positive samples, but, due to Health and Safety considerations, may be replaced by alternative tests or reported as No Determination Possible. The quantity of asbestos present is not determined unless specifically requested.

7. If no separate volatile sample is supplied by the client, or if a headspace or sediment is present in the volatile sample, the integrity of the data may be compromised. This will be flagged up as an invalid VOC on the test schedule and the result marked as deviating on the test certificate.

8. If appropriate preserved bottles are not received preservation will take place on receipt. However, the integrity of the data may be compromised.

9. NDP -No determination possible due to insufficient/unsuitable sample.

10. Metals in water are performed on a filtered sample, and therefore represent dissolved metals -total metals must be requested separately.

11. Results relate only to the items tested.

12. LODs for wet tests reported on a dry weight basis are not corrected for moisture content.

13. **Surrogate recoveries** - Surrogates are added to your sample to monitor recovery of the test requested. A % recovery is reported, results are not corrected for the recovery measured. Typical recoveries for organics tests are 70-130%, they are generally wider for volatiles analysis, 50-150%. Recoveries in soils are affected by organic rich or clay rich matrices. Waters can be affected by remediation fluids or high amounts of sediment. Test results are only ever reported if all of the associated quality checks pass; it is assumed that all recoveries outside of the values above are due to matrix affect.

14. **Product analyses** -Organic analyses on products can only be semi-quantitative due to the matrix effects and high dilution factors employed.

15. Phenols monohydric by HPLC include phenol, cresols (2-Methylphenol, 3-Methylphenol and 4-Methylphenol) and Xylenols (2,3 Dimethylphenol, 2,4 Dimethylphenol, 2,5 Dimethylphenol, 2,6 Dimethylphenol, 3,4 Dimethylphenol, 3,5 Dimethylphenol).

16. Total of 5 speciated phenols by HPLC includes Phenol, 2,3,5-Trimethyl Phenol, 2-Isopropylphenol, Cresols and Xylenols (as detailed in 15).

17. Stones/debris are not routinely removed. We always endeavour to take a representative sub sample from the received sample.

18. In certain circumstances the method detection limit may be elevated due to the sample being outside the calibration range. Other factors that may contribute to this include possible interferences. In both cases the sample would be diluted which would cause the method detection limit to be raised.

19. Mercury results quoted on soils will not include volatile mercury as the analysis is performed on a dried and crushed sample.

20. For the BSEN 12457-3 two batch process to allow the cumulative release to be calculated, the volume of the leachate produced is measured and filtered for all tests. We therefore cannot carry out any unfiltered analysis. The tests affected include volatiles GCFID/GCMS and all subcontracted analysis.

21. For all leachate preparations (NRA, DIN, TCLP, BSEN 12457-1, 2, 3) volatile loss may occur, as we do not employ zero headspace extraction.

22. We are accredited to MCERTS for sand, clay and loam/topsoil, or any of these materials - whether these are derived from naturally occurring soil profiles, or from fill /made ground, as long as these materials constitute the major part of the sample. Other coarse granular material such as concrete, gravel and brick are not accredited if they comprise the major part of the sample.

23. Analysis and identification of specific compounds using GCFID is by retention time only, and we routinely calibrate and quantify for benzene, toluene, ethylbenzenes and xylenes (BTEX). For total volatiles in the C5-C12 range, the total area of the chromatogram is integrated and expressed as ug/kg or ug/l. Although this analysis is commonly used for the quantification of gasoline range organics (GRO), the system will also detect other compounds such as chlorinated solvents, and this may lead to a falsely high result with respect to hydrocarbons only. It is not possible to specifically identify these non-hydrocarbons, as standards are not routinely run for any other compounds, and for more definitive identification, volatiles by GCMS should be utilised.

Sample Deviations

1	Container with Headspace provided for volatiles analysis
2	Incorrect container received
3	Deviation from method
4	Holding time exceeded before sample received
5	Samples exceeded holding time before preservation was performed
\$	Sampled on date not provided
♦	Sample holding time exceeded in laboratory
@	Sample holding time exceeded due to sampled on date
&	Sample Holding Time exceeded - Late arrival of instructions.

Asbestos

Identification of Asbestos in Bulk Materials & Soils

The results for identification of asbestos in bulk materials are obtained from supplied bulk materials which have been examined to determine the presence of asbestos fibres using Alcontrol Laboratories (Hawarden) in-house method of transmitted/polarised light microscopy and central stop dispersion staining, based on HSG 248 (2005).

The results for identification of asbestos in soils are obtained from a homogenised sub sample which has been examined to determine the presence of asbestos fibres using Alcontrol Laboratories (Hawarden) in-house method of transmitted/polarised light microscopy and central stop dispersion staining, based on HSG 248 (2005).

Asbestos Type	Common Name
Chrysotile	White Asbestos
Amosite	Brown Asbestos
Crocidolite	Blue Asbestos
Fibrous Actinolite	-
Fibrous Anthophyllite	-
Fibrous Tremolite	-

Visual Estimation Of Fibre Content

Estimation of fibre content is not permitted as part of our UKAS accredited test other than: - Trace - Where only one or two asbestos fibres were identified.

Further guidance on typical asbestos fibre content of manufactured products can be found in HSG 264.

The identification of asbestos containing materials and soils falls within our schedule of tests for which we hold UKAS accreditation, however opinions, interpretations and all other information contained in the report are outside the scope of UKAS accreditation.



AECOM
St. George's House
2nd Floor
5 St. George's Road
Wimbledon
Greater London
SW19 4DR

Attention: Gary Marshall

CERTIFICATE OF ANALYSIS

Date: 09 September 2015
Customer: H_URS_WIM
Sample Delivery Group (SDG): 150903-66
Your Reference:
Location: Stag Brewery
Report No: 329161

We received 6 samples on Thursday September 03, 2015 and 6 of these samples were scheduled for analysis which was completed on Wednesday September 09, 2015. Accredited laboratory tests are defined within the report, but opinions, interpretations and on-site data expressed herein are outside the scope of ISO 17025 accreditation.

Should this report require incorporation into client reports, it must be used in its entirety and not simply with the data sections alone.

All chemical testing (unless subcontracted) is performed at ALcontrol Hawarden Laboratories.

Approved By:

Sonia McWhan
Operations Manager





SDG: 150903-66
Job: H_URS_WIM-273
Client Reference:

Location: Stag Brewery
Customer: AECOM
Attention: Gary Marshall

Order Number:
Report Number: 329161
Superseded Report:

Received Sample Overview

Lab Sample No(s)	Customer Sample Ref.	AGS Ref.	Depth (m)	Sampled Date
12003516	BH2			02/09/2015
12003511	BH7			01/09/2015
12003512	BH9			02/09/2015
12003513	BH10			01/09/2015
12003515	BH201A			02/09/2015
12003514	BH104B			02/09/2015

Only received samples which have had analysis scheduled will be shown on the following pages.



SDG: 150903-66
 Job: H_URS_WIM-273
 Client Reference:

Location: Stag Brewery
 Customer: AECOM
 Attention: Gary Marshall

Order Number:
 Report Number: 329161
 Superseded Report:

LIQUID Results Legend X Test N No Determination Possible	Lab Sample No(s)	Customer Sample Reference	AGS Reference	Depth (m)	Container	
		12003516	BH2			H2SO4 (ALE244) 500ml Plastic (ALE2 250ml BOD (ALE21 0.5l glass bottle (AL Vial (ALE297)
		12003511	BH7			HNO3 Filtered (ALE H2SO4 (ALE244) Disolved Metals Pr 500ml Plastic (ALE2 250ml BOD (ALE21 0.5l glass bottle (AL Vial (ALE297)
		12003512	BH9			HNO3 Filtered (ALE H2SO4 (ALE244) Disolved Metals Pr 500ml Plastic (ALE2 250ml BOD (ALE21 0.5l glass bottle (AL Vial (ALE297)
		12003513	BH10			HNO3 Filtered (ALE H2SO4 (ALE244) Disolved Metals Pr 500ml Plastic (ALE2 250ml BOD (ALE21 0.5l glass bottle (AL Vial (ALE297)
	12003515	BH201A			HNO3 Filtered (ALE H2SO4 (ALE244) Disolved Metals Pr 500ml Plastic (ALE2 250ml BOD (ALE21 0.5l glass bottle (AL Vial (ALE297)	
	12003514	BH104B			HNO3 Filtered (ALE H2SO4 (ALE244) Disolved Metals Pr 500ml Plastic (ALE2 250ml BOD (ALE21 0.5l glass bottle (AL Vial (ALE297)	
Ammoniacal Nitrogen	All	NDPs: 0 Tests: 6				
Anions by Kone (w)	All	NDPs: 0 Tests: 6				
COD Unfiltered	All	NDPs: 0 Tests: 6				
Dissolved Metals by ICP-MS	All	NDPs: 0 Tests: 6				
Dissolved W, Nb and Zr by ICP-MS	All	NDPs: 0 Tests: 6				
EPH (DRO) (C10-C40) Aqueous (W)	All	NDPs: 0 Tests: 6				
GRO by GC-FID (W)	All	NDPs: 0 Tests: 6				
Mercury Dissolved	All	NDPs: 0 Tests: 6				
pH Value	All	NDPs: 0 Tests: 6				
SVOC MS (W) - Aqueous	All	NDPs: 0 Tests: 6				
Total EPH (aq)	All	NDPs: 0 Tests: 6				
VOC MS (W)	All	NDPs: 0 Tests: 6				



SDG: 150903-66
Job: H_URS_WIM-273
Client Reference:

Location: Stag Brewery
Customer: AECOM
Attention: Gary Marshall

Order Number:
Report Number: 329161
Superseded Report:

LIQUID Results Legend <input checked="" type="checkbox"/> Test <input type="checkbox"/> No Determination Possible	Lab Sample No(s)		12003514
	Customer Sample Reference		BH104B
	AGS Reference		
	Depth (m)		
	Container		Vial (ALE297) HNO3 Filtered (ALE)
Dissolved Metals by ICP-MS	All	NDPs: 0 Tests: 6	<input checked="" type="checkbox"/>
Dissolved W, Nb and Zr by ICP-MS	All	NDPs: 0 Tests: 6	<input checked="" type="checkbox"/>
GRO by GC-FID (W)	All	NDPs: 0 Tests: 6	<input checked="" type="checkbox"/>
VOC MS (W)	All	NDPs: 0 Tests: 6	<input checked="" type="checkbox"/>



CERTIFICATE OF ANALYSIS

SDG: 150903-66
Job: H_URS_WIM-273
Client Reference:

Location: Stag Brewery
Customer: AECOM
Attention: Gary Marshall

Order Number:
Report Number: 329161
Superseded Report:

Results Legend		Customer Sample R	BH2	BH7	BH9	BH10	BH201A	BH104B
#	ISO17025 accredited.	Depth (m) Sample Type Date Sampled Date Received SDG Ref Lab Sample No.(s) AGS Reference	Water(GW/SW) 02/09/2015 03/09/2015 150903-66 12003516	Water(GW/SW) 01/09/2015 03/09/2015 150903-66 12003511	Water(GW/SW) 02/09/2015 03/09/2015 150903-66 12003512	Water(GW/SW) 01/09/2015 03/09/2015 150903-66 12003513	Water(GW/SW) 02/09/2015 03/09/2015 150903-66 12003515	Water(GW/SW) 02/09/2015 03/09/2015 150903-66 12003514
M	mCERTS accredited.							
aq	Aqueous / settled sample.							
diss.filt	Dissolved / filtered sample.							
tot.unfilt	Total / unfiltered sample.							
*	Subcontracted test.							
**	% recovery of the surrogate standard to check the efficiency of the method. The results of individual compounds within samples aren't corrected for the recovery							
(F)	Trigger breach confirmed							
1-5&*\$@	Sample deviation (see appendix)							
Component	LOD/Units							
Ammoniacal Nitrogen as N	<0.2 mg/l	TM099	0.268 #	0.707 #	5.66 #	<0.2 #	<0.2 #	<0.2 #
Ammoniacal Nitrogen as NH4	<0.3 mg/l	TM099	0.345 #	0.909 #	7.28 #	<0.3 #	<0.3 #	<0.3 #
COD, unfiltered	<7 mg/l	TM107	<7 #	10.1 #	3330 #	<7 #	<7 #	7.65 #
Antimony (diss.filt)	<0.16 µg/l	TM152	0.171 #	0.681 #	2.06 #	0.27 #	0.306 #	0.172 #
Arsenic (diss.filt)	<0.12 µg/l	TM152	39.4 #	45.4 #	14.4 #	3.79 #	6.51 #	17.3 #
Barium (diss.filt)	<0.03 µg/l	TM152	116 #	73.4 #	39.9 #	15.4 #	79.1 #	66 #
Beryllium (diss.filt)	<0.07 µg/l	TM152	<0.07 #	<0.07 #	<0.07 #	<0.07 #	<0.07 #	<0.07 #
Boron (diss.filt)	<9.4 µg/l	TM152	133 #	138 #	27.8 #	82.3 #	106 #	140 #
Cadmium (diss.filt)	<0.1 µg/l	TM152	<0.1 #	<0.1 #	0.228 #	<0.1 #	<0.1 #	<0.1 #
Chromium (diss.filt)	<0.22 µg/l	TM152	2.23 #	5.24 #	7.52 #	1.21 #	2.27 #	1.71 #
Cobalt (diss.filt)	<0.06 µg/l	TM152	0.3 #	3.29 #	9.27 #	0.337 #	11.8 #	1.25 #
Copper (diss.filt)	<0.85 µg/l	TM152	1.95 #	1.59 #	61.3 #	1.16 #	1.08 #	1.74 #
Lead (diss.filt)	<0.02 µg/l	TM152	0.059 #	0.072 #	22.8 #	<0.02 #	0.098 #	0.057 #
Manganese (diss.filt)	<0.04 µg/l	TM152	772 #	1200 #	983 #	23 #	1180 #	665 #
Nickel (diss.filt)	<0.15 µg/l	TM152	6.63 #	8.43 #	12.3 #	2.26 #	18.4 #	8.43 #
Selenium (diss.filt)	<0.39 µg/l	TM152	9.71 #	1.13 #	1.87 #	1.86 #	1.76 #	7.19 #
Thallium (diss.filt)	<0.96 µg/l	TM152	<0.96 #	<0.96 #	<0.96 #	<0.96 #	<0.96 #	<0.96 #
Vanadium (diss.filt)	<0.24 µg/l	TM152	0.657 #	2.35 #	7.67 #	0.759 #	0.941 #	0.67 #
Zinc (diss.filt)	<0.41 µg/l	TM152	15.7 #	11.2 #	280 #	1.27 #	17.5 #	11.9 #
EPH Range >C10 - C40 (aq)	<46 µg/l	TM172	<46 #	<46 #	1430 #	<46 #	<46 #	<46 #
Total EPH (C6-C40) (aq)	<100 µg/l	TM172	<100 #	<100 #	1430 #	<100 #	<100 #	<100 #
Mercury (diss.filt)	<0.01 µg/l	TM183	<0.01 #	<0.01 #	0.0171 #	<0.01 #	<0.01 #	<0.01 #
Sulphate	<2 mg/l	TM184	457 #	74.5 #	<2 #	70.1 #	82.2 #	287 #
Phosphate (ortho) as PO4	<0.05 mg/l	TM184	<0.05 #	0.07 #	14.1 #	4.46 #	0.056 #	<0.05 #
Nitrate as NO3	<0.3 mg/l	TM184	<0.3 #	0.926 #	<0.3 #	18.7 #	9.17 #	2.01 #
pH	<1 pH Units	TM256	7.59 #	7.9 #	7.55 #	7.56 #	8.09 #	7.22 #
Silver (diss.filt)	<1.5 µg/l	TM283	<1.5 #	<1.5 #	<1.5 #	<1.5 #	<1.5 #	<1.5 #



CERTIFICATE OF ANALYSIS

SDG: 150903-66
Job: H_URS_WIM-273
Client Reference:

Location: Stag Brewery
Customer: AECOM
Attention: Gary Marshall

Order Number:
Report Number: 329161
Superseded Report:

GRO by GC-FID (W)

Table with columns for Component, LOD/Units, Method, and sample locations (BH2, BH7, BH9, BH10, BH201A, BH104B). Rows include Methyl tertiary butyl ether (MTBE), Benzene, Toluene, Ethylbenzene, m,p-Xylene, o-Xylene, Sum of detected BTEX, GRO >C5-C10, and EPH (C6-C10).



SDG: 150903-66
 Job: H_URS_WIM-273
 Client Reference:

Location: Stag Brewery
 Customer: AECOM
 Attention: Gary Marshall

Order Number:
 Report Number: 329161
 Superseded Report:

SVOC MS (W) - Aqueous

Results Legend			Customer Sample R						
#	ISO17025 accredited.	Depth (m) Sample Type Date Sampled Sampled Time Date Received SDG Ref Lab Sample No.(s) AGS Reference	BH2	BH7	BH9	BH10	BH201A	BH104B	
M	mCERTS accredited.		Water(GW/SW)	Water(GW/SW)	Water(GW/SW)	Water(GW/SW)	Water(GW/SW)	Water(GW/SW)	
aq	Aqueous / settled sample.		02/09/2015	01/09/2015	02/09/2015	01/09/2015	02/09/2015	02/09/2015	
diss.filt	Dissolved / filtered sample.								
tot.unfilt	Total / unfiltered sample.		03/09/2015	03/09/2015	03/09/2015	03/09/2015	03/09/2015	03/09/2015	
tot.unfilt	Subcontracted test.		150903-66	150903-66	150903-66	150903-66	150903-66	150903-66	
**	% recovery of the surrogate standard to check the efficiency of the method. The results of individual compounds within samples aren't corrected for the recovery		12003516	12003511	12003512	12003513	12003515	12003514	
(F)	Trigger breach confirmed								
1-58*\$@	Sample deviation (see appendix)								
Component	LOD/Units		Method						
1,2,4-Trichlorobenzene (aq)	<1 µg/l	TM176	<1 #	<1 #	<4 #	<1 #	<1 #	<1 #	
1,2-Dichlorobenzene (aq)	<1 µg/l	TM176	<1 #	<1 #	<4 #	<1 #	<1 #	<1 #	
1,3-Dichlorobenzene (aq)	<1 µg/l	TM176	<1 #	<1 #	<4 #	<1 #	<1 #	<1 #	
1,4-Dichlorobenzene (aq)	<1 µg/l	TM176	<1 #	<1 #	<4 #	<1 #	<1 #	<1 #	
2,4,5-Trichlorophenol (aq)	<1 µg/l	TM176	<1 #	<1 #	<4 #	<1 #	<1 #	<1 #	
2,4,6-Trichlorophenol (aq)	<1 µg/l	TM176	<1 #	<1 #	<4 #	<1 #	<1 #	<1 #	
2,4-Dichlorophenol (aq)	<1 µg/l	TM176	<1 #	<1 #	<4 #	<1 #	<1 #	<1 #	
2,4-Dimethylphenol (aq)	<1 µg/l	TM176	<1 #	<1 #	<4 #	<1 #	<1 #	<1 #	
2,4-Dinitrotoluene (aq)	<1 µg/l	TM176	<1 #	<1 #	<4 #	<1 #	<1 #	<1 #	
2,6-Dinitrotoluene (aq)	<1 µg/l	TM176	<1 #	<1 #	<4 #	<1 #	<1 #	<1 #	
2-Chloronaphthalene (aq)	<1 µg/l	TM176	<1 #	<1 #	<4 #	<1 #	<1 #	<1 #	
2-Chlorophenol (aq)	<1 µg/l	TM176	<1 #	<1 #	<4 #	<1 #	<1 #	<1 #	
2-Methylnaphthalene (aq)	<1 µg/l	TM176	<1 #	<1 #	<4 #	<1 #	<1 #	<1 #	
2-Methylphenol (aq)	<1 µg/l	TM176	<1 #	<1 #	<4 #	<1 #	<1 #	<1 #	
2-Nitroaniline (aq)	<1 µg/l	TM176	<1 #	<1 #	<4 #	<1 #	<1 #	<1 #	
2-Nitrophenol (aq)	<1 µg/l	TM176	<1 #	<1 #	<4 #	<1 #	<1 #	<1 #	
3-Nitroaniline (aq)	<1 µg/l	TM176	<1 #	<1 #	<4 #	<1 #	<1 #	<1 #	
4-Bromophenylphenylether (aq)	<1 µg/l	TM176	<1 #	<1 #	<4 #	<1 #	<1 #	<1 #	
4-Chloro-3-methylphenol (aq)	<1 µg/l	TM176	<1 #	<1 #	<4 #	<1 #	<1 #	<1 #	
4-Chloroaniline (aq)	<1 µg/l	TM176	<1 #	<1 #	<4 #	<1 #	<1 #	<1 #	
4-Chlorophenylphenylether (aq)	<1 µg/l	TM176	<1 #	<1 #	<4 #	<1 #	<1 #	<1 #	
4-Methylphenol (aq)	<1 µg/l	TM176	<1 #	<1 #	172 #	<1 #	<1 #	<1 #	
4-Nitroaniline (aq)	<1 µg/l	TM176	<1 #	<1 #	<4 #	<1 #	<1 #	<1 #	
4-Nitrophenol (aq)	<1 µg/l	TM176	<1 #	<1 #	<4 #	<1 #	<1 #	<1 #	
Azobenzene (aq)	<1 µg/l	TM176	<1 #	<1 #	<4 #	<1 #	<1 #	<1 #	
Acenaphthylene (aq)	<1 µg/l	TM176	<1 #	<1 #	<4 #	<1 #	<1 #	<1 #	
Acenaphthene (aq)	<1 µg/l	TM176	<1 #	<1 #	<4 #	<1 #	<1 #	<1 #	
Anthracene (aq)	<1 µg/l	TM176	<1 #	<1 #	<4 #	<1 #	<1 #	<1 #	
bis(2-Chloroethyl)ether (aq)	<1 µg/l	TM176	<1 #	<1 #	<4 #	<1 #	<1 #	<1 #	
bis(2-Chloroethoxy)methane (aq)	<1 µg/l	TM176	<1 #	<1 #	<4 #	<1 #	<1 #	<1 #	
bis(2-Ethylhexyl) phthalate (aq)	<2 µg/l	TM176	<2 #	<2 #	<8 #	<2 #	<2 #	<2 #	
Butylbenzyl phthalate (aq)	<1 µg/l	TM176	<1 #	<1 #	<4 #	<1 #	<1 #	<1 #	



SDG: 150903-66
 Job: H_URS_WIM-273
 Client Reference:

Location: Stag Brewery
 Customer: AECOM
 Attention: Gary Marshall

Order Number:
 Report Number: 329161
 Superseded Report:

SVOC MS (W) - Aqueous

Results Legend		Customer Sample R	BH2	BH7	BH9	BH10	BH201A	BH104B
#	ISO17025 accredited.		Water(GW/SW)	Water(GW/SW)	Water(GW/SW)	Water(GW/SW)	Water(GW/SW)	Water(GW/SW)
M	mCERTS accredited.	Depth (m)	02/09/2015	01/09/2015	02/09/2015	01/09/2015	02/09/2015	02/09/2015
aq	Aqueous / settled sample.	Sample Type						
diss.filt	Dissolved / filtered sample.	Date Sampled						
tot.unfilt	Total / unfiltered sample.	Sampled Time						
*	Subcontracted test.	Date Received	03/09/2015	03/09/2015	03/09/2015	03/09/2015	03/09/2015	03/09/2015
**	% recovery of the surrogate standard to check the efficiency of the method. The results of individual compounds within samples aren't corrected for the recovery	SDG Ref	150903-66	150903-66	150903-66	150903-66	150903-66	150903-66
(F)	Trigger breach confirmed	Lab Sample No.(s)	12003516	12003511	12003512	12003513	12003515	12003514
1-5–@	Sample deviation (see appendix)	AGS Reference						
Component	LOD/Units	Method						
Benzo(a)anthracene (aq)	<1 µg/l	TM176	<1 #	<1 #	<4 #	<1 #	<1 #	<1 #
Benzo(b)fluoranthene (aq)	<1 µg/l	TM176	<1 #	<1 #	6.42 #	<1 #	<1 #	<1 #
Benzo(k)fluoranthene (aq)	<1 µg/l	TM176	<1 #	<1 #	<4 #	<1 #	<1 #	<1 #
Benzo(a)pyrene (aq)	<1 µg/l	TM176	<1 #	<1 #	4.69 #	<1 #	<1 #	<1 #
Benzo(g,h,i)perylene (aq)	<1 µg/l	TM176	<1 #	<1 #	4.05 #	<1 #	<1 #	<1 #
Carbazole (aq)	<1 µg/l	TM176	<1 #	<1 #	<4 #	<1 #	<1 #	<1 #
Chrysene (aq)	<1 µg/l	TM176	<1 #	<1 #	<4 #	<1 #	<1 #	<1 #
Dibenzofuran (aq)	<1 µg/l	TM176	<1 #	<1 #	<4 #	<1 #	<1 #	<1 #
n-Dibutyl phthalate (aq)	<1 µg/l	TM176	<1 #	<1 #	<4 #	<1 #	<1 #	<1 #
Diethyl phthalate (aq)	<1 µg/l	TM176	<1 #	<1 #	<4 #	<1 #	<1 #	<1 #
Dibenzo(a,h)anthracene (aq)	<1 µg/l	TM176	<1 #	<1 #	<4 #	<1 #	<1 #	<1 #
Dimethyl phthalate (aq)	<1 µg/l	TM176	<1 #	<1 #	<4 #	<1 #	<1 #	<1 #
n-Dioctyl phthalate (aq)	<5 µg/l	TM176	<5 #	<5 #	<20 #	<5 #	<5 #	<5 #
Fluoranthene (aq)	<1 µg/l	TM176	<1 #	<1 #	6.12 #	<1 #	<1 #	<1 #
Fluorene (aq)	<1 µg/l	TM176	<1 #	<1 #	<4 #	<1 #	<1 #	<1 #
Hexachlorobenzene (aq)	<1 µg/l	TM176	<1 #	<1 #	<4 #	<1 #	<1 #	<1 #
Hexachlorobutadiene (aq)	<1 µg/l	TM176	<1 #	<1 #	<4 #	<1 #	<1 #	<1 #
Pentachlorophenol (aq)	<1 µg/l	TM176	<1 #	<1 #	<4 #	<1 #	<1 #	<1 #
Phenol (aq)	<1 µg/l	TM176	<1 #	<1 #	10.7 #	<1 #	<1 #	<1 #
n-Nitroso-n-dipropylamine (aq)	<1 µg/l	TM176	<1 #	<1 #	<4 #	<1 #	<1 #	<1 #
Hexachloroethane (aq)	<1 µg/l	TM176	<1 #	<1 #	<4 #	<1 #	<1 #	<1 #
Nitrobenzene (aq)	<1 µg/l	TM176	<1 #	<1 #	<4 #	<1 #	<1 #	<1 #
Naphthalene (aq)	<1 µg/l	TM176	<1 #	<1 #	<4 #	<1 #	<1 #	<1 #
Isophorone (aq)	<1 µg/l	TM176	<1 #	<1 #	<4 #	<1 #	<1 #	<1 #
Hexachlorocyclopentadiene (aq)	<1 µg/l	TM176	<1 #	<1 #	<4 #	<1 #	<1 #	<1 #
Phenanthrene (aq)	<1 µg/l	TM176	<1 #	<1 #	<4 #	<1 #	<1 #	<1 #
Indeno(1,2,3-cd)pyrene (aq)	<1 µg/l	TM176	<1 #	<1 #	<4 #	<1 #	<1 #	<1 #
Pyrene (aq)	<1 µg/l	TM176	<1 #	<1 #	4.78 #	<1 #	<1 #	<1 #



SDG: 150903-66
 Job: H_URS_WIM-273
 Client Reference:

Location: Stag Brewery
 Customer: AECOM
 Attention: Gary Marshall

Order Number:
 Report Number: 329161
 Superseded Report:

VOC MS (W)

Results Legend		Customer Sample R	BH2	BH7	BH9	BH10	BH201A	BH104B
#	ISO17025 accredited.		Water (GW/SW)	Water (GW/SW)	Water (GW/SW)	Water (GW/SW)	Water (GW/SW)	Water (GW/SW)
M	mCERTS accredited.	Depth (m)	02/09/2015	01/09/2015	02/09/2015	01/09/2015	02/09/2015	02/09/2015
aq	Aqueous / settled sample.	Sample Type	Water (GW/SW)	Water (GW/SW)	Water (GW/SW)	Water (GW/SW)	Water (GW/SW)	Water (GW/SW)
diss.filt	Dissolved / filtered sample.	Date Sampled	02/09/2015	01/09/2015	02/09/2015	01/09/2015	02/09/2015	02/09/2015
tot.unfilt	Total / unfiltered sample.	Sampled Time	03/09/2015	03/09/2015	03/09/2015	03/09/2015	03/09/2015	03/09/2015
*	Subcontracted test.	Date Received	03/09/2015	03/09/2015	03/09/2015	03/09/2015	03/09/2015	03/09/2015
**	% recovery of the surrogate standard to check the efficiency of the method. The results of individual compounds within samples aren't corrected for the recovery	SDG Ref	150903-66	150903-66	150903-66	150903-66	150903-66	150903-66
(F)	Trigger breach confirmed	Lab Sample No.(s)	12003516	12003511	12003512	12003513	12003515	12003514
1-5&	Sample deviation (see appendix)	AGS Reference						
Component	LOD/Units	Method						
Dibromofluoromethane**	%	TM208	89.4	87.9	83	117	90.6	119
Toluene-d8**	%	TM208	80.2	80.5	81.6	99.4	81.4	99.8
4-Bromofluorobenzene**	%	TM208	78.8	78.1	78.6	96.2	80.2	97.4
Dichlorodifluoromethane	<1 µg/l	TM208	<1	<1	<1	<1	<1	<1
Chloromethane	<1 µg/l	TM208	<1	<1	<1	<1	<1	<1
Vinyl chloride	<1 µg/l	TM208	<1	<1	<1	<1	<1	<1
Bromomethane	<1 µg/l	TM208	<1	<1	<1	<1	<1	<1
Chloroethane	<1 µg/l	TM208	<1	<1	<1	<1	<1	<1
Trichlorofluoromethane	<1 µg/l	TM208	<1	<1	<1	<1	<1	<1
1,1-Dichloroethene	<1 µg/l	TM208	<1	<1	<1	<1	<1	<1
Carbon disulphide	<1 µg/l	TM208	<1	<1	2.28	<1	<1	<1
Dichloromethane	<3 µg/l	TM208	<3	<3	<3	<3	<3	<3
Methyl tertiary butyl ether (MTBE)	<1 µg/l	TM208	<1	<1	<1	<1	<1	<1
trans-1,2-Dichloroethene	<1 µg/l	TM208	<1	<1	<1	<1	<1	<1
1,1-Dichloroethane	<1 µg/l	TM208	<1	<1	<1	<1	<1	<1
cis-1,2-Dichloroethene	<1 µg/l	TM208	<1	<1	<1	<1	<1	<1
2,2-Dichloropropane	<1 µg/l	TM208	<1	<1	<1	<1	<1	<1
Bromochloromethane	<1 µg/l	TM208	<1	<1	<1	<1	<1	<1
Chloroform	<1 µg/l	TM208	<1	<1	<1	<1	<1	<1
1,1,1-Trichloroethane	<1 µg/l	TM208	<1	<1	<1	<1	<1	<1
1,1-Dichloropropene	<1 µg/l	TM208	<1	<1	<1	<1	<1	<1
Carbontetrachloride	<1 µg/l	TM208	<1	<1	<1	<1	<1	<1
1,2-Dichloroethane	<1 µg/l	TM208	<1	<1	<1	<1	<1	<1
Benzene	<1 µg/l	TM208	<1	<1	<1	<1	<1	<1
Trichloroethene	<1 µg/l	TM208	<1	<1	<1	<1	<1	<1
1,2-Dichloropropane	<1 µg/l	TM208	<1	<1	<1	<1	<1	<1
Dibromomethane	<1 µg/l	TM208	<1	<1	<1	<1	<1	<1
Bromodichloromethane	<1 µg/l	TM208	<1	<1	<1	<1	<1	<1
cis-1,3-Dichloropropene	<1 µg/l	TM208	<1	<1	<1	<1	<1	<1
Toluene	<1 µg/l	TM208	<1	<1	<1	<1	<1	<1
trans-1,3-Dichloropropene	<1 µg/l	TM208	<1	<1	<1	<1	<1	<1
1,1,2-Trichloroethane	<1 µg/l	TM208	<1	<1	<1	<1	<1	<1



CERTIFICATE OF ANALYSIS

SDG: 150903-66
 Job: H_URS_WIM-273
 Client Reference:

Location: Stag Brewery
 Customer: AECOM
 Attention: Gary Marshall

Order Number:
 Report Number: 329161
 Superseded Report:

VOC MS (W)

Results Legend		Customer Sample R	BH2	BH7	BH9	BH10	BH201A	BH104B
#	ISO17025 accredited.	Depth (m) Sample Type Date Sampled Sampled Time Date Received SDG Ref Lab Sample No.(s) AGS Reference	Water(GW/SW)	Water(GW/SW)	Water(GW/SW)	Water(GW/SW)	Water(GW/SW)	Water(GW/SW)
M	mCERTS accredited.		02/09/2015	01/09/2015	02/09/2015	01/09/2015	02/09/2015	02/09/2015
aq	Aqueous / settled sample.		03/09/2015	03/09/2015	03/09/2015	03/09/2015	03/09/2015	03/09/2015
diss.filt	Dissolved / filtered sample.		150903-66	150903-66	150903-66	150903-66	150903-66	150903-66
tot.unfilt	Total / unfiltered sample.		12003516	12003511	12003512	12003513	12003515	12003514
*	Subcontracted test.							
**	% recovery of the surrogate standard to check the efficiency of the method. The results of individual compounds within samples aren't corrected for the recovery							
(F)	Trigger breach confirmed							
1-5 	Sample deviation (see appendix)							
Component	LOD/Units		Method					
1,3-Dichloropropane	<1 µg/l	TM208	<1	<1	<1	<1	<1	<1
Tetrachloroethene	<1 µg/l	TM208	<1	<1	<1	<1	<1	<1
Dibromochloromethane	<1 µg/l	TM208	<1	<1	<1	<1	<1	<1
1,2-Dibromoethane	<1 µg/l	TM208	<1	<1	<1	<1	<1	<1
Chlorobenzene	<1 µg/l	TM208	1.7	1.77	1.89	<1	1.8	<1
1,1,1,2-Tetrachloroethane	<1 µg/l	TM208	<1	<1	<1	<1	<1	<1
Ethylbenzene	<1 µg/l	TM208	<1	<1	<1	<1	<1	<1
m,p-Xylene	<1 µg/l	TM208	<1	<1	<1	<1	<1	<1
o-Xylene	<1 µg/l	TM208	<1	<1	<1	<1	<1	<1
Styrene	<1 µg/l	TM208	<1	<1	<1	<1	<1	<1
Bromoform	<1 µg/l	TM208	<1	<1	<1	<1	<1	<1
Isopropylbenzene	<1 µg/l	TM208	<1	<1	<1	<1	<1	<1
1,1,2,2-Tetrachloroethane	<1 µg/l	TM208	<1	<1	<1	<1	<1	<1
1,2,3-Trichloropropane	<1 µg/l	TM208	<1	<1	<1	<1	<1	<1
Bromobenzene	<1 µg/l	TM208	<1	<1	<1	<1	<1	<1
Propylbenzene	<1 µg/l	TM208	<1	<1	<1	<1	<1	<1
2-Chlorotoluene	<1 µg/l	TM208	<1	<1	<1	<1	<1	<1
1,3,5-Trimethylbenzene	<1 µg/l	TM208	<1	<1	<1	<1	<1	<1
4-Chlorotoluene	<1 µg/l	TM208	<1	<1	<1	<1	<1	<1
tert-Butylbenzene	<1 µg/l	TM208	<1	<1	<1	<1	<1	<1
1,2,4-Trimethylbenzene	<1 µg/l	TM208	<1	<1	<1	<1	<1	<1
sec-Butylbenzene	<1 µg/l	TM208	<1	<1	<1	<1	<1	<1
4-iso-Propyltoluene	<1 µg/l	TM208	<1	<1	<1	<1	<1	<1
1,3-Dichlorobenzene	<1 µg/l	TM208	<1	<1	<1	<1	<1	<1
1,4-Dichlorobenzene	<1 µg/l	TM208	<1	<1	<1	<1	<1	<1
n-Butylbenzene	<1 µg/l	TM208	<1	<1	<1	<1	<1	<1
1,2-Dichlorobenzene	<1 µg/l	TM208	<1	<1	<1	<1	<1	<1
1,2-Dibromo-3-chloropropane	<1 µg/l	TM208	<1	<1	<1	<1	<1	<1
1,2,4-Trichlorobenzene	<1 µg/l	TM208	<1	<1	<1	<1	<1	<1
Hexachlorobutadiene	<1 µg/l	TM208	<1	<1	<1	<1	<1	<1
tert-Amyl methyl ether (TAME)	<1 µg/l	TM208	<1	<1	<1	<1	<1	<1
Naphthalene	<1 µg/l	TM208	<1	<1	<1	<1	<1	<1



CERTIFICATE OF ANALYSIS

Validated

SDG: 150903-66
Job: H_URS_WIM-273
Client Reference:

Location: Stag Brewery
Customer: AECOM
Attention: Gary Marshall

Order Number:
Report Number: 329161
Superseded Report:

VOC MS (W)

Table with columns for Results Legend, Customer Sample R, BH2, BH7, BH9, BH10, BH201A, BH104B, Component, LOD/Units, Method, and concentration values for 1,2,3-Trichlorobenzene and 1,3,5-Trichlorobenzene.



SDG: 150903-66
Job: H_URS_WIM-273
Client Reference:

Location: Stag Brewery
Customer: AECOM
Attention: Gary Marshall

Order Number:
Report Number: 329161
Superseded Report:

Table of Results - Appendix

Method No	Reference	Description	Wet/Dry Sample ¹	Surrogate Corrected
TM061	Method for the Determination of EPH, Massachusetts Dept. of EP, 1998	Determination of Extractable Petroleum Hydrocarbons by GC-FID (C10-C40)		
TM099	BS 2690: Part 7:1968 / BS 6068: Part 2.11:1984	Determination of Ammonium in Water Samples using the Kone Analyser		
TM107	ISO 6060-1989	Determination of Chemical Oxygen Demand using COD Dr Lange Kit		
TM152	Method 3125B, AWWA/APHA, 20th Ed., 1999	Analysis of Aqueous Samples by ICP-MS		
TM172	Analysis of Petroleum Hydrocarbons in Environmental Media – Total Petroleum Hydrocarbon Criteria	EPH in Waters		
TM176	EPA 8270D Semi-Volatile Organic Compounds by Gas Chromatography/Mass Spectrometry (GC/MS)	Determination of SVOCs in Water by GCMS		
TM183	BS EN 23506:2002, (BS 6068-2.74:2002) ISBN 0 580 38924 3	Determination of Trace Level Mercury in Waters and Leachates by PSA Cold Vapour Atomic Fluorescence Spectrometry		
TM184	EPA Methods 325.1 & 325.2,	The Determination of Anions in Aqueous Matrices using the Kone Spectrophotometric Analysers		
TM208	Modified: US EPA Method 8260b & 624	Determination of Volatile Organic Compounds by Headspace / GC-MS in Waters		
TM245	By GC-FID	Determination of GRO by Headspace in waters		
TM256	The measurement of Electrical Conductivity and the Laboratory determination of pH Value of Natural, Treated and Wastewaters. HMSO, 1978. ISBN 011 751428 4.	Determination of pH in Water and Leachate using the GLpH pH Meter		
TM283		Determination of Dissolved Niobium, Tungsten, and Zirconium in Water Matrices by ICP-MS		

¹ Applies to Solid samples only. DRY indicates samples have been dried at 35°C. NA = not applicable.



SDG: 150903-66
 Job: H_URS_WIM-273
 Client Reference:

Location: Stag Brewery
 Customer: AECCOM
 Attention: Gary Marshall

Order Number:
 Report Number: 329161
 Superseded Report:

Test Completion Dates

Lab Sample No(s)	12003516	12003511	12003512	12003513	12003515	12003514
Customer Sample Ref.	BH2	BH7	BH9	BH10	BH201A	BH104B
AGS Ref.						
Depth						
Type	LIQUID	LIQUID	LIQUID	LIQUID	LIQUID	LIQUID
Ammoniacal Nitrogen	04-Sep-2015	04-Sep-2015	04-Sep-2015	04-Sep-2015	04-Sep-2015	04-Sep-2015
Anions by Kone (w)	07-Sep-2015	07-Sep-2015	07-Sep-2015	07-Sep-2015	07-Sep-2015	09-Sep-2015
COD Unfiltered	04-Sep-2015	04-Sep-2015	04-Sep-2015	04-Sep-2015	04-Sep-2015	05-Sep-2015
Dissolved Metals by ICP-MS	06-Sep-2015	08-Sep-2015	06-Sep-2015	07-Sep-2015	08-Sep-2015	06-Sep-2015
Dissolved W, Nb and Zr by ICP-MS	08-Sep-2015	08-Sep-2015	08-Sep-2015	08-Sep-2015	08-Sep-2015	08-Sep-2015
EPH (DRO) (C10-C40) Aqueous (W)	07-Sep-2015	07-Sep-2015	08-Sep-2015	07-Sep-2015	07-Sep-2015	08-Sep-2015
GRO by GC-FID (W)	07-Sep-2015	07-Sep-2015	07-Sep-2015	07-Sep-2015	07-Sep-2015	07-Sep-2015
Mercury Dissolved	07-Sep-2015	07-Sep-2015	07-Sep-2015	07-Sep-2015	07-Sep-2015	08-Sep-2015
Nitrite by Kone (w)	06-Sep-2015	06-Sep-2015	06-Sep-2015	06-Sep-2015	06-Sep-2015	09-Sep-2015
pH Value	08-Sep-2015	08-Sep-2015	08-Sep-2015	08-Sep-2015	08-Sep-2015	07-Sep-2015
SVOC MS (W) - Aqueous	07-Sep-2015	07-Sep-2015	08-Sep-2015	07-Sep-2015	07-Sep-2015	08-Sep-2015
Total EPH (aq)	08-Sep-2015	08-Sep-2015	08-Sep-2015	09-Sep-2015	08-Sep-2015	09-Sep-2015
VOC MS (W)	07-Sep-2015	07-Sep-2015	07-Sep-2015	09-Sep-2015	07-Sep-2015	09-Sep-2015



SDG: 150903-66
 Job: H_URS_WIM-273
 Client Reference:

Location: Stag Brewery
 Customer: AECOM
 Attention: Gary Marshall

Order Number:
 Report Number: 329161
 Superseded Report:

ASSOCIATED AQC DATA

Ammoniacal Nitrogen

Component	Method Code	QC 1214	QC 1207
Ammoniacal Nitrogen as N	TM099	102.8 91.84 : 108.16	104.4 91.84 : 108.16

Anions by Kone (w)

Component	Method Code	QC 1269	QC 1243
Chloride	TM184	99.4 94.64 : 106.82	94.23 : 107.50
Phosphate (Ortho as PO4)	TM184	96.40 : 108.40	102.4 96.41 : 109.80
Sulphate (soluble)	TM184	101.2 96.47 : 104.74	94.38 : 108.93
TON as NO3	TM184	98.5 93.05 : 112.12	93.93 : 110.49

COD Unfiltered

Component	Method Code	QC 1200	QC 1252
COD	TM107	97.91 95.90 : 102.57	100.38 95.90 : 102.57

Dissolved Metals by ICP-MS

Component	Method Code	QC 1282	QC 1276
Aluminium	TM152	103.33 88.58 : 117.87	100.53 88.58 : 117.87
Antimony	TM152	100.4 87.01 : 109.33	100.53 87.01 : 109.33
Arsenic	TM152	99.87 89.45 : 113.51	100.67 89.45 : 113.51
Barium	TM152	99.33 90.47 : 113.85	98.53 90.47 : 113.85
Beryllium	TM152	102.13 84.68 : 120.26	102.4 84.68 : 120.26
Boron	TM152	98.93 82.95 : 121.47	99.73 82.95 : 121.47
Cadmium	TM152	102.93 90.40 : 113.29	101.73 90.40 : 113.29
Chromium	TM152	102.27 90.01 : 114.05	102.27 90.01 : 114.05
Cobalt	TM152	102.0 87.14 : 117.85	100.8 87.14 : 117.85
Copper	TM152	97.6 88.43 : 114.27	100.53 88.43 : 114.27
Lead	TM152	96.67 89.53 : 109.90	96.53 89.53 : 109.90



SDG: 150903-66
 Job: H_URS_WIM-273
 Client Reference:

Location: Stag Brewery
 Customer: AECOM
 Attention: Gary Marshall

Order Number:
 Report Number: 329161
 Superseded Report:

Dissolved Metals by ICP-MS

		QC 1282	QC 1276
Lithium	TM152	103.07 84.32 : 123.11	102.8 84.32 : 123.11
Manganese	TM152	102.13 91.43 : 113.17	102.13 91.43 : 113.17
Molybdenum	TM152	98.27 80.73 : 113.85	98.93 80.73 : 113.85
Nickel	TM152	100.27 87.68 : 113.94	100.13 87.68 : 113.94
Phosphorus	TM152	88.93 86.68 : 118.34	100.93 86.68 : 118.34
Selenium	TM152	100.4 91.03 : 113.34	100.53 91.03 : 113.34
Strontium	TM152	102.0 90.44 : 114.09	100.67 90.44 : 114.09
Tellurium	TM152	90.27 80.93 : 116.91	85.6 80.93 : 116.91
Thallium	TM152	96.27 90.27 : 111.31	98.93 90.27 : 111.31
Tin	TM152	101.47 83.07 : 112.37	99.6 83.07 : 112.37
Titanium	TM152	102.93 92.65 : 111.58	101.07 92.65 : 111.58
Uranium	TM152	94.13 88.60 : 110.35	94.53 88.60 : 110.35
Vanadium	TM152	102.27 88.43 : 116.60	102.53 88.43 : 116.60
Zinc	TM152	95.73 89.84 : 113.06	101.6 89.84 : 113.06

Dissolved W, Nb and Zr by ICP-MS

Component	Method Code	QC 1290
Bismuth	TM283	92.13 66.55 : 123.56
Niobium	TM283	107.6 85.00 : 115.00
Silver	TM283	105.33 81.37 : 112.35
Tungsten	TM283	85.87 85.00 : 115.00
Zirconium	TM283	102.27 85.00 : 115.00

EPH (DRO) (C10-C40) Aqueous (W)

Component	Method Code	QC 1284	QC 1280
EPH (DRO) (C10-C40)	TM172	80.5 59.47 : 106.15	72.5 59.22 : 112.78

GRO by GC-FID (W)



SDG: 150903-66
 Job: H_URS_WIM-273
 Client Reference:

Location: Stag Brewery
 Customer: AECOM
 Attention: Gary Marshall

Order Number:
 Report Number: 329161
 Superseded Report:

GRO by GC-FID (W)

Component	Method Code	QC 1234
Benzene by GC	TM245	98.0 77.50 : 122.50
Ethylbenzene by GC	TM245	97.5 77.50 : 122.50
m & p Xylene by GC	TM245	97.75 77.50 : 122.50
MTBE GC-FID	TM245	101.0 77.50 : 122.50
o Xylene by GC	TM245	97.0 77.50 : 122.50
QC	TM245	104.67 74.88 : 125.54
Toluene by GC	TM245	98.5 77.50 : 122.50

Mercury Dissolved

Component	Method Code	QC 1282	QC 1248
Mercury Dissolved (CVAF)	TM183	108.0 73.51 : 120.83	96.1 73.51 : 120.83

pH Value

Component	Method Code	QC 1280	QC 1258
pH	TM256	101.62 99.37 : 102.65	101.08 99.20 : 102.85

SVOC MS (W) - Aqueous

Component	Method Code	QC 1255	QC 1208	QC 1247
4-Bromophenylphenylether	TM176	65.28 55.04 : 128.00	87.2 55.04 : 128.00	82.4 65.62 : 120.95
Benzo(a)anthracene	TM176	66.0 52.64 : 123.68	87.2 52.64 : 123.68	82.4 62.83 : 114.26
Benzo(a)pyrene	TM176	58.24 49.60 : 114.40	79.68 49.60 : 114.40	80.8 54.19 : 105.67
Butylbenzyl phthalate	TM176	70.32 49.04 : 127.76	93.6 49.04 : 127.76	82.4 45.10 : 118.90
Hexachlorobutadiene	TM176	59.36 42.80 : 108.20	77.52 42.80 : 108.20	61.28 43.12 : 110.32
Naphthalene	TM176	67.92 47.20 : 116.80	92.0 47.20 : 116.80	85.6 69.48 : 118.94
Nitrobenzene	TM176	69.36 58.70 : 110.90	88.8 58.70 : 110.90	79.52 69.13 : 107.62
Phenol	TM176	38.08 30.25 : 79.75	50.08 30.25 : 79.75	49.12 30.92 : 74.19



SDG: 150903-66
 Job: H_URS_WIM-273
 Client Reference:

Location: Stag Brewery
 Customer: AECOM
 Attention: Gary Marshall

Order Number:
 Report Number: 329161
 Superseded Report:

VOC MS (W)

Component	Method Code	QC 1272	QC 1223	QC 1239
1,1,1,2-Tetrachloroethane	TM208	91.5 84.25 : 114.84	94.5 77.50 : 122.50	100.5 84.25 : 114.84
1,1,1-Trichloroethane	TM208	90.0 84.67 : 111.97	96.5 77.50 : 122.50	96.0 84.67 : 111.97
1,1-Dichloroethane	TM208	92.0 80.19 : 121.45	107.0 77.50 : 122.50	99.5 80.19 : 121.45
1,2-Dichloroethane	TM208	93.0 77.68 : 127.05	98.0 77.50 : 122.50	99.0 77.68 : 127.05
2-Chlorotoluene	TM208	93.0 85.81 : 116.77	97.0 77.50 : 122.50	99.0 85.81 : 116.77
4-Chlorotoluene	TM208	92.5 87.22 : 115.45	97.5 77.50 : 122.50	100.0 87.22 : 115.45
Benzene	TM208	90.5 82.30 : 120.49	103.0 77.50 : 122.50	101.0 82.30 : 120.49
Bromomethane	TM208	99.0 76.16 : 123.35	104.0 75.87 : 132.10	90.0 76.16 : 123.35
Carbontetrachloride	TM208	92.5 83.96 : 117.98	98.5 77.50 : 122.50	99.5 83.96 : 117.98
Chlorobenzene	TM208	94.5 85.75 : 114.88	99.5 77.50 : 122.50	100.0 85.75 : 114.88
Chloroform	TM208	94.0 84.84 : 119.97	103.0 77.50 : 122.50	104.5 84.84 : 119.97
Chloromethane	TM208	96.0 53.63 : 141.38	131.0 77.12 : 138.43	113.5 53.63 : 141.38
Cis-1,2-Dichloroethene	TM208	102.5 81.65 : 120.44	111.0 77.50 : 122.50	111.0 81.65 : 120.44
Dichloromethane	TM208	93.5 79.31 : 122.56	113.0 77.50 : 122.50	104.0 79.31 : 122.56
Ethylbenzene	TM208	89.5 80.74 : 110.74	96.0 78.88 : 104.73	94.0 80.74 : 110.74
Hexachlorobutadiene	TM208	101.5 68.91 : 121.59	81.5 72.12 : 118.38	91.5 68.91 : 121.59
o-Xylene	TM208	91.0 85.43 : 113.21	96.0 82.27 : 108.61	95.0 85.43 : 113.21
p/m-Xylene	TM208	90.0 80.94 : 113.51	97.0 74.83 : 118.29	95.0 80.94 : 113.51
Tert-butyl methyl ether	TM208	102.5 59.77 : 129.51	87.0 75.13 : 130.32	88.5 59.77 : 129.51
Tetrachloroethene	TM208	91.5 83.21 : 115.40	95.0 82.93 : 109.54	101.5 83.21 : 115.40
Toluene	TM208	90.0 86.02 : 114.04	96.5 80.95 : 110.35	98.5 86.02 : 114.04
Trichloroethene	TM208	92.0 83.50 : 113.50	96.5 82.90 : 111.55	96.5 83.50 : 113.50
Vinyl Chloride	TM208	84.5 63.71 : 124.88	105.5 64.36 : 126.94	82.0 63.71 : 124.88

The above information details the reference name of the analytical quality control sample (AQC) that has been run with the samples contained in this report for the different methods of analysis.

The figure detailed is the percentage recovery result for the AQC.

The subscript numbers below are the percentage recovery lower control limit (LCL) and the upper control limit (UCL). The percentage recovery result for the AQC should be between these limits to be statistically in control.



SDG: 150903-66
Job: H_URS_WIM-273
Client Reference:

Location: Stag Brewery
Customer: AECOM
Attention: Gary Marshall

Order Number:
Report Number: 329161
Superseded Report:

Chromatogram

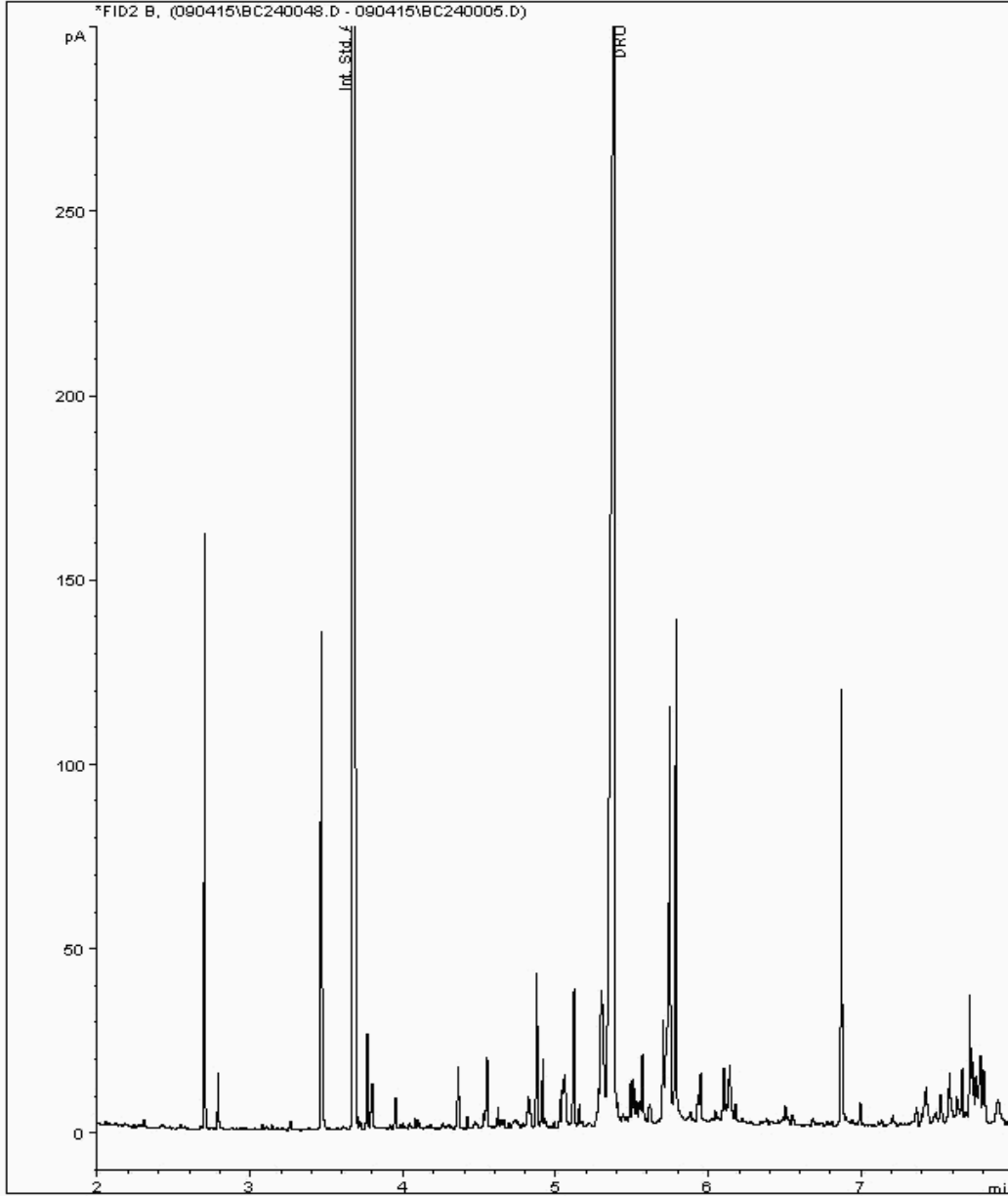
Analysis: EPH (DRO) (C10-C40) Aqueous (W)

Sample No : 12008285
Sample ID : BH9

Depth :

Alcontrol/Geochem Analytical Services
EPH Range Organics (C10 - C40)

Sample Identity: 11385279-
Date Acquired : 07/09/2015 18:32:19 PM
Units : mg/l





SDG: 150903-66
Job: H_URS_WIM-273
Client Reference:

Location: Stag Brewery
Customer: AECOM
Attention: Gary Marshall

Order Number:
Report Number: 329161
Superseded Report:

Chromatogram

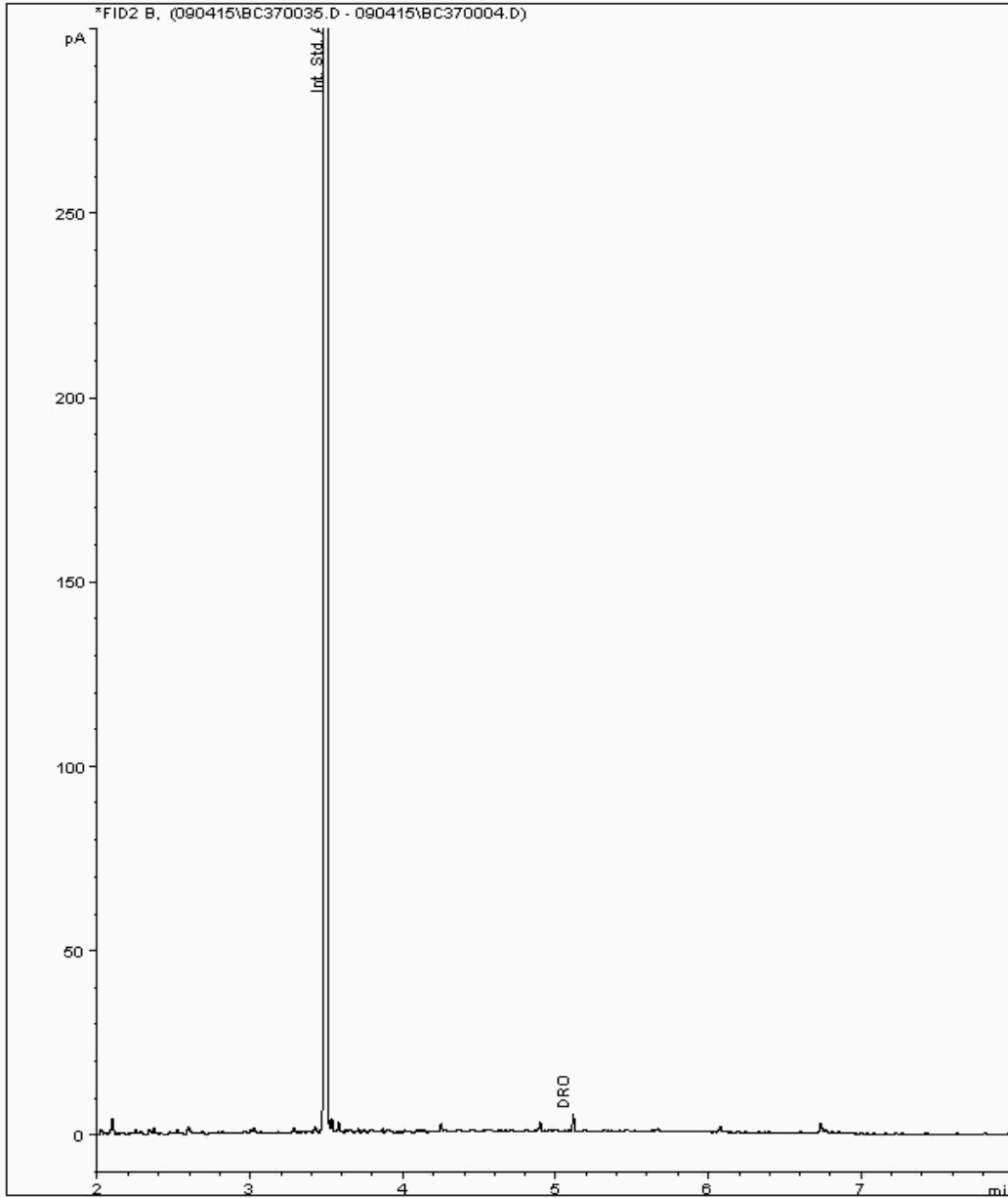
Analysis: EPH (DRO) (C10-C40) Aqueous (W)

Sample No : 12008287
Sample ID : BH7

Depth :

Alcontrol/Geochem Analytical Services
EPH Range Organics (C10 - C40)

Sample Identity: 11385265-
Date Acquired : 05/09/2015 04:02:39 PM
Units : mg/l





SDG: 150903-66
Job: H_URS_WIM-273
Client Reference:

Location: Stag Brewery
Customer: AECOM
Attention: Gary Marshall

Order Number:
Report Number: 329161
Superseded Report:

Chromatogram


Analysis: EPH (DRO) (C10-C40) Aqueous (W)

Sample No : 12008289
Sample ID : BH201A

Depth :

Alcontrol/Geochem Analytical Services
EPH Range Organics (C10 - C40)

Sample Identity: 11385324-
Date Acquired : 05/09/2015 04:25:24 PM
Units : mg/l





SDG: 150903-66
Job: H_URS_WIM-273
Client Reference:

Location: Stag Brewery
Customer: AECOM
Attention: Gary Marshall

Order Number:
Report Number: 329161
Superseded Report:

Chromatogram


Analysis: EPH (DRO) (C10-C40) Aqueous (W)

Sample No : 12008291
Sample ID : BH2

Depth :

Alcontrol/Geochem Analytical Services
EPH Range Organics (C10 - C40)

Sample Identity: 11385370-
Date Acquired : 05/09/2015 03:17:44 PM
Units : mg/l





SDG: 150903-66
Job: H_URS_WIM-273
Client Reference:

Location: Stag Brewery
Customer: AECOM
Attention: Gary Marshall

Order Number:
Report Number: 329161
Superseded Report:

Chromatogram

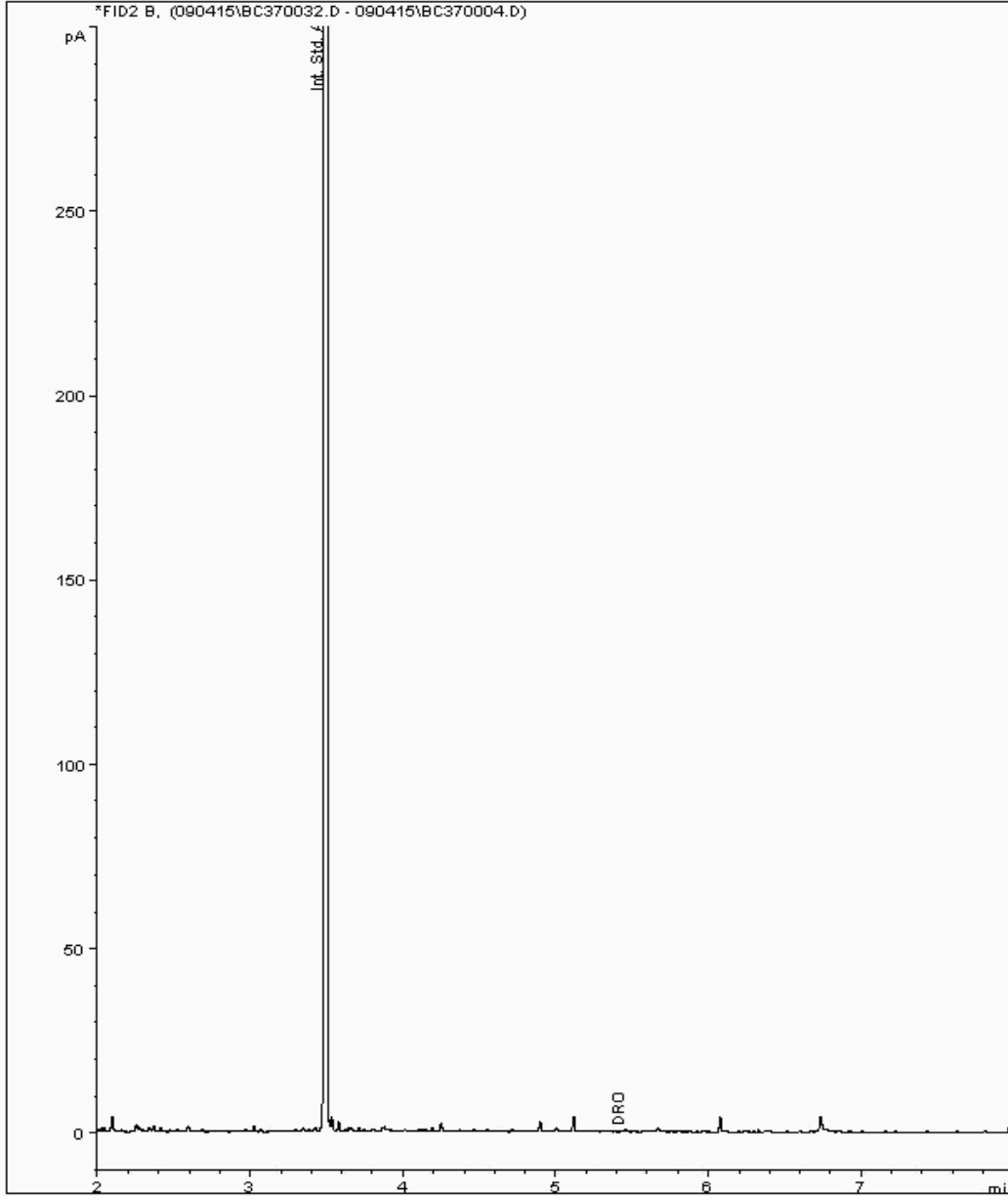
Analysis: EPH (DRO) (C10-C40) Aqueous (W)

Sample No : 12008293
Sample ID : BH10

Depth :

Alcontrol/Geochem Analytical Services
EPH Range Organics (C10 - C40)

Sample Identity: 11385293-
Date Acquired : 05/09/2015 02:55:03 PM
Units : mg/l





SDG: 150903-66
Job: H_URS_WIM-273
Client Reference:

Location: Stag Brewery
Customer: AECOM
Attention: Gary Marshall

Order Number:
Report Number: 329161
Superseded Report:

Chromatogram


Analysis: EPH (DRO) (C10-C40) Aqueous (W)

Sample No : 12015642
Sample ID : BH104B

Depth :

Alcontrol/Geochem Analytical Services
EPH Range Organics (C10 - C40)

Sample Identity: 11389081-
Date Acquired : 08/09/2015 12:08:27 PM
Units : mg/l





SDG: 150903-66
Job: H_URS_WIM-273
Client Reference:

Location: Stag Brewery
Customer: AECOM
Attention: Gary Marshall


Order Number:
Report Number: 329161
Superseded Report:

Chromatogram

Analysis: GRO by GC-FID (W)

Sample No : 12010761
Sample ID : BH104B

Depth :





SDG: 150903-66
Job: H_URS_WIM-273
Client Reference:

Location: Stag Brewery
Customer: AECOM
Attention: Gary Marshall


Order Number:
Report Number: 329161
Superseded Report:

Chromatogram

Analysis: GRO by GC-FID (W)

Sample No : 12010788
Sample ID : BH10

Depth :





SDG: 150903-66
Job: H_URS_WIM-273
Client Reference:

Location: Stag Brewery
Customer: AECOM
Attention: Gary Marshall


Order Number:
Report Number: 329161
Superseded Report:

Chromatogram

Analysis: GRO by GC-FID (W)

Sample No : 12010921
Sample ID : BH9

Depth :





SDG: 150903-66
Job: H_URS_WIM-273
Client Reference:

Location: Stag Brewery
Customer: AECOM
Attention: Gary Marshall


Order Number:
Report Number: 329161
Superseded Report:

Chromatogram

Analysis: GRO by GC-FID (W)

Sample No : 12010946
Sample ID : BH7

Depth :





SDG: 150903-66
Job: H_URS_WIM-273
Client Reference:

Location: Stag Brewery
Customer: AECOM
Attention: Gary Marshall


Order Number:
Report Number: 329161
Superseded Report:

Chromatogram

Analysis: GRO by GC-FID (W)

Sample No : 12010954
Sample ID : BH201A

Depth :





SDG: 150903-66
Job: H_URS_WIM-273
Client Reference:

Location: Stag Brewery
Customer: AECOM
Attention: Gary Marshall


Order Number:
Report Number: 329161
Superseded Report:

Chromatogram

Analysis: GRO by GC-FID (W)

Sample No : 12010970
Sample ID : BH2

Depth :





SDG: 150903-66
Job: H_URS_WIM-273
Client Reference:

Location: Stag Brewery
Customer: AECOM
Attention: Gary Marshall

Order Number:
Report Number: 329161
Superseded Report:

Appendix

1. Results are expressed on a dry weight basis (dried at 35°C) for all soil analyses except for the following: NRA Leach tests, flash point, ammonium as NH₄ by the BRE method, VOC TICS, SVOC TICS, TOF-MS SCAN/SEARCH and TOF-MS TICS.

2. Samples will be run in duplicate upon request, but an additional charge may be incurred.

3. If sufficient sample is received a sub sample will be retained free of charge for 30 days after analysis is completed (e-mailed) for both soil jars, tubs and volatile jars. All waters and vials will be discarded 10 days after the analysis is completed (e-mailed). All material removed during an asbestos containing material screen and analysed for the presence of asbestos will be retained for a period of 6 months after the analysis date. All samples received and not scheduled will be disposed of one month after the date of receipt unless we are instructed to the contrary. Once the initial period has expired, a storage charge will be applied for each month or part thereof until the client cancels the request for sample storage. ALcontrol Laboratories reserve the right to charge for samples received and stored but not analysed.

4. With respect to turnaround, we will always endeavour to meet client requirements wherever possible, but turnaround times cannot be absolutely guaranteed due to so many variables beyond our control.

5. We take responsibility for any test performed by sub-contractors (marked with an asterisk). We endeavour to use UKAS/MCERTS Accredited Laboratories, who either complete a quality questionnaire or are audited by ourselves. For some determinands there are no UKAS/MCERTS Accredited Laboratories, in this instance a laboratory with a known track record will be utilised.

6. When requested, the individual sub sample scheduled will be screened in house for the presence of large asbestos containing material fragments/pieces. If no asbestos containing material is found this will be reported as 'no asbestos containing material detected'. If asbestos containing material is detected it will be removed and analysed by our documented in house method TM048 based on HSG 248 (2005), which is accredited to ISO17025. If asbestos containing material is present no further analysis will be undertaken. At no point is the fibre content of the soil sample determined.

7. If no separate volatile sample is supplied by the client, the integrity of the data may be compromised if the laboratory is required to create a sub-sample from the bulk sample -similarly, if a headspace or sediment is present in the volatile sample. This will be flagged up as an invalid VOC on the test schedule or recorded on the log sheet.

8. If appropriate preserved bottles are not received preservation will take place on receipt. However, the integrity of the data may be compromised.

9. NDP -No determination possible due to insufficient/unsuitable sample.

10. Metals in water are performed on a filtered sample, and therefore represent dissolved metals -total metals must be requested separately.

11. A table containing the date of analysis for each parameter is not routinely included with the report, but is available upon request.

12. Results relate only to the items tested

13. **Surrogate recoveries** -Most of our organic methods include surrogates, the recovery of which is monitored and reported. For EPH, MO, PAH, GRO and VOCs on soils the result is not surrogate corrected, but a percentage recovery is quoted. Acceptable limits for most organic methods are 70 -130 %.

14. **Product analyses** -Organic analyses on products can only be semi-quantitative due to the matrix effects and high dilution factors employed.

15. Phenols monohydric by HPLC include phenol, cresols (2-Methylphenol, 3-Methylphenol and 4-Methylphenol) and Xylenols (2,3 Dimethylphenol, 2,4 Dimethylphenol, 2,5 Dimethylphenol, 2,6 Dimethylphenol, 3,4 Dimethylphenol, 3,5 Dimethylphenol).

16. Total of 5 speciated phenols by HPLC includes Phenol, 2,3,5-Trimethyl Phenol, 2-Isopropylphenol, Cresols and Xylenols (as detailed in 14).

17. Stones/debris are not routinely removed. We always endeavour to take a representative sub sample from the received sample.

18. Our MCERTS accreditation for PAHs by GCMS applies to all product types apart from Kerosene, where naphthalene only is not accredited.

19. In certain circumstances the method detection limit may be elevated due to the sample being outside the calibration range. Other factors that may contribute to this include possible interferences. In both cases the sample would be diluted which would cause the method detection limit to be raised.

20. Mercury results quoted on soils will not include volatile mercury as the analysis is performed on a dried and crushed sample.

21. For the BSEN 12457-3 two batch process to allow the cumulative release to be calculated, the volume of the leachate produced is measured and filtered for all tests. We therefore cannot carry out any unfiltered analysis. The tests affected include volatiles GCFID/GCMS and all subcontracted analysis.

22. For all leachate preparations (NRA, DIN, TCLP, BSEN 12457-1, 2, 3) volatile loss may occur, as we do not employ zero headspace extraction.

23. We are accredited to MCERTS for sand, clay and loam/topsoil, or any of these materials -whether these are derived from naturally occurring soil profiles, or from fill/made ground, as long as these materials constitute the major part of the sample. Other coarse granular material such as concrete, gravel and brick are not accredited if they comprise the major part of the sample.

24. Analysis and identification of specific compounds using GCFID is by retention time only, and we routinely calibrate and quantify for benzene, toluene, ethylbenzenes and xylenes (BTEX). For total volatiles in the C₄-C₁₀ range, the total area of the chromatogram is integrated and expressed as ug/kg or ug/l. Although this analysis is commonly used for the quantification of gasoline range organics (GRO), the system will also detect other compounds such as chlorinated solvents, and this may lead to a falsely high result with respect to hydrocarbons only. It is not possible to specifically identify these non-hydrocarbons, as standards are not routinely run for any other compounds, and for more definitive identification, volatiles by GCMS should be utilised.

SOLID MATRICES EXTRACTION SUMMARY

ANALYSIS	D/C OR WET	EXTRACTION SOLVENT	EXTRACTION METHOD	ANALYSIS
SOLVENT EXTRACTABLE MATTER	D&C	DOM	SOXHERM	GRAMMETRIC
CYCLOHEXANE EXT. MATTER	D&C	CYCLOHEXANE	SOXHERM	GRAMMETRIC
THIN LAYER CHROMATOGRAPHY	D&C	DOM	SOXHERM	IATROSCAN
ELEMENTAL SULPHUR	D&C	DOM	SOXHERM	HFLC
PHENOLSBY GOMS	WET	DOM	SOXHERM	GCMS
HERBICIDES	D&C	HBXANEACETONE	SOXHERM	GCMS
PESTICIDES	D&C	HBXANEACETONE	SOXHERM	GCMS
EPH (DRO)	D&C	HBXANEACETONE	END OVEREND	GCFD
EPH (MINOIL)	D&C	HBXANEACETONE	END OVEREND	GCFD
EPH (CLEANED UP)	D&C	HBXANEACETONE	END OVEREND	GCFD
EPH CWG BY GC	D&C	HBXANEACETONE	END OVEREND	GCFD
PCB TOT / PCB CON	D&C	HBXANEACETONE	END OVEREND	GCMS
POLYAROMATIC HYDROCARBONS (MS)	WET	HBXANEACETONE	MICROWAVE TM218.	GCMS
C8-C40 (C8-C40) EZ FLASH	WET	HBXANEACETONE	SHAKER	GCEZ
POLYAROMATIC HYDROCARBONS RAPID GC	WET	HBXANEACETONE	SHAKER	GCEZ
SEM VOLATILE ORGANIC COMPOUNDS	WET	DOMACETONE	SONICATE	GCMS

LIQUID MATRICES EXTRACTION SUMMARY

ANALYSIS	EXTRACTION SOLVENT	EXTRACTION METHOD	ANALYSIS
PAHMS	HEXANE	STIRREDEXTRACTION(STIR-BAR)	GCMS
EPH	HEXANE	STIRREDEXTRACTION(STIR-BAR)	GCFD
EPH CWG	HEXANE	STIRREDEXTRACTION(STIR-BAR)	GCFD
MINERAL OIL	HEXANE	STIRREDEXTRACTION(STIR-BAR)	GCFD
PCB 7 CONGENERS	HEXANE	STIRREDEXTRACTION(STIR-BAR)	GCMS
PCB TOTAL	HEXANE	STIRREDEXTRACTION(STIR-BAR)	GCMS
SVOC	DOM	LIQUID/LIQUID SHAKE	GCMS
FREE SULPHUR	DOM	SOLID PHASE EXTRACTION	HFLC
PEST COPP	DOM	LIQUID/LIQUID SHAKE	GCMS
TRIAZINE HERBS	DOM	LIQUID/LIQUID SHAKE	GCMS
PHENOLS MS	DOM	SOLID PHASE EXTRACTION	GCMS
TPH by INFRARED (IR)	TCE	LIQUID/LIQUID SHAKE	HFLC
MINERAL OIL by IR	TCE	LIQUID/LIQUID SHAKE	HFLC
GLYCOLS	NONE	DIRECT INJECTION	GCMS

Identification of Asbestos in Bulk Materials

The results for asbestos identification for soil samples are obtained from possible Asbestos Containing Material, removed during the 'Screening of soils for Asbestos Containing Materials', which have been examined to determine the presence of asbestos fibres using Alcontrol Laboratories (Hawarden) in-house method of transmitted/polarised light microscopy and central stop dispersion staining, based on HSG 248 (2005).

Visual Estimation Of Fibre Content

Estimation of fibre content is not permitted as part of our UKAS accredited test other than: - Trace -Where only one or two asbestos fibres were identified.

Further guidance on typical asbestos fibre content of manufactured products can be found in MDHS 100.

The identification of asbestos containing materials falls within our schedule of tests for which we hold UKAS accreditation, however opinions, interpretations and all other information contained in the report are outside the scope of UKAS accreditation.

Asbestos Type	Common Name
Chrysotile	White Asbestos
Amosite	Brown Asbestos
Crocidolite	Blue Asbestos
Fibrous Actinolite	-
Fibrous Anthophyllite	-
Fibrous Tremolite	-

SDG: 150903-66
Job: H_URS_WIM-273
Client Reference:

Location: Stag Brewery
Customer: AECOM
Attention: Gary Marshall

Order Number:
Report Number: 329161
Superseded Report:

Appendix General

1. Results are expressed on a dry weight basis (dried at 35°C) for all soil analyses except for the following: NRA and CEN Leach tests, flash point LOI, pH, ammonium as NH4 by the BRE method, VOC TICS and SVOC TICS.

2. Samples will be run in duplicate upon request, but an additional charge may be incurred.

3. If sufficient sample is received a sub sample will be retained free of charge for 30 days after analysis is completed (e-mailed) for all sample types unless the sample is destroyed on testing. The prepared soil sub sample that is analysed for asbestos will be retained for a period of 6 months after the analysis date. All bulk samples will be retained for a period of 6 months after the analysis date. All samples received and not scheduled will be disposed of one month after the date of receipt unless we are instructed to the contrary. Once the initial period has expired, a storage charge will be applied for each month or part thereof until the client cancels the request for sample storage. ALcontrol Laboratories reserve the right to charge for samples received and stored but not analysed.

4. With respect to turnaround, we will always endeavour to meet client requirements wherever possible, but turnaround times cannot be absolutely guaranteed due to so many variables beyond our control.

5. We take responsibility for any test performed by sub-contractors (marked with an asterisk). We endeavour to use UKAS/MCERTS Accredited Laboratories, who either complete a quality questionnaire or are audited by ourselves. For some determinands there are no UKAS/MCERTS Accredited Laboratories, in this instance a laboratory with a known track record will be utilised.

6. When requested, the individual sub sample scheduled will be analysed in house for the presence of asbestos fibres and asbestos containing material by our documented in house method TM048 based on HSG 248 (2005), which is accredited to ISO17025. If a specific asbestos fibre type is not found this will be reported as "Not detected". If no asbestos fibre types are found all will be reported as "Not detected" and the sub sample analysed deemed to be clear of asbestos. If an asbestos fibre type is found it will be reported as detected (for each fibre type found). Testing can be carried out on asbestos positive samples, but, due to Health and Safety considerations, may be replaced by alternative tests or reported as No Determination Possible. The quantity of asbestos present is not determined unless specifically requested.

7. If no separate volatile sample is supplied by the client, or if a headspace or sediment is present in the volatile sample, the integrity of the data may be compromised. This will be flagged up as an invalid VOC on the test schedule and the result marked as deviating on the test certificate.

8. If appropriate preserved bottles are not received preservation will take place on receipt. However, the integrity of the data may be compromised.

9. NDP -No determination possible due to insufficient/unsuitable sample.

10. Metals in water are performed on a filtered sample, and therefore represent dissolved metals -total metals must be requested separately.

11. Results relate only to the items tested.

12. LODs for wet tests reported on a dry weight basis are not corrected for moisture content.

13. **Surrogate recoveries** - Surrogates are added to your sample to monitor recovery of the test requested. A % recovery is reported, results are not corrected for the recovery measured. Typical recoveries for organics tests are 70-130%, they are generally wider for volatiles analysis, 50-150%. Recoveries in soils are affected by organic rich or clay rich matrices. Waters can be affected by remediation fluids or high amounts of sediment. Test results are only ever reported if all of the associated quality checks pass; it is assumed that all recoveries outside of the values above are due to matrix affect.

14. **Product analyses** -Organic analyses on products can only be semi-quantitative due to the matrix effects and high dilution factors employed.

15. Phenols monohydric by HPLC include phenol, cresols (2-Methylphenol, 3-Methylphenol and 4-Methylphenol) and Xylenols (2,3 Dimethylphenol, 2,4 Dimethylphenol, 2,5 Dimethylphenol, 2,6 Dimethylphenol, 3,4 Dimethylphenol, 3,5 Dimethylphenol).

16. Total of 5 speciated phenols by HPLC includes Phenol, 2,3,5-Trimethyl Phenol, 2-Isopropylphenol, Cresols and Xylenols (as detailed in 15).

17. Stones/debris are not routinely removed. We always endeavour to take a representative sub sample from the received sample.

18. In certain circumstances the method detection limit may be elevated due to the sample being outside the calibration range. Other factors that may contribute to this include possible interferences. In both cases the sample would be diluted which would cause the method detection limit to be raised.

19. Mercury results quoted on soils will not include volatile mercury as the analysis is performed on a dried and crushed sample.

20. For the BSEN 12457-3 two batch process to allow the cumulative release to be calculated, the volume of the leachate produced is measured and filtered for all tests. We therefore cannot carry out any unfiltered analysis. The tests affected include volatiles GCFID/GCMS and all subcontracted analysis.

21. For all leachate preparations (NRA, DIN, TCLP, BSEN 12457-1, 2, 3) volatile loss may occur, as we do not employ zero headspace extraction.

22. We are accredited to MCERTS for sand, clay and loam/topsoil, or any of these materials - whether these are derived from naturally occurring soil profiles, or from fill /made ground, as long as these materials constitute the major part of the sample. Other coarse granular material such as concrete, gravel and brick are not accredited if they comprise the major part of the sample.

23. Analysis and identification of specific compounds using GCFID is by retention time only, and we routinely calibrate and quantify for benzene, toluene, ethylbenzenes and xylenes (BTEX). For total volatiles in the C5-C12 range, the total area of the chromatogram is integrated and expressed as ug/kg or ug/l. Although this analysis is commonly used for the quantification of gasoline range organics (GRO), the system will also detect other compounds such as chlorinated solvents, and this may lead to a falsely high result with respect to hydrocarbons only. It is not possible to specifically identify these non-hydrocarbons, as standards are not routinely run for any other compounds, and for more definitive identification, volatiles by GCMS should be utilised.

Sample Deviations

1	Container with Headspace provided for volatiles analysis
2	Incorrect container received
3	Deviation from method
4	Holding time exceeded before sample received
5	Samples exceeded holding time before preservation was performed
\$	Sampled on date not provided
♦	Sample holding time exceeded in laboratory
@	Sample holding time exceeded due to sampled on date
&	Sample Holding Time exceeded - Late arrival of instructions.

Asbestos

Identification of Asbestos in Bulk Materials & Soils

The results for identification of asbestos in bulk materials are obtained from supplied bulk materials which have been examined to determine the presence of asbestos fibres using Alcontrol Laboratories (Hawarden) in-house method of transmitted/polarised light microscopy and central stop dispersion staining, based on HSG 248 (2005).

The results for identification of asbestos in soils are obtained from a homogenised sub sample which has been examined to determine the presence of asbestos fibres using Alcontrol Laboratories (Hawarden) in-house method of transmitted/polarised light microscopy and central stop dispersion staining, based on HSG 248 (2005).

Asbestos Type	Common Name
Chrysotile	White Asbestos
Amosite	Brown Asbestos
Crocidolite	Blue Asbestos
Fibrous Actinolite	-
Fibrous Anthophyllite	-
Fibrous Tremolite	-

Visual Estimation Of Fibre Content

Estimation of fibre content is not permitted as part of our UKAS accredited test other than: - Trace - Where only one or two asbestos fibres were identified.

Further guidance on typical asbestos fibre content of manufactured products can be found in HSG 264.

The identification of asbestos containing materials and soils falls within our schedule of tests for which we hold UKAS accreditation, however opinions, interpretations and all other information contained in the report are outside the scope of UKAS accreditation.

UK and Ireland Office Locations

