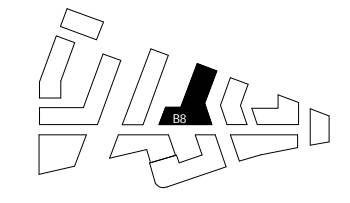
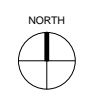


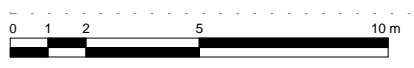


NOTES:
 DO NOT SCALE FROM THIS DRAWING. ALL DIMENSIONS TO BE CHECKED ON SITE. ALL OMISSIONS AND DISCREPANCIES TO BE REPORTED TO THE ARCHITECT IMMEDIATELY.
 ALL RIGHTS RESERVED. THIS WORK IS COPYRIGHT AND CANNOT BE REPRODUCED OR COPIED OR MODIFIED IN ANY FORM OR BY ANY MEANS, GRAPHIC ELECTRONIC OR MECHANICAL, INCLUDING PHOTOCOPYING WITHOUT THE WRITTEN PERMISSION OF SQUIRE AND PARTNERS ARCHITECTS.



NOTE:
 [Red dashed line] WHEELCHAIR ACCESSIBLE UNIT / CONVERTIBLE UNIT

NOTE:
 [Circular dashed line] WHEELCHAIR TURNING AREA
 [Circular dashed line] TYPICAL LEVEL APPLIES TO LEVELS 01, 02, 03 & 04



PLANNING APPLICATION	12/02/18	BJ	-
Revision description	Date	Check	Rev

SQUIRE & PARTNERS

The Department Store
 248 Ferndale Road London SW9 8FR
 T: 020 7278 5555 F: 020 7239 0495

info@squireandpartners.com
 www.squireandpartners.com

Project
Stag Brewery
 Richmond

Drawing
BUILDING 08 - PROPOSED TYPICAL FLOOR PLAN

Drawn	Date	Scale	@ A1
TC	16/01/18	1:125	@ A3
Job Number	Drawing number	Revision	
16019	C645_B08_P_TY_001	-	