

Site investigations

Site investigations are to be undertaken within the RPAs of retained trees to determine the size, depth and location of any roots that may be present for the purpose of informing foundation design.

All excavation within the RPAs will be initially undertaken to a minimum depth of 800mm deep for any excavation or to the full depth of the proposed foundations, hard surfacing or underground services. The soil is to be loosened with the use of a fork or pick and then cleared with the aid of an air-spade and air-vac using a specialist arboricultural contractor; if an air-spade is not used and all excavations are to be undertaken using hand tools (forks, shovel, trowel, brush).

Soil will be loosened with the aid of a fork or trowel and the spoil removed from with the aid of a shovel. Where an air spade or specialist arboricultural contractor is not employed, all excavations are to be undertaken under direct arboricultural supervision. All roots are to be retained in situ and the project arborist will visit the site to record and photograph the depth, location, and size of any roots present; during this visit the project arborist may be able to cut specific roots with the use of a hand saw or secateurs. The edge of the excavation closest to the retained trees and all uncovered roots will be covered over with a minimum of two layers of damp hessian to prevent drying out, and where necessary be shuttered to prevent soil collapse or contamination. If appropriate soil beneath the depth of 800mm may be sheet piled with any deeper excavations being undertaken by a machine with an appropriate bucket under direct arboricultural supervision. If a decision is made for a machine to be used it must work from outside of the RPA or have appropriate ground protection in place to move and work upon.

Upon the completion of the site investigations all trial excavations are to be back filled with the original material or inert fill. It may be suitable to insert a root barrier in locations where the proposed roots are not present or are beginning to enter to prevent root activity within areas deemed to be root free.

Utility apparatus

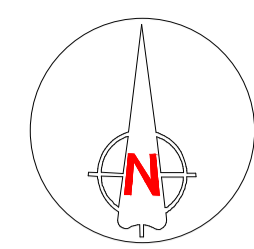
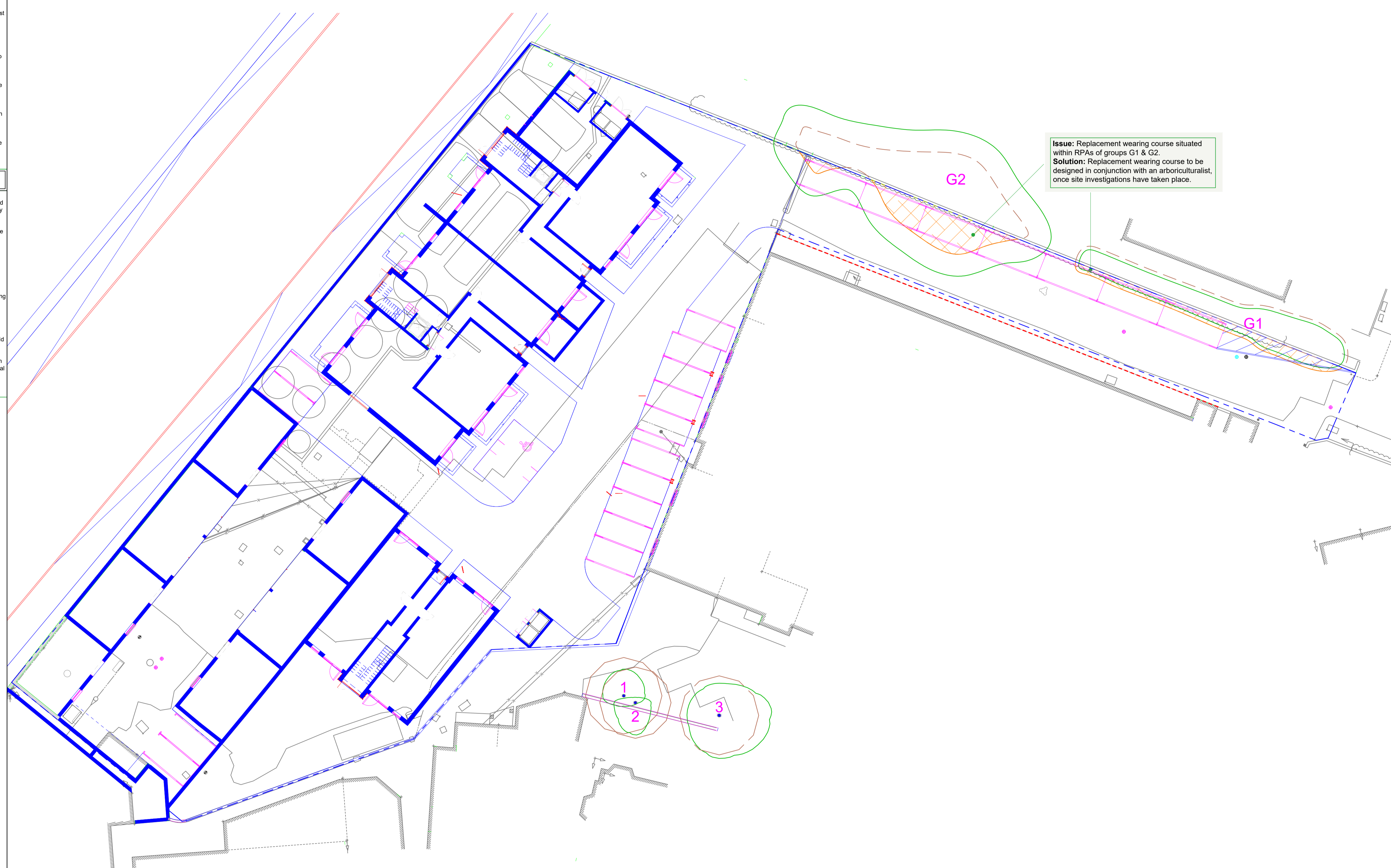
Underground utility apparatus
Mechanical trenching for the installation of underground apparatus and drainage severs any roots present and can change the local hydrology in a way that adversely affects the health of the tree. For this reason, particular care should be taken in the route and methods of installation of all underground apparatus. Wherever possible, apparatus should be routed outside of RPAs. Where this is not possible, it is preferable to keep apparatus together in common ducts, all inspection chambers should be sited outside of the RPAs.

Where underground apparatus is to pass within the RPAs, detailed plans showing the proposed route should be drawn up in conjunction with the project arboriculturalist. In such cases trenchless insertion methods should be used with entry and retrieval pits being located outside of the RPAs. If this option is not feasible and providing roots can be retained and protected excavations should be undertaken using hand held tools (air-spade, forks, shovels) or a combination of trenchless and manual excavation (broken trench).

Any design and installation should be undertaken in accordance with the National Joint Utilities Guidelines (NJUG).

Above-ground utility apparatus
Above-ground apparatus (including CCTV cameras and lighting) should be sited to avoid the need for detrimental tree pruning, as such the current and future crown size of the tree should be assessed.

Tree branches can be pruned back with care to provide space, though it is not appropriate for repetitive and significant tree work to bear initial design solution unless this is a suitable management outcome for the tree. Any pruning should be undertaken in accordance with BS3998:2010



Arboricultural Impacts

| Impacts | Nos. of trees |
|---|---------------|
| Trees to be removed | 0 |
| Groups to be removed | 0 |
| Trees with proposed incursions into RPAs | 0 |
| Groups with proposed incursions into RPAs | 0 |
| Trees that will require pruning | 0 |
| Groups that will require pruning | 0 |

Tree Work Schedule

| No. | Species | Works | Category |
|--------------------------|---------|-------|----------|
| No tree work is required | | | |

No. of individual trees to be removed

| U | A | B | C |
|-----|-----|---|-----|
| N/A | N/A | 0 | N/A |

No. of groups to be removed

| U | A | B | C |
|-----|-----|---|---|
| N/A | N/A | 0 | 0 |

Arboricultural Method Statement

All tree work is to be undertaken in accordance with British Standard Please refer to Arbttech Consulting Ltd. Tree Schedule, Arboricultural Method Statement and Tree Protection Plan, for full details of all surveyed trees and how all aspects of the development maybe implemented without detriment to retained trees.

Rev: Date: Notes:



Unit 3, Well House Barns, Chester, CH4 0DH
www.arbtech.co.uk, email@arbtech.co.uk, 01244 660558

Project:
Arlington Works,
21-27 Arlington Road,
Twickenham,
Middlesex,
TW1 2BB

Client:
Sharpe Refinery Service Ltd

Drawing:
Arboricultural Impact Assessment

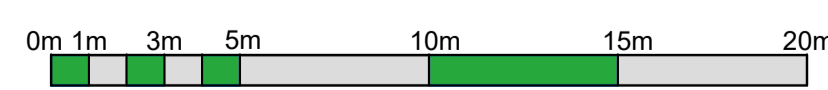
Based on:
4768_3_10_P6

Drawing No: Arbttech AIA 01 **Rev:** A

Date: July 2018 **Scale:** 1:200 @ A1 **Drawn:** AJN

Key:

| | | | | | |
|-------------------------|-----------------|-------------------------|-----------------|----------------|------------------|
| Tree Nos.: | 1 | Tree Canopies: | (Green outline) | Trunks: | (Black circle) |
| RPAs: | (Red outline) | Category 'G' trees: | (Blue circle) | Site investn.: | (Orange hatched) |
| Existing site features: | (Black outline) | Proposed site features: | (Blue outline) | | |



All dimensions should be checked on site. No dimensions are to be scaled from this drawing. Please notify us of any discrepancies found. Arbttech Consulting Ltd. cannot be held responsible for inaccuracies in the base drawing in which this plan is based. This drawing is designed to reflect the principles of the layout or design only, and relates only to the protection of individual trees. This drawing is not to be read as a definitive part of the engineering or construction design or method statement. An architect or structural engineer should be consulted over any matters of construction, loading or specification, and for any standards or regulatory requirements relating to proposed structures, hard surfacing or underground services. This drawing was produced in colour - a monochrome copy should not be relied upon. © Arbttech Consulting Ltd. 2013