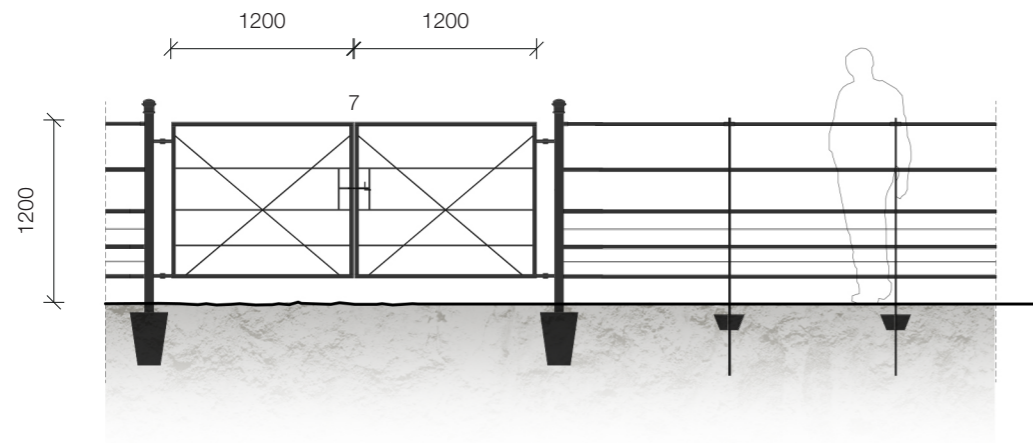


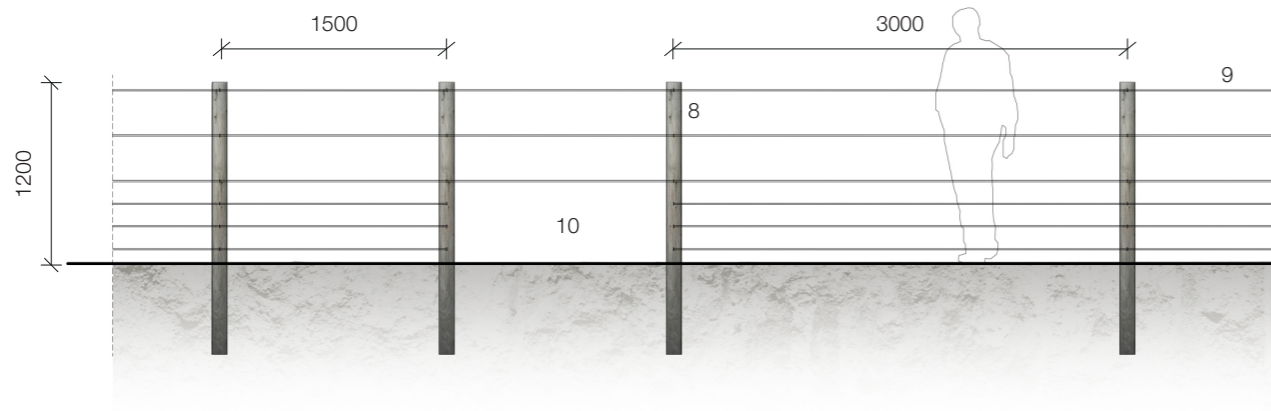
ESTATE RAILINGS

KEY

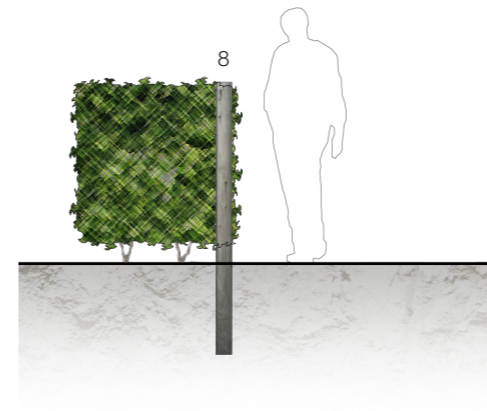
- 1 - TOP RAIL / 20 mm round bar
- 2 - 5 RAILS / 25 x 8 mm horizontal flat bar
- 3 - LINE WIRE / to narrow gaps between fencing rails
- 4 - VERTICAL UPRIGHT / 40 x 10 mm
- 5 - END POST / 60 mm round bar
- 6 - PLATE / for extra stability in the ground
- 7 - Double leaf gate
- 8 - Driven timber posts
- 9 - Steel wires
- 10 - Gap in fence to allow badger access



DOUBLE GATE



POST & WIRE FENCE ELEVATION



POST & WIRE FENCE SECTION

Rev	Date	Initials	Description
A	17.08.18	VB	Update
-	27.02.17	SD	Issue

J & L GIBBONS
 LANDSCAPE ARCHITECTURE
 URBAN DESIGN
 19 SWAN YARD,
 LONDON N1 1SD
 T: 020 7226 1345

Project:
 MARBLE HILL REVIVED
 Date:
 27_02_2017
 Scale:
 1:50 @ A3
 Status:
 Planning

Drawing title:
 Estate fence and gates
 Drawing number:
 581_PL_L_22

The information in this drawing is copyright of J & L Gibbons LLP
 Do not scale from this drawing
 All dimensions are to be verified on site prior to construction.
 J & L Gibbons LLP to be informed of any variation between site conditions and dimensions.

Drawn:
 SD
 Checked:
 ND
 Approved:
 ND

Rev:

581_PL_L_22 A