






NOTES:
 DO NOT SCALE FROM THIS DRAWING.
 ALL DIMENSIONS TO BE CHECKED ON SITE.
 ALL OMISSIONS AND DISCREPANCIES TO BE REPORTED TO THE ARCHITECT IMMEDIATELY.

ALL RIGHTS RESERVED. THIS WORK IS COPYRIGHT AND CANNOT BE REPRODUCED OR COPIED OR MODIFIED IN ANY FORM OR BY ANY MEANS, GRAPHIC ELECTRONIC OR MECHANICAL, INCLUDING PHOTOCOPYING WITHOUT THE WRITTEN PERMISSION OF SQUIRE AND PARTNERS ARCHITECTS.

-  Site Boundary
-  Permitted Zone for Ramp Entrance
-  Permitted Zone for Ramp Location

Revision description	Date	Check	Rev

SQUIRE & PARTNERS

The Department Store
 248 Ferndale Road, London SW9 8FR
 T: 020 7278 5555

info@squireandpartners.com
 www.squireandpartners.com

Project
Barnes Hospital
 South Worple Way
 Barnes, SW14 8SU

Drawing
Maximum Building Extent
Basement Plan

Drawn	Date	Scale
RLe	31/10/2018	1:250@A1 1:500@A3
Job number	Drawing number	Revision
18002	P_00_C645_013	-