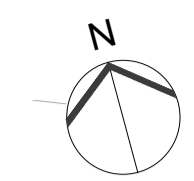
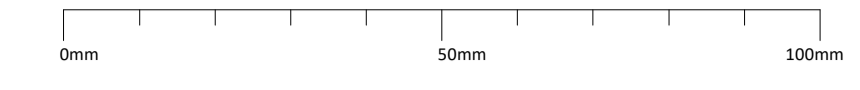
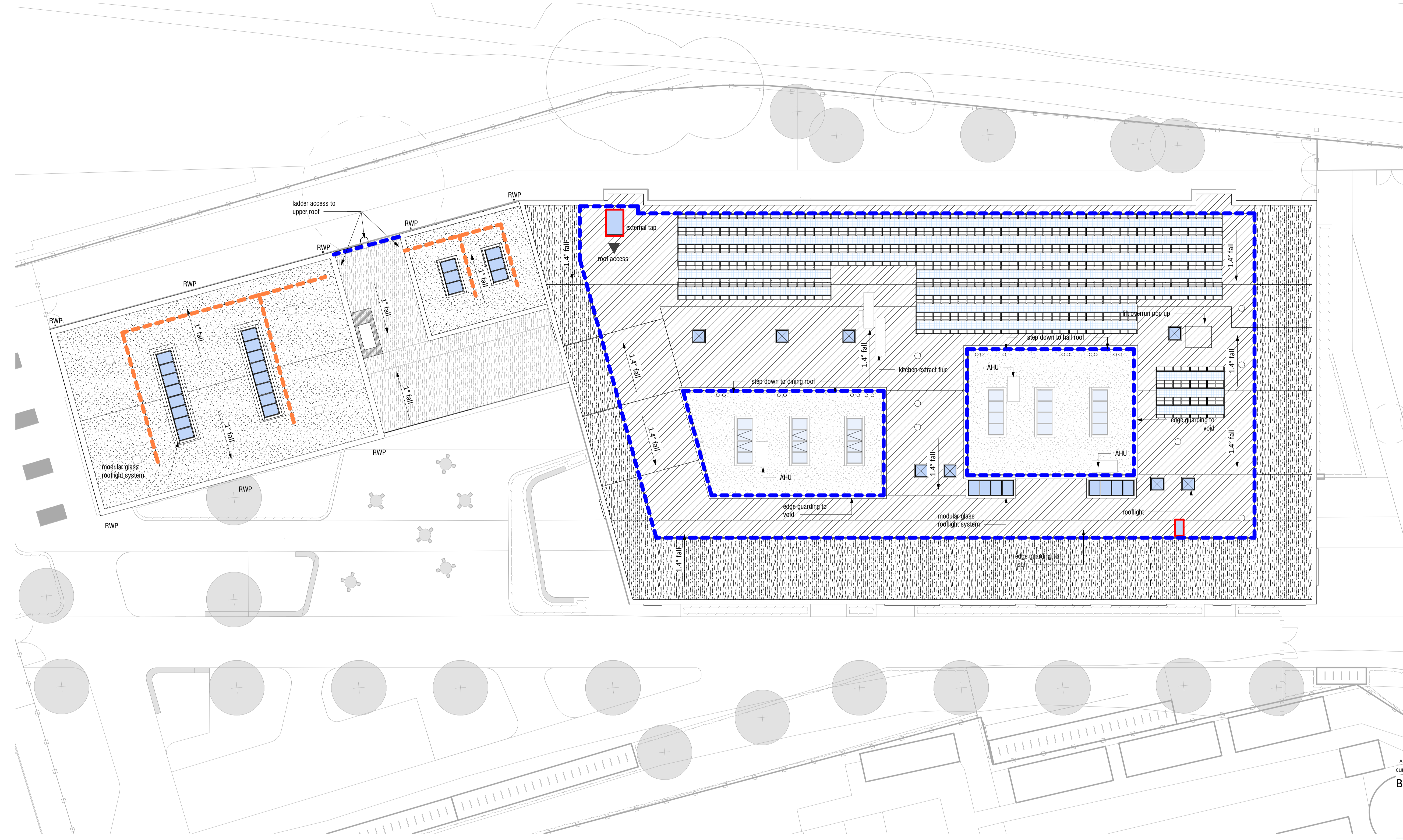


Responsibility is not accepted for errors made by others in scaling from this drawing. All construction information should be taken from figured dimensions only.



KEY	
	Glazed monolith modular rooflight incorporating operating vents for fire ventilation linked to alarm
	Slimline glazed rooflight
	Roof maintenance access hatch via a lockable maintenance stairway in ladder below. Mansafe fall restraint latchway system - rail and hook system
	Solar panels
	Mansafe fall restraint system
	Railing to guard roof edge
RWP	ppc aluminium rainwater downpipe from external gutter
	Preformed ppc aluminium edge flashing
	Robust, low maintenance single ply roof finish on rigid insulation with planks laid to falls
	Low maintenance sodium green roof
	Robust low maintenance single ply roof on purlins and primary structure laid to fall
	Robust pad construction for roof mounted AHU

Note: Internal syphonic rainwater drainage system to main building - location tbc, within no slope areas



Planning - Roof Plan
1:200

LG	CB	09.11.18	Elevations revised to reflect amended solar panel proposals
LG	CB	23.10.18	PLANNING ISSUE
LG	CB	12.10.18	Draft issue for SPM

AUTHOR	CHECK	DATE	DESCRIPTION	REVISION
				LG
				CB
ORIGINATOR NO				151547

CONSULTANT
STRIDE TREGLOWN
 www.stride-treglow.com © Stride Treglow Limited 2016
 PROJECT
 Turing House School
 Twickenham

FOR PLANNING

DRAWING TITLE
Proposed Roof Plan

SUITABILITY STATUS PL : PLANNING	SCALE 1 : 200 @ A1
--	------------------------------

PROJECT ORIGINATOR ZONE LEVEL TYPE ROLE NUMBER FS0316-STL-ZZ-03-DR-A-0104	REVISION P03
---	------------------------

