

ESCAPE ROUTE CONTINUES TO RIGHT HAND SIDE OF GREEN HOUSES AND TO THE LEFT BEHIND AND INTO PLANTROOM.

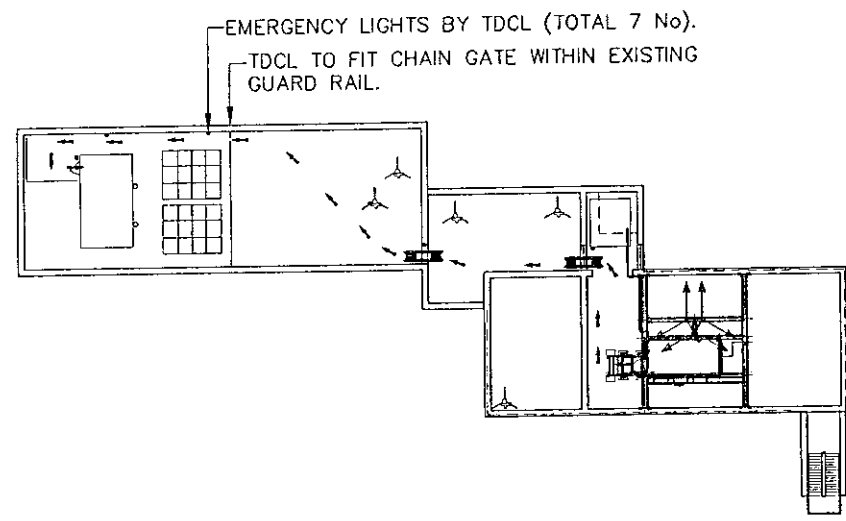
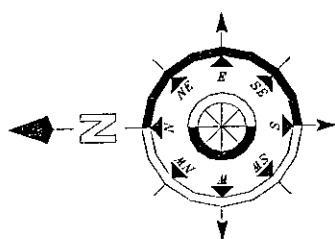
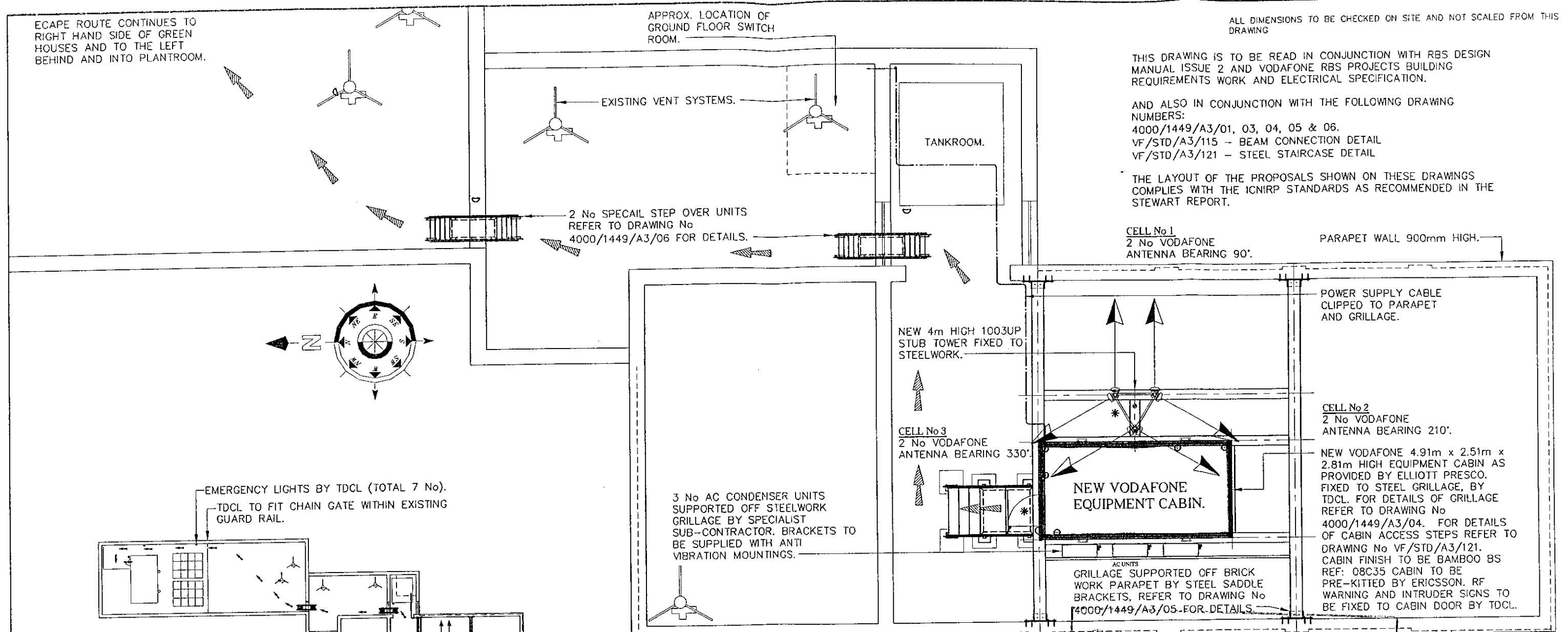
APPROX. LOCATION OF GROUND FLOOR SWITCH ROOM.

ALL DIMENSIONS TO BE CHECKED ON SITE AND NOT SCALED FROM THIS DRAWING

THIS DRAWING IS TO BE READ IN CONJUNCTION WITH RBS DESIGN MANUAL ISSUE 2 AND VODAFONE RBS PROJECTS BUILDING REQUIREMENTS WORK AND ELECTRICAL SPECIFICATION.

AND ALSO IN CONJUNCTION WITH THE FOLLOWING DRAWING NUMBERS:  
 4000/1449/A3/01, 03, 04, 05 & 06.  
 VF/STD/A3/115 - BEAM CONNECTION DETAIL  
 VF/STD/A3/121 - STEEL STAIRCASE DETAIL

THE LAYOUT OF THE PROPOSALS SHOWN ON THESE DRAWINGS COMPLIES WITH THE ICNIRP STANDARDS AS RECOMMENDED IN THE STEWART REPORT.



BLOCK PLAN  
SCALE 1:500

EXISTING ALARM SYSTEM TO BE EXTENDED BY INSTALLERS OF ORIGINAL SYSTEM TO PROVIDE SENSOR AND SOUNDER IN VODAFONE CABIN. THIS WORK TO BE CO-ORDINATED BY TDCL ELECTRICIANS.

VODAFONE INSTALLATION TO BE CONNECTED TO EARTHING SYSTEM BY SPECIALIST CONTRACTOR.

**ESCAPE ROUTE:-**  
 ESCAPE ROUTE TO BE FROM VODAFONE CABIN, ACROSS ROOF ACROSS TWO NEW STEP OVER UNITS ACROSS ROOF BEHIND GREEN HOUSES INTO HEAD OF PROTECTED STAIRWELL & DOWN TO GROUND LEVEL.

∩ DENOTES EMERGENCY LIGHTS BY TDCL (TOTAL 7 No).

\* DENOTES RF WARNING SIGNS TO BE INSTALLED BY RIGGERS ADJACENT TO ANTENNA MOUNTING POLES & ON CABIN.

**NOTE:-**  
 DIMS MARKED \* ARE TO BE SITE CONFIRMED.

BT. ROUTE TO BE CONFIRMED.  
 3ø 45 kVA SUBMETERED ELECTRICITY SUPPLY FROM GROUND FLOOR SWITCHROOM UP STAIRWAY IN TRUNKING ACROSS TO TANKROOM OUT OF TANK ROOM AND ONTO ROOF - REMAINING RUN IN 75mm WIDE CABLE TRAY.  
 SITE IDENTIFICATION M16 BIN TO BE FIXED TO STEEL GRILLAGE BY TDCL. SEE RBS MANUAL, DWG. REF. A3/DT/0000/01498.

LIGHTNING PROTECTION FIXTURES AND FITTINGS ASSOCIATED WITH ANTENNAS AND MASTS BY RIGGERS. ALL LIGHTNING PROTECTION TO BE IN ACCORDANCE WITH BS6651.

TDCL TO INSTALL EXTERIOR LIGHTING SYSTEM TO ILLUMINATE FIRE ESCAPE ROUTE BETWEEN EQPT CABIN AND STAIRWELL ACCESS DOOR WITH SWITCHES AT EITHER END.

REV.		DATE	REMARKS	BY	CHK.	FILENAME 575_02_TD3_1449.DWG	CSI No. 575	THIS DRAWING SHOULD BE READ IN CONJUNCTION WITH RBS DESIGN MANUAL ISSUE 2, VODAFONE RBS PROJECTS BUILDING REQUIREMENTS WORK AND ELECTRICAL SPECIFICATION. SITE ADDRESS ST MARY'S COLLEGE WALDERGRAVE ROAD TWICKENHAM, MIDDLESEX, TW2 5RR SITE NAME ST MARY'S COLLEGE		DESIGN OFFICE 395 GEORGE ROAD, ERDINGTON, BIRMINGHAM, B23 7RZ. TEL. 0121 344-4888 FAX. 0121 344-4801		DRAWN P.R.E.	CHECKED 	DATE OCT 2000	SCALE 1:100
								DRAWING TITLE ROOF PLAN				DRAWING No. 4000/1449/A3/02		REVISION	