

















LEGEND








PAVING

-  Paving Type 1  
Stone setts for footpath
-  Paving Type 2  
Stone paving for shared surface
-  Paving Type 3  
Stone setts for floor terrace
-  Paving Type 4  
Stone paving for courtyard
-  Paving Type 5  
Stone flag paving for places and entrances
-  Paving Type 6  
Small stone plank paving
-  Paving Type 7  
Large stone plank paving
-  Paving Type 8  
Reinforced gravel

STRUCTURES

-  Wall Type 1  
Concrete retaining wall
-  Wall Type 2  
Brick retaining wall with balustrade
-  Wall Type 3  
1.1m Private terrace brick wall
-  New Riverwall  
Concrete wall with brick cladding and concrete coping with glass balustrade
-  Masonry pier  
Concrete masonry wall pier with brick cladding and concrete coping
-  Existing Riverwall Retained  
Sections of existing riverwall to match adjacent new riverwall height

FURNITURE

-  Bollard Type 1  
Stainless steel bollard
-  Seat Type 1  
Concrete bench
-  Seat Type 2  
Concrete bench with timber top
-  Cycle Stand Type 1  
Stainless steel handrail
-  Handrail Type 1  
Stainless steel handrail
-  Tree Surround Type 1  
Rain bound gravel
-  Bin Type 1  
Stainless steel bin

FEATURE

-  Metal Railway Track  
For length to match existing railway track

LIGHTING

-  Lighting Column  
To lighting designer's details
-  Lighting Column  
To lighting designer's details
-  Bespoke Lighting Mast  
With multiple glass prisms, with CCTV and banners. To lighting designer's details
-  Bespoke Lighting Mast  
With spotlights. To lighting designer's details

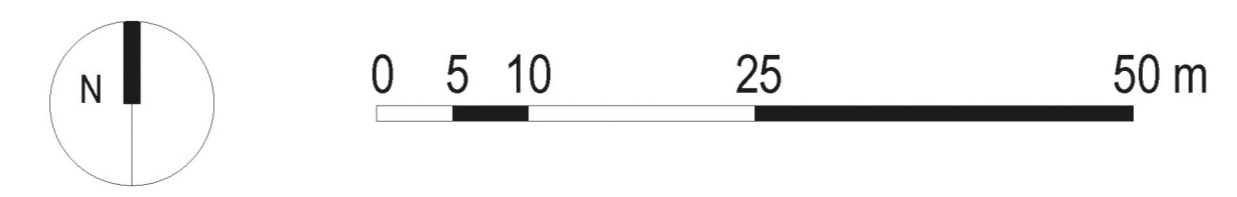
PLANTING

-  Short Mown Grass
-  Planting Mix  
Mixed perennial and evergreen planting
-  Rain Garden Planting  
Mixed low shrub planting - 1.2m high
-  Low Shrub Planting  
Mixed low shrub planting - 1.2m high
-  Hedge Type 1  
1.5m high hedge
-  Existing Trees to be Retained  
Protected during all works
-  Proposed Trees

rev	details	by	date
D00	Issue for Planning	RJ	02.02.2018
D01	Issue for Planning	RJ	09.02.2018
D02	Planning Substitution	RJ	11.04.2019

**Notes**

- 1.0 Do not scale from drawing, use figured dimensions only
- 1.1 All dimensions to be checked onsite
- 1.2 This drawing to be read in conjunction with all other Gillespies drawings and specifications



Project title  
**STAG BREWERY**

Drawing title  
**Development Area 1 Landscape Rendered Masterplan**

Drawing number  
**P10736-00-001-102**

Drawing Status  
**DESIGN**

Date  
02.02.18

Scale  
1:500 @ A1

Revision  
**D02**

Drawn  
RJ

Checked  
RC

© copyright GILLESPIES LLP, all rights reserved

Client  
**DARTMOUTH CAPITAL**  
Alameda House, 94-100 Sydney Street, London SW3 6NU

**GILLESPIES**  
1 St John's Square, London EC3M 4JH  
P: 020 7253 2029 F: 020 7253 3900 E: design.london@gillespies.co.uk