








rev	details	by	ldate
D01	Issue for Information	RJ	24.11.2017
D02	Issue for Planning	RJ	25.01.2018
D03	Issue for Planning	RJ	09.02.2018
D04	Planning Substitution	RJ	11.04.2019

Notes

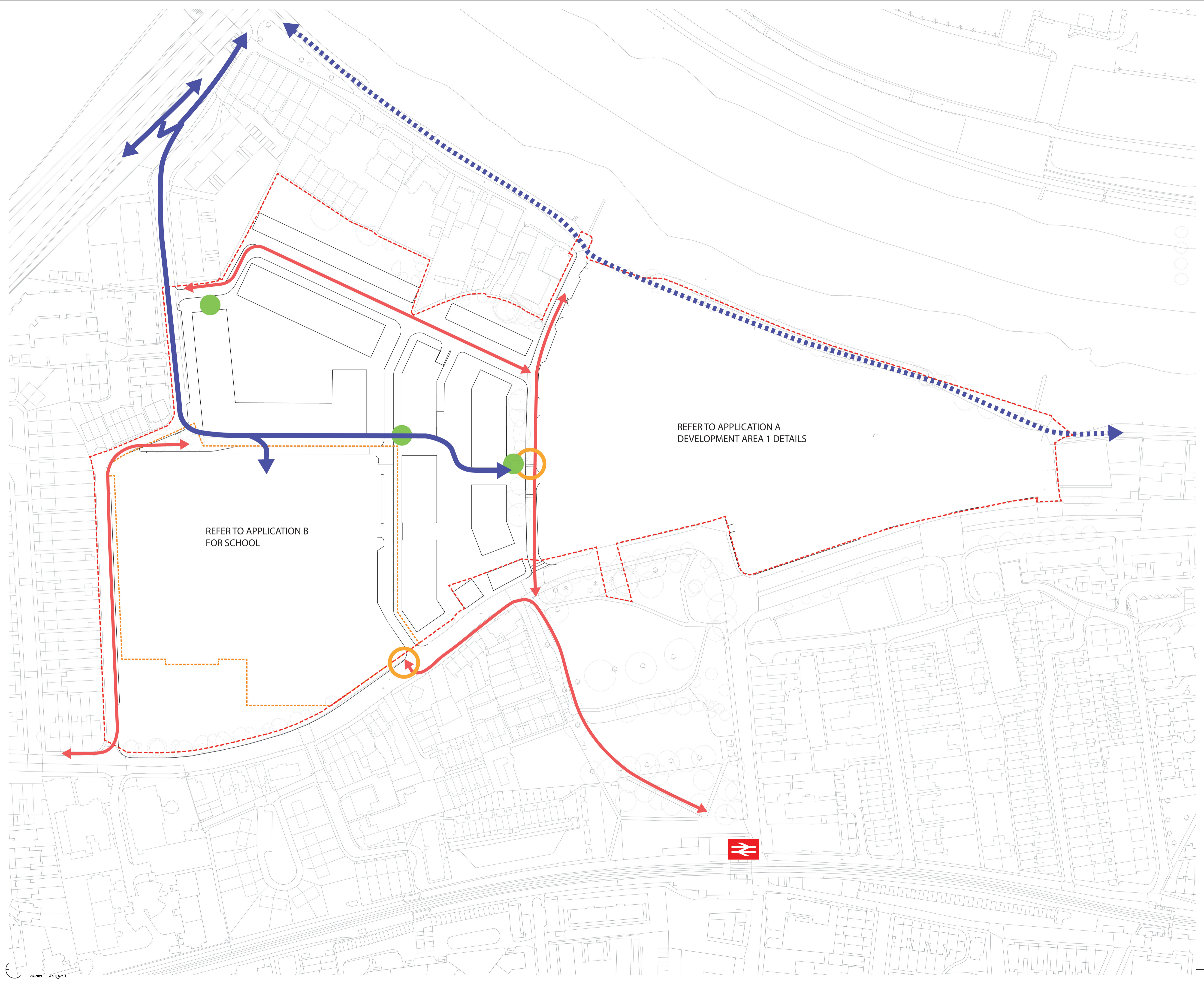
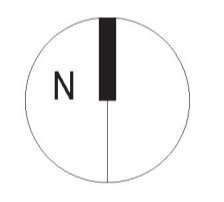
1.0 Do not scale from drawing, use figured dimensions only
1.1 All dimensions to be checked onsite
1.2 This drawing to be read in conjunction with all other Gillespies drawings and specifications

- LEGEND**
-  Primary (Quiet Route)
 -  Secondary
 -  Towpath
 -  External Cycle Rack Location
 -  Crossing Treatment
 -  Site Application Boundary
 -  School Application Boundary

Note:

1. In the event that building positions move within the limits of deviation set out in the parameter plans, the landscape zones will be adjusted to match any deviation from the current layout.

2. Please refer to Squires and Partners Drawing 16019_C645_Z2_P_PR_001 to 16019_C645_Z2_P_PR_011 for building locations.



REFER TO APPLICATION B FOR SCHOOL

REFER TO APPLICATION A DEVELOPMENT AREA 1 DETAILS

Project title
STAG BREWERY

Drawing title
**Proposed Outline Application
Circulation Plan - Cycle**

DESIGN	Drawing status	1:1000 @ A1	Scale	Drawn
	Date	24.11.2017	Checked	RJ
P10736-00-001 - 125	Drawing number		Revision	RC
				D04

Client
DARTMOUTH CAPITAL
Alameda House, 95-100 Sydney Street, London E10 6JL
P: 020 7253 2929 F: 020 7253 3900 E: design.london@gillespies.co.uk

