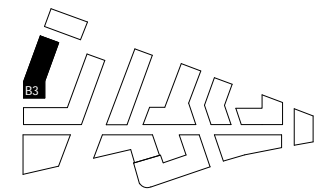





NOTES:  
DO NOT SCALE FROM THIS DRAWING. ALL DIMENSIONS TO BE CHECKED ON SITE. ALL OMISSIONS AND DISCREPANCIES TO BE REPORTED TO THE ARCHITECT IMMEDIATELY.

ALL RIGHTS RESERVED. THIS WORK IS COPYRIGHT AND CANNOT BE REPRODUCED OR COPIED OR MODIFIED IN ANY FORM OR BY ANY MEANS, GRAPHIC ELECTRONIC OR MECHANICAL, INCLUDING PHOTOCOPYING WITHOUT THE WRITTEN PERMISSION OF SQUIRE AND PARTNERS ARCHITECTS.



NOTE:  
 WHEELCHAIR ACCESSIBLE UNIT / CONVERTIBLE UNIT  
 WHEELCHAIR TURNING AREA



PLANNING SUBSTITUTION DRAWINGS	01/03/19	EmK	A
PLANNING APPLICATION	12/02/18	BJ	-
Revision description	Date	Check	Rev

**SQUIRE & PARTNERS**  
 The Department Store  
 248 Ferndale Road London SW9 8FR  
 T: 020 7278 5555 F: 020 7239 0495

info@squireandpartners.com  
 www.squireandpartners.com  
 Project  
**Stag Brewery**  
 Richmond

Drawing  
**BUILDING 03 - PROPOSED GROUND FLOOR PLAN**

Drawn	Date	Scale
TC	16/01/18	1:100 @ A1 1:200 @ A3
Job Number	Drawing number	Revision
16019	C645_B03_P_00_001	A