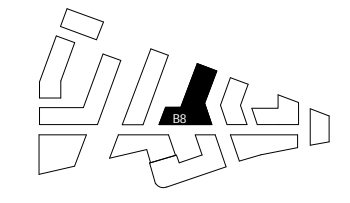
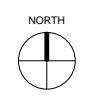




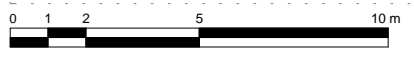
NOTES:
DO NOT SCALE FROM THIS DRAWING. ALL DIMENSIONS TO BE CHECKED ON SITE. ALL OMISSIONS AND DISCREPANCIES TO BE REPORTED TO THE ARCHITECT IMMEDIATELY.

ALL RIGHTS RESERVED. THIS WORK IS COPYRIGHT AND CANNOT BE REPRODUCED OR COPIED OR MODIFIED IN ANY FORM OR BY ANY MEANS, GRAPHIC ELECTRONIC OR MECHANICAL, INCLUDING PHOTOCOPYING WITHOUT THE WRITTEN PERMISSION OF SQUIRE AND PARTNERS ARCHITECTS.



NOTE:
[Red dashed line] WHEELCHAIR ACCESSIBLE UNIT / CONVERTIBLE UNIT

NOTE:
[Red dashed circle] WHEELCHAIR TURNING AREA
TYPICAL LEVEL APPLIES TO LEVELS 01, 02, 03 & 04



PLANNING SUBSTITUTION DRAWINGS	01/03/19	EmK	A
PLANNING APPLICATION	12/02/18	BJ	-
Revision description	Date	Check	Rev

SQUIRE & PARTNERS

The Department Store
248 Ferndale Road London SW9 8FR
T: 020 7278 5555 F: 020 7239 0495

info@squireandpartners.com
www.squireandpartners.com

Project
Stag Brewery
Richmond

Drawing
BUILDING 08 - PROPOSED TYPICAL FLOOR PLAN

Drawn	Date	Scale
TC	16/01/18	1:125 @ A1 1:250 @ A3
Job Number	Drawing number	Revision
16019	C645_B08_P_TY_001	A