NOT FOR CONSTRUCTION

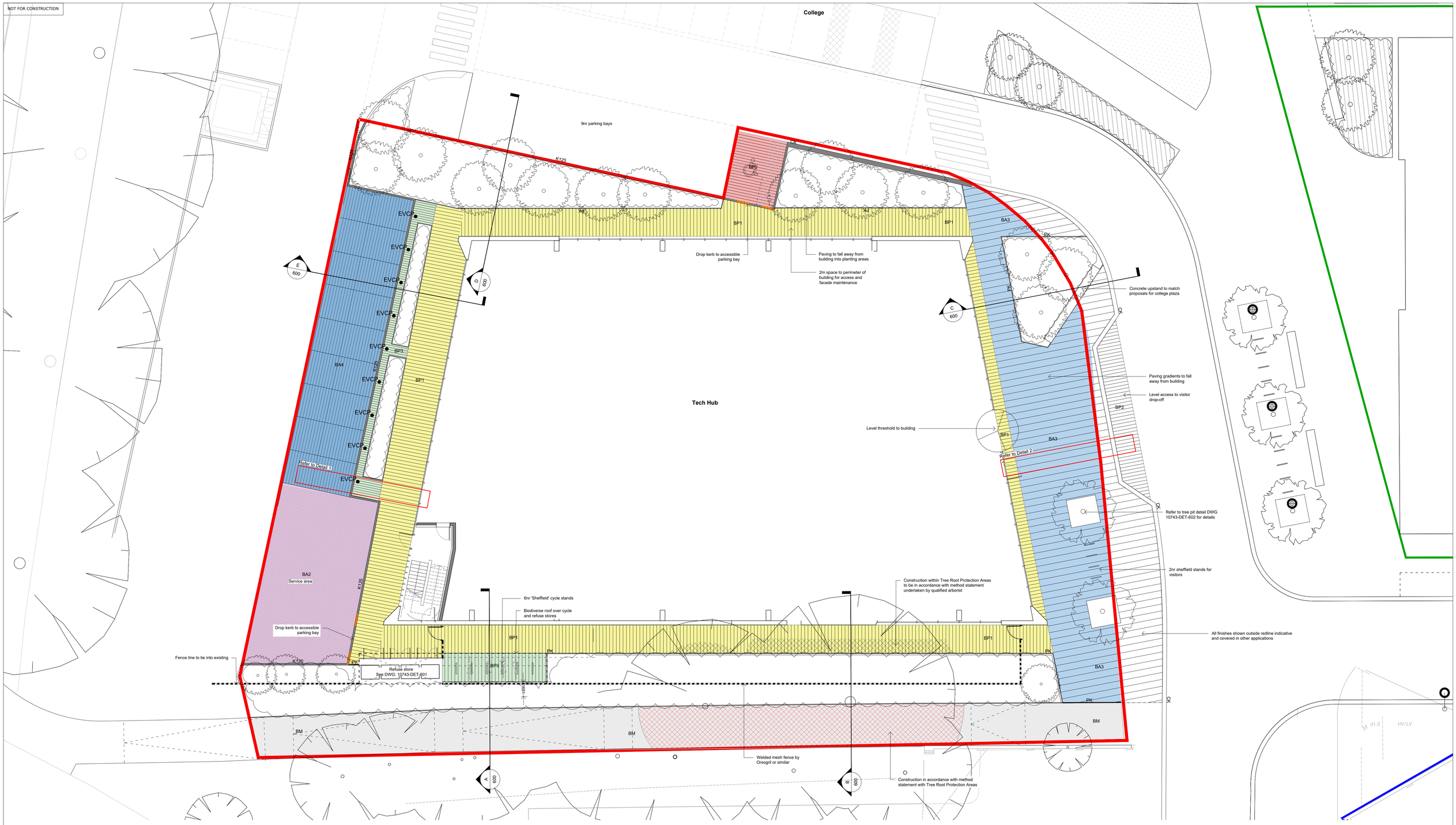

LEGEND

- Application Boundary
- BP1 — Block paving (impermeable) Ecogranite combined block paving by Formpave in 'Cornish' to BS7533/2 . 80mm thick mix of sizes. 150x100/150/250mm.
- BP2 — Block paving (impermeable) Formpave Ecogranite in 'Cornish' by Formpave to BS7533/2. Vehicle loading, 100x200x80mm. Formpave 'Balmoral' blocks (dark grey) used to delineate parking bays. Formpave Royal Forest (yellow) used to delineate accessible parking bays. Build ups to engineers specification.
- BP3 — Block paving (impermeable) Formpave Ecogranite longsetts by Formpave in 'Cornish' to BS7533/2. 80mm thick mix of sizes; 100x250/300/350mm. Build ups to engineers specification.
- BA2 — Permeable block paving Aquaflow Ecogranite 'Cornish' by Formpave to BS7533/2. Vehicle loading, 200x100x80mm. Aquaflow 'Balmoral' blocks (dark grey) used to delineate parking bays. Build ups to engineers specification.
- BA3 — Permeable block paving Aquaset Ecogranite in 'Cornish' by Formpave to BS7533/2. Light loading, 80mm thick mix of sizes; 150x100/150/250. Build ups to engineers specification.
- BA4 — Permeable block paving Aquaflow Ecogranite 'Cornish' by Formpave to BS7533/2. Light loading, 200x100x80mm. Aquaflow 'Balmoral' blocks (dark grey) used to delineate parking bays. Aquaflow blocks (yellow) used to delineate accessible parking bays. Build ups to engineers specification.
- BM — Bituminous macadam. Build ups to engineers specification.
- K125 - 125mm upstand PCC kerb. 915 x 125 x 255mm. Build ups to engineers specification.
- K(F) - Standard PCC channel, as above, flush with paving. Build ups to engineers specification.
- K(D) - Standard PCC drop kerb, as above, flush with paving. Build ups to engineers specification.
- PK - Standard PCC pin kerb. 915 x 150 x 50mm. Build ups to engineers specification.
- CK255 - Upstand Conservation PCC kerb. 915 x 205 x 255mm. Build ups to engineers specification.
- 2m high black welded mesh fence
- Sheffield cycle stands. 800 x 715mm. 305 grade stainless steel, on concrete pad foundations.
- EVCP — Electric Vehicle Charging Points (EVCP)

NOTE: Refer to lighting engineers proposals for details on external lighting

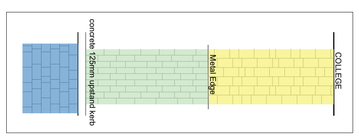

BA4
150x100/150/250x80mm
Laid in combined
stretcher course pattern

BP3
Long setts
100 x 250/300/350mm
x 80mm
Laid in combined
stretcher course
pattern

BP1
150 x 100x150x250mm
x 80mm
Laid in combined
stretcher course pattern

1 Detail 1
Scale 1:50@A1

Note:
All finishes to tie in with adjacent development zones

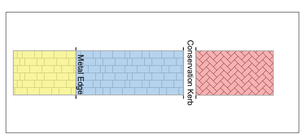

BP1
150 x 100x150x250mm
x 80mm
Laid in combined
stretcher course pattern

BA3
150 x 100x150x250mm x
80mm
Laid in combined
stretcher course pattern

BP2
100x200x80mm
Laid in herringbone
pattern. 90°
herringbone for
parking bays, 45°
herringbone for
roadways.

2 Detail 2
Scale 1:50@A1

Notes
Do not scale from this drawing.
All dimensions are drawn in millimetres.
Drawing & design copyright LUC.
Reproduction of this drawing in whole or in part is prohibited without prior permission.

Iss	Date	Description	Drn	Chk
D	19.07.19	for Planning - threshold and gradient annotation added	TB	JB
C	17.07.19	for Planning	TB	JB
B	15.07.19	Draft Planning Issue	TB	JB
A	09.07.19	First Issue	TB	JB

0 2 4 6m

LUC
LUC London
43 Chalton Street, London, NW1 1JD
+44 (0)20 7383 5784
london@landuse.co.uk
www.landuse.co.uk

Project
Haymarket Tech Hub
REEC, Twickenham

Client
TP Bennett

Scale @A1
1:125 @ A1

Status
for Planning

Drawing Title
Hardworks Plan

Job Nr	Drawing Nr	Issue
10743	LD-PLN-200	D