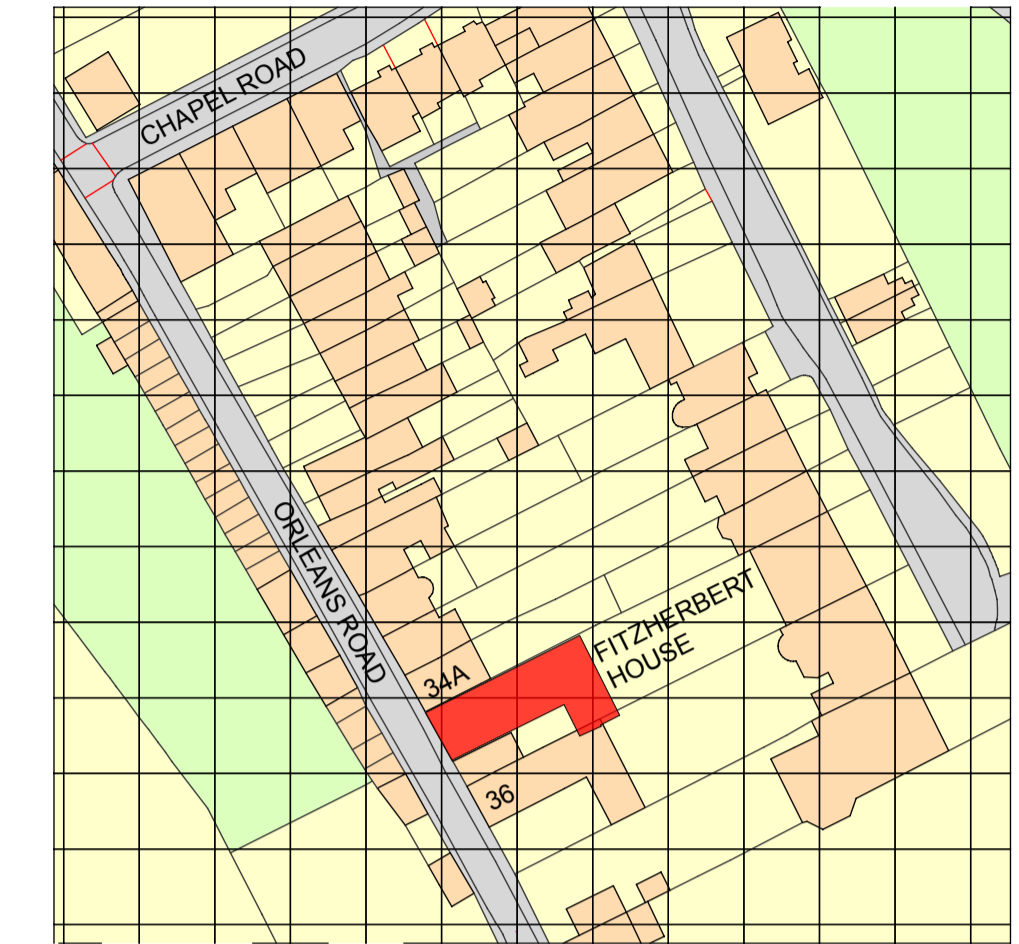
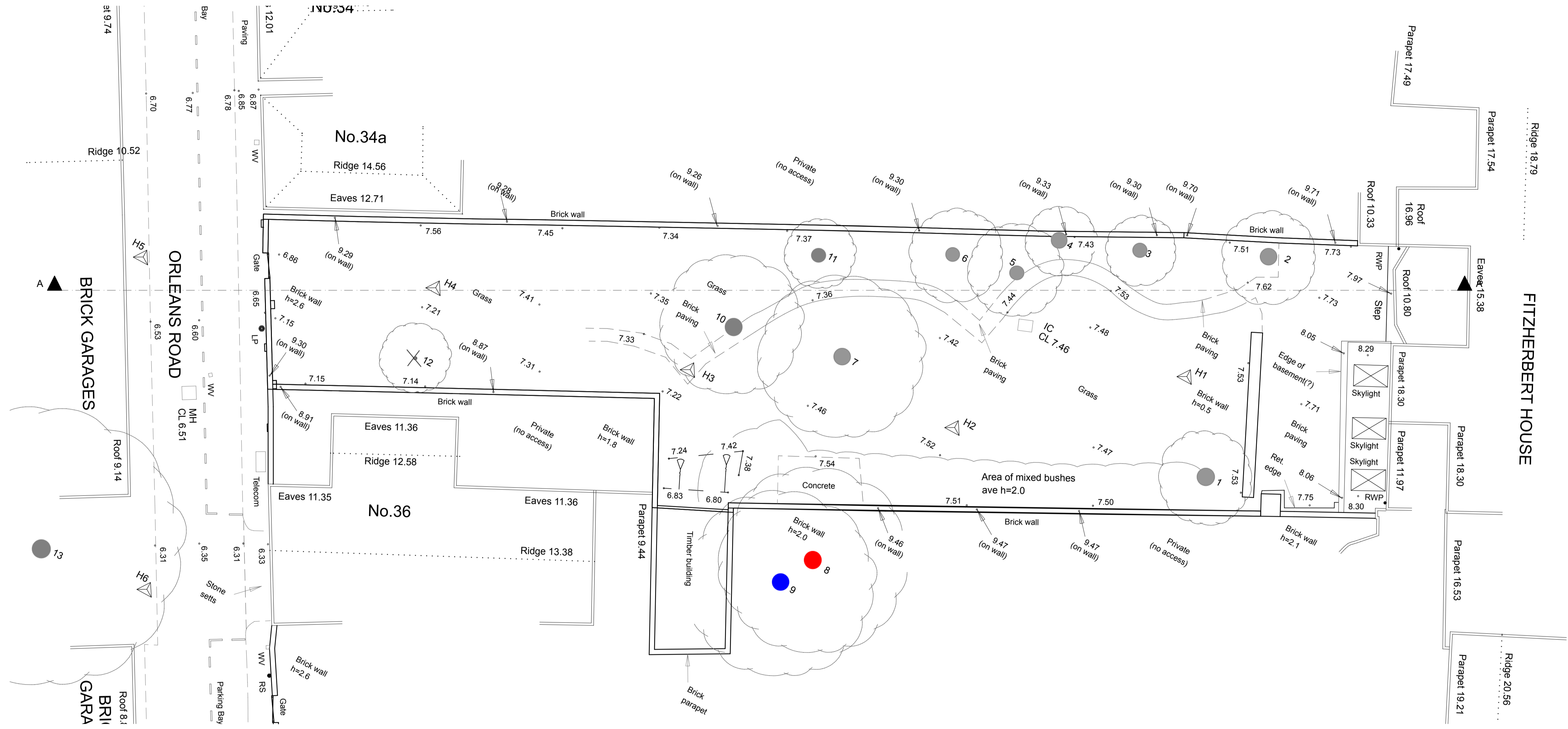
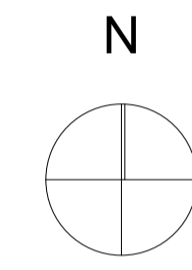





Notes:  
 This document and its design content is copyright ©. It shall be read in conjunction with all other associated project information including models, specifications, schedules and related consultants documents. Do not scale from documents. All dimensions to be checked on site. Immediately report any discrepancies, errors or omissions on this document to Shape London Architects.  
 Do not scale from this drawing.  
 All dimensions to be checked on site.  
 All areas are approximate.



Site Location Plan  
 1:1000 @ A1



Ground Floor Plan  
 1:100 @ A1



Tree Categories.

Tree Location Plan.  
 Clive Fowler Associates.  
 September 2019.  
 Originally produced in colour.

rev:	status:	date:	description:	by:	chk:

shapelondon+  
 architects

Holbrook House  
 34-38 Hill Rise  
 Richmond, TW10 6UA  
 T: +44 (0)20 8226 4885  
 E: info@shape-london.co.uk

client  
 Mrs J Williams

project  
 LRO Fitzherbert House  
 Orleans Road  
 TW1 2NQ

drawing title  
 scale:  
 1:1000, 1:100  
 status:  
 description:  
 PLANNING

project:	origin:	zone:	level:	type:	role:	dwg no.:	rev.:
SLA	XX	GF	DR	A			

