

Road Name	Regulation	Length	No Bays	Description of restriction	Results		
					01.00-05.30	06.30-08.00	17.30-1900
Cole Park Road	Residential Permit Holder	X	X				
	Shared Use Bay	X	X				
	Business Permit Holder	X	X				
	Single Yellow Line	X	X				
	Double Yellow Line	X	X				
London Road							
Station Yard							
Station Road							
Grosvenor Road							
Mary's Terrace							
Beauchamp Road							
Amyand Park Road							
Cheltenham Avenue							
Arragon Road							

Table 1.1: Residential Survey Data Results

Solum Regeneration
 Twickenham Station, Twickenham
 Car Parking Survey Methodology



Road Name	Regulation	Length	No Bays	Description of restriction	Results
					11.00-13.00
Heathfield Street	Residential Permit Holder	X	X		
	Shared Use Bay	X	X		
	Business Permit Holder	X	X		
	Single Yellow Line	X	X		
	Double Yellow Line	X	X		
Court Way					
Craneford Way					
Whitton Road					
Grimwood Road					
Latham Road					
March Road					
Ivybridge Close					
Cole Park Road					
London Road					
Station Yard					
Station Road					
Grosvenor Road					
Holly Road					
Queens Road					
Sherland Road					
Cliften Road					
Mary's Terrace					
Beauchamp Road					
Amyand Park Road					
Cheltenham Avenue					
Arragon Road					

Table 1.2: Commercial Survey Data Results

Survey Time

- 1.5 The survey will be split into 2 categories:
- One for the residential element of the development which is for cars parked within 200m of the development
 - One for the commercial element of the development which is for cars parked within 500m of the development

Residential Survey

- 1.6 The residential surveys will be carried out at the following times:
- 01:00-05:30
 - 06:30-08:00
 - 17:30-19:00
- 1.7 The surveys at the above times will take place over 1 weekend day and 2 weekdays. (Sunday, Monday and Tuesday). The peak surveys are to capture any vehicles parked due to the proximity of the station.

Commercial Survey

- 1.8 The commercial surveys will be carried out at the following time:
- 11:00-13:00
- 1.9 The surveys at the above times will take place over 1 weekend day and 2 weekdays. (Sunday, Monday, Tuesday).

Survey Area

- 1.10 The car parking survey will cover an area of 200m from the site for the residential element and 500m for the commercial element of the surveys.
- 1.11 Each car parking space counted will be 5m in length and 2m in width.
- 1.12 A plan for each is provided in **Figure 1.3 and 1.4** to display the area we require covered for each of the following roads.
- Heathfield Street (Commercial)
 - Court Way (Commercial)
 - Craneford Way (Commercial)
 - Whitton Road (Commercial)
 - Grimwood Road (Commercial)

- Latham Road (Commercial)
- March Road (Commercial)
- Ivybridge Close (Commercial)
- Cole Park Road (Commercial & Residential)
- London Road (Commercial & Residential)
- Station Yard (Commercial & Residential)
- Station Road (Commercial & Residential)
- Grosvenor Road (Commercial & Residential)
- Holly Road (Commercial)
- Queens Road (Commercial)
- Sherland Road (Commercial)
- Clifden Road (Commercial)
- Mary's Terrace (Commercial & Residential)
- Beauchamp Road (Commercial & Residential)
- Amyand Park Road (Commercial & Residential)
- Cheltenham Avenue (Commercial & Residential)
- Arragon Road (Commercial & Residential)



Figure 1.3: Commercial Survey Road Coverage

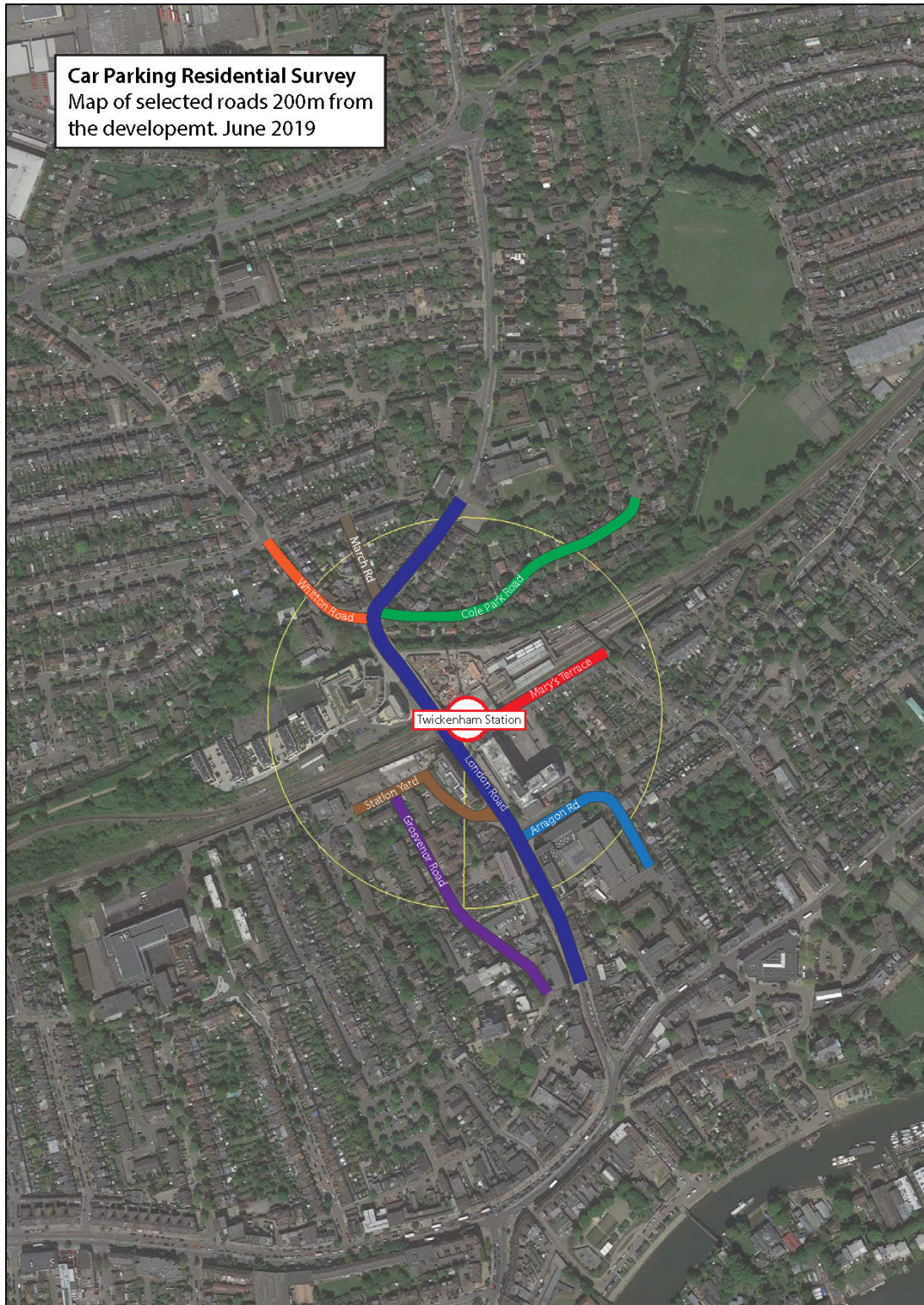


Figure 1.4: Residential Survey Road Coverage

Results:

- 1.13 The surveys to be displayed in map form (As shown in **Figure 1.1**). This is to include a plan displaying data for both of the surveys and for each time slot for all days.
- 1.14 For the Car-Parking count the data will be shown as set out in table form as shown in **Tables 1.1 and 1.2**.

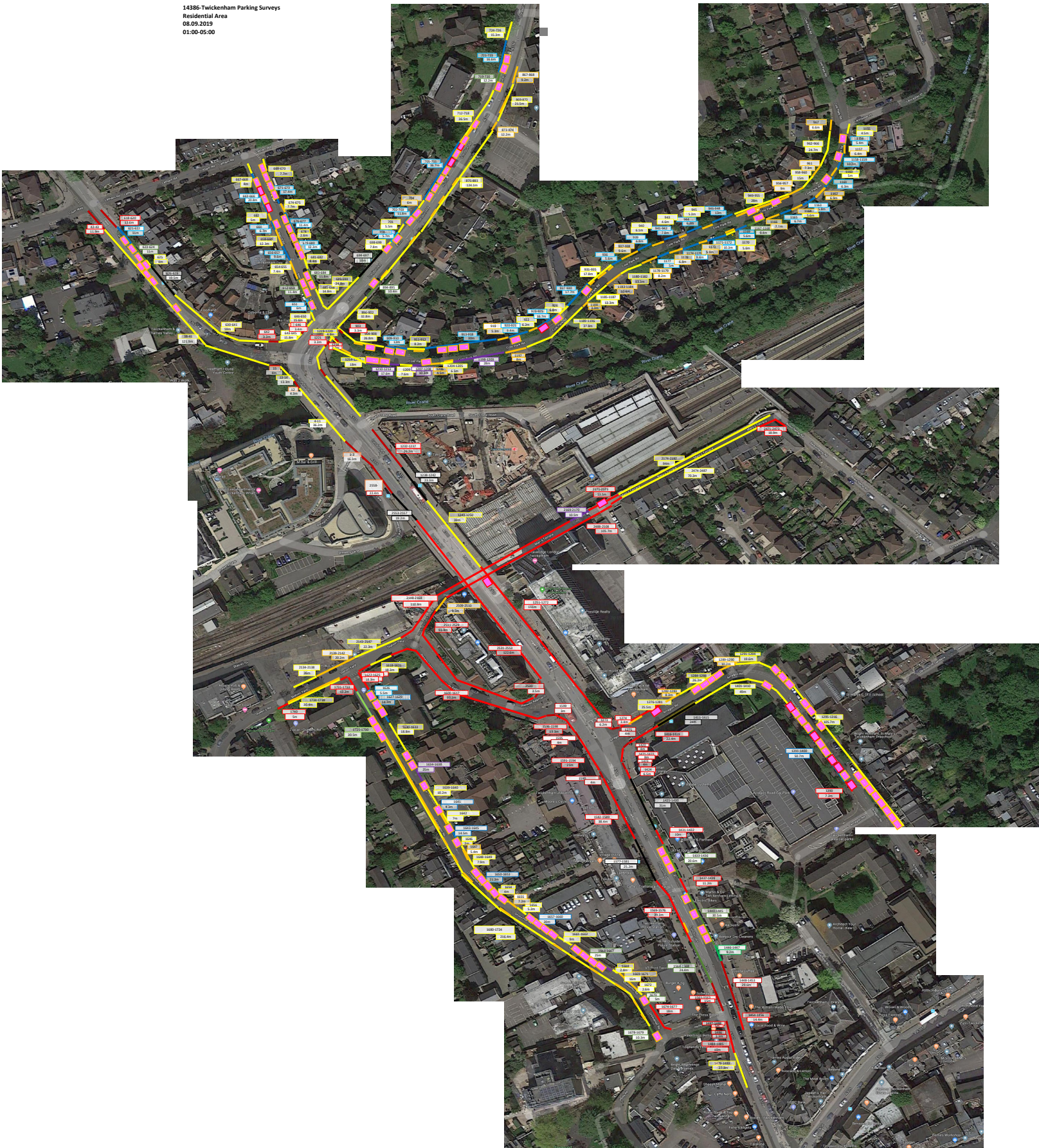
Author: PB

Date: 28/06/2019

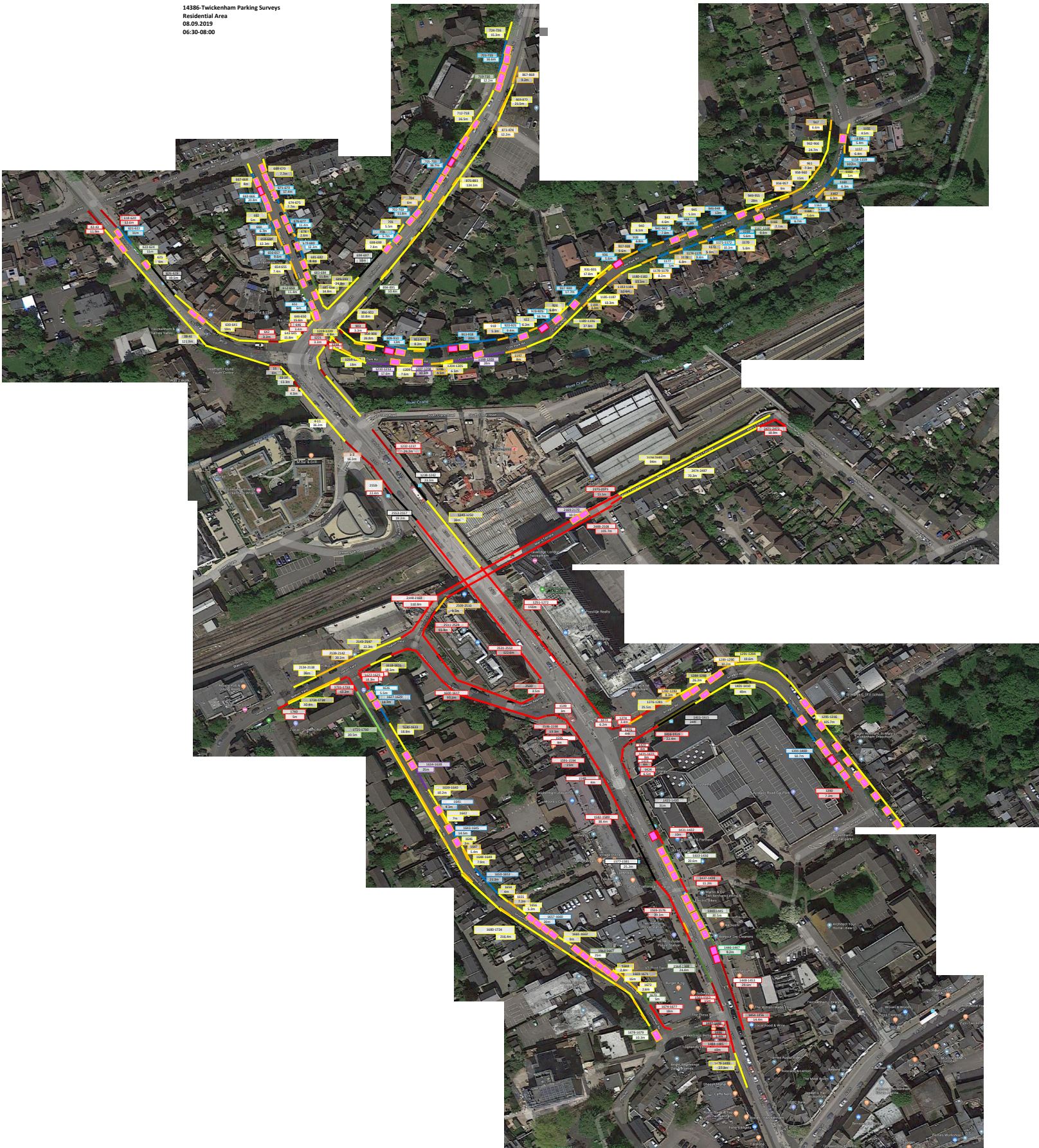
APPENDIX B: Residential Survey Results



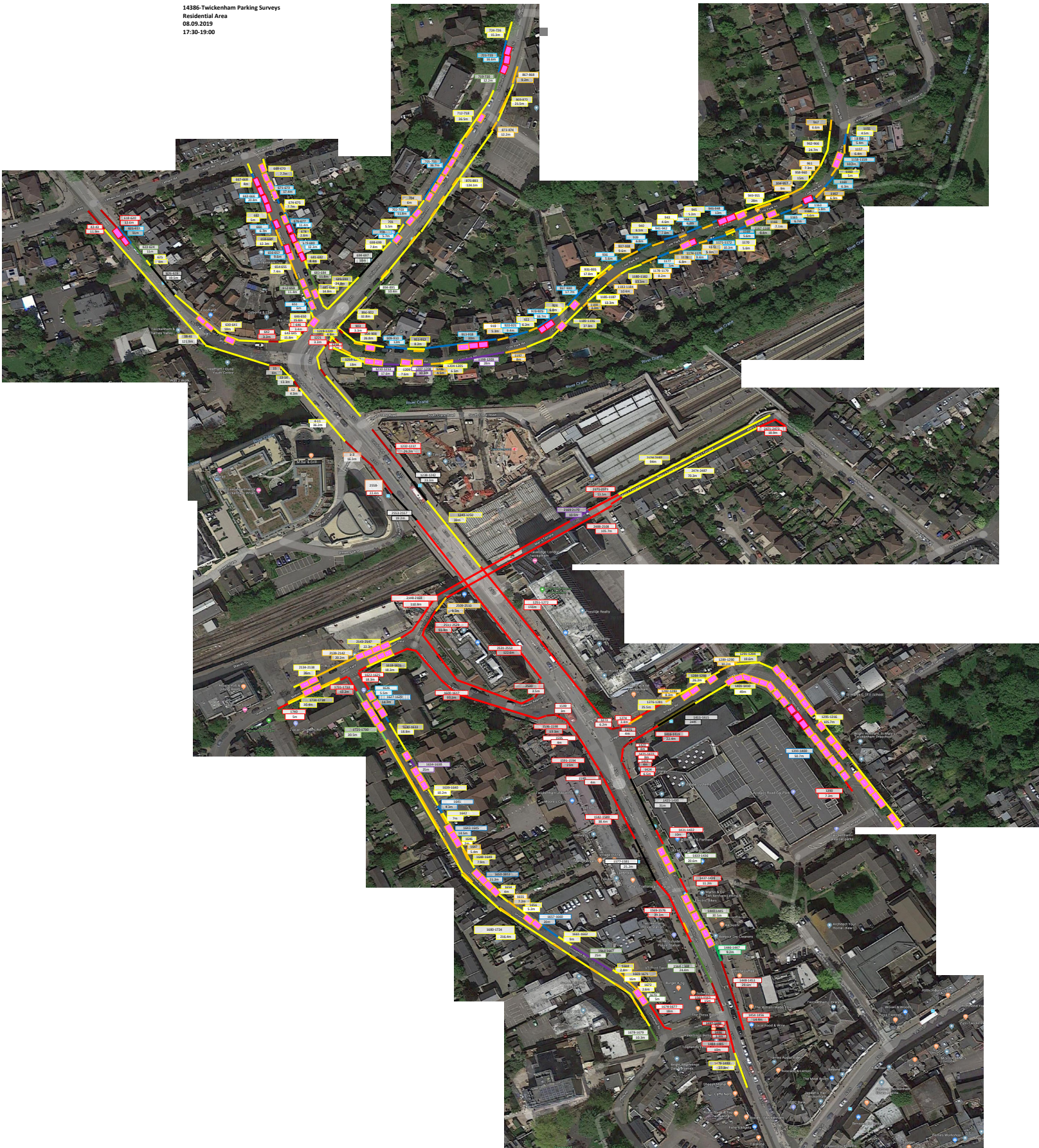
14386-Twickenham Parking Surveys
Residential Area
08.09.2019
01:00-05:00



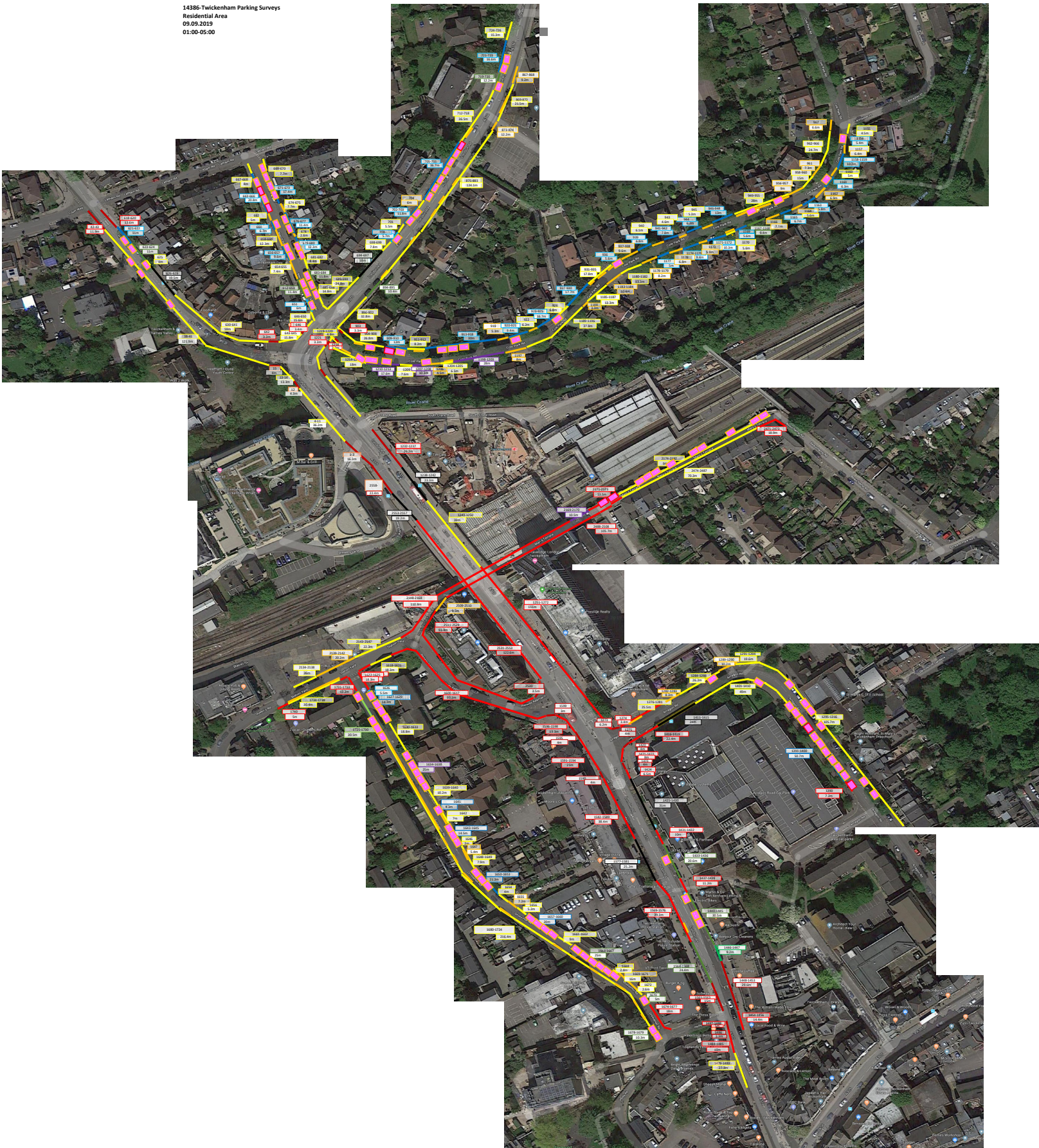
14386-Twickenham Parking Surveys
Residential Area
08.09.2019
06:30-08:00



14386-Twickenham Parking Surveys
Residential Area
08.09.2019
17:30-19:00



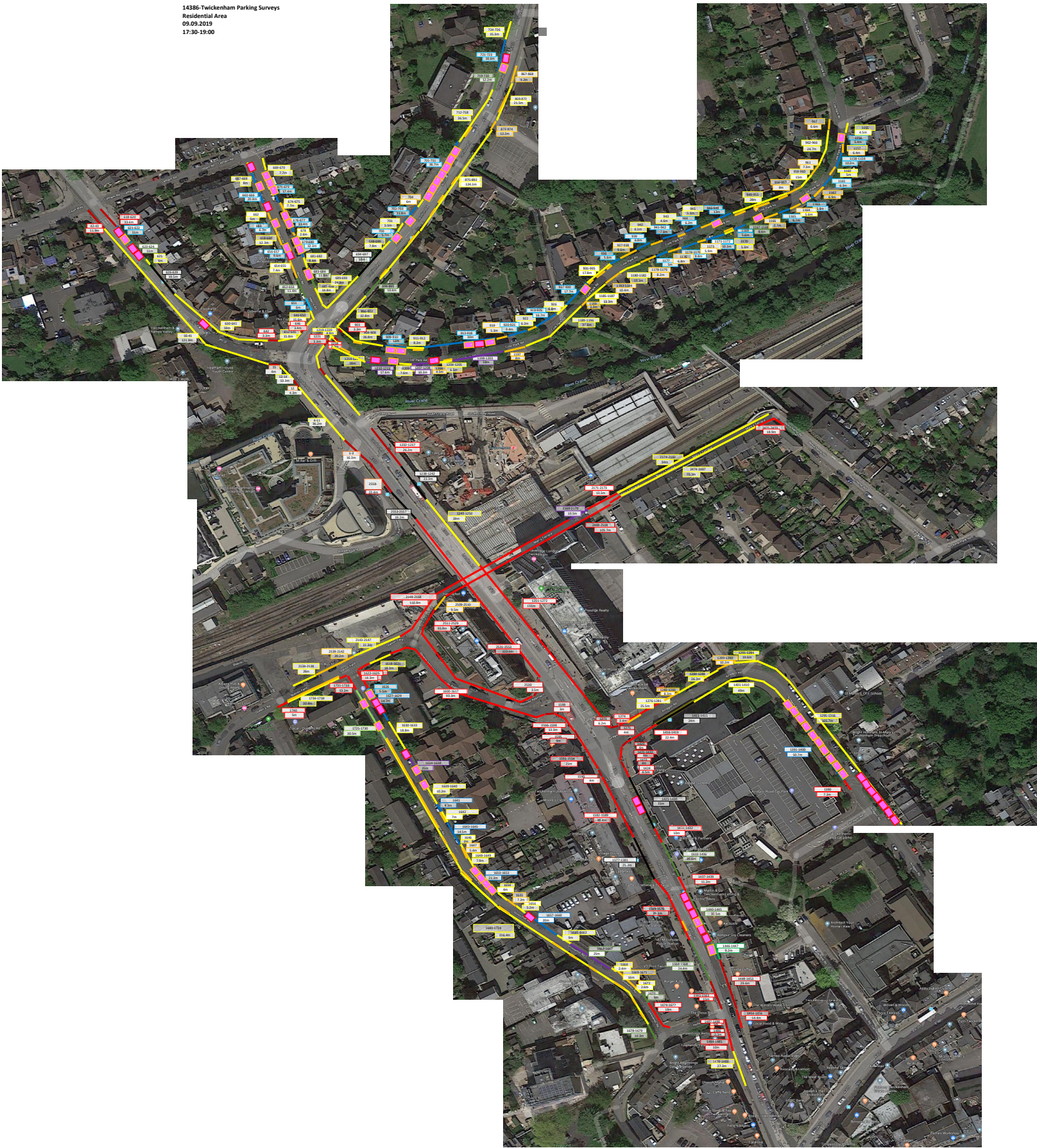
14386-Twickenham Parking Surveys
Residential Area
09.09.2019
01:00-05:00



14386-Twickenham Parking Surveys
Residential Area
09.09.2019
06:30-08:00



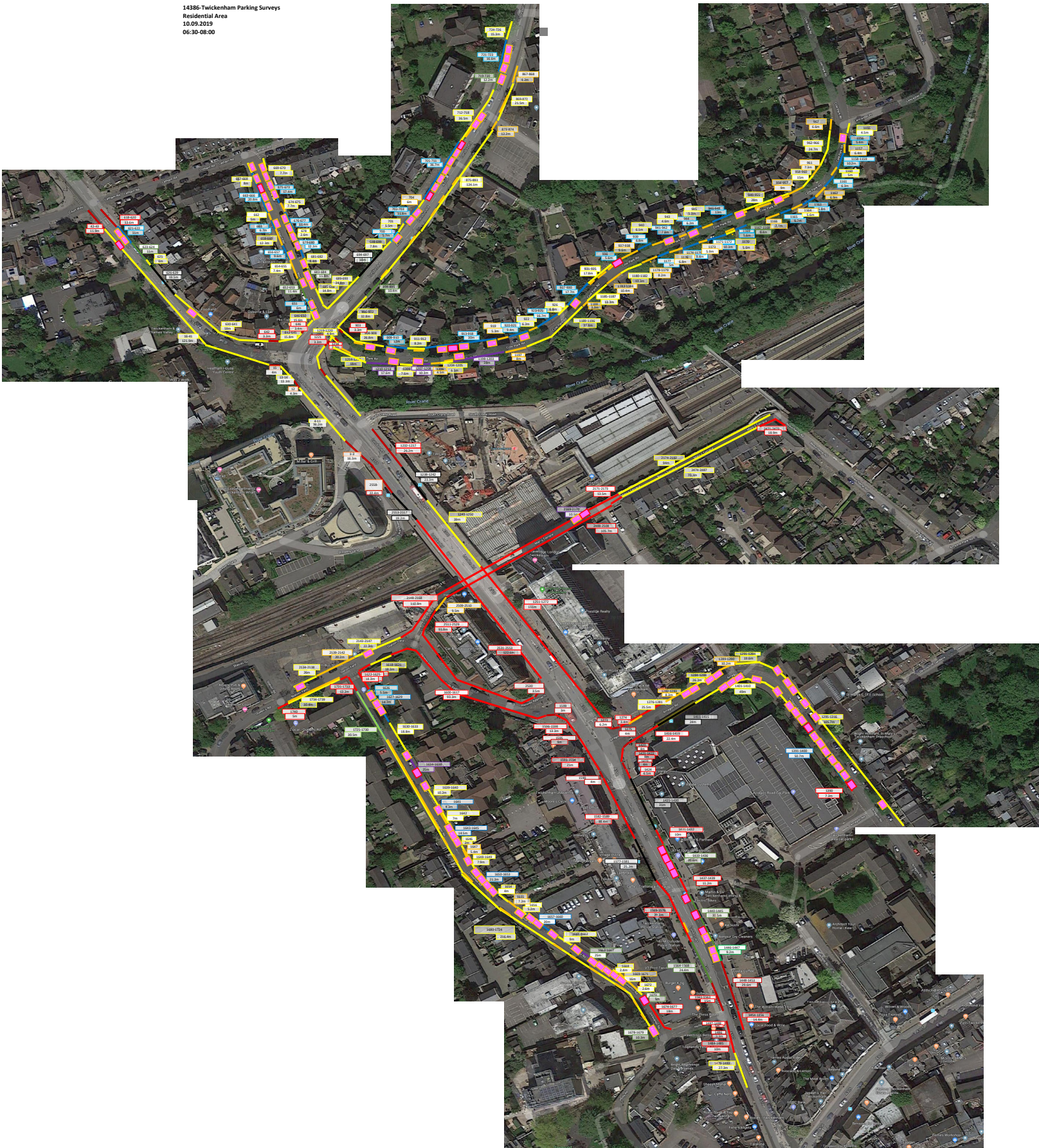
14386-Twickenham Parking Surveys
Residential Area
09.09.2019
17:30-19:00



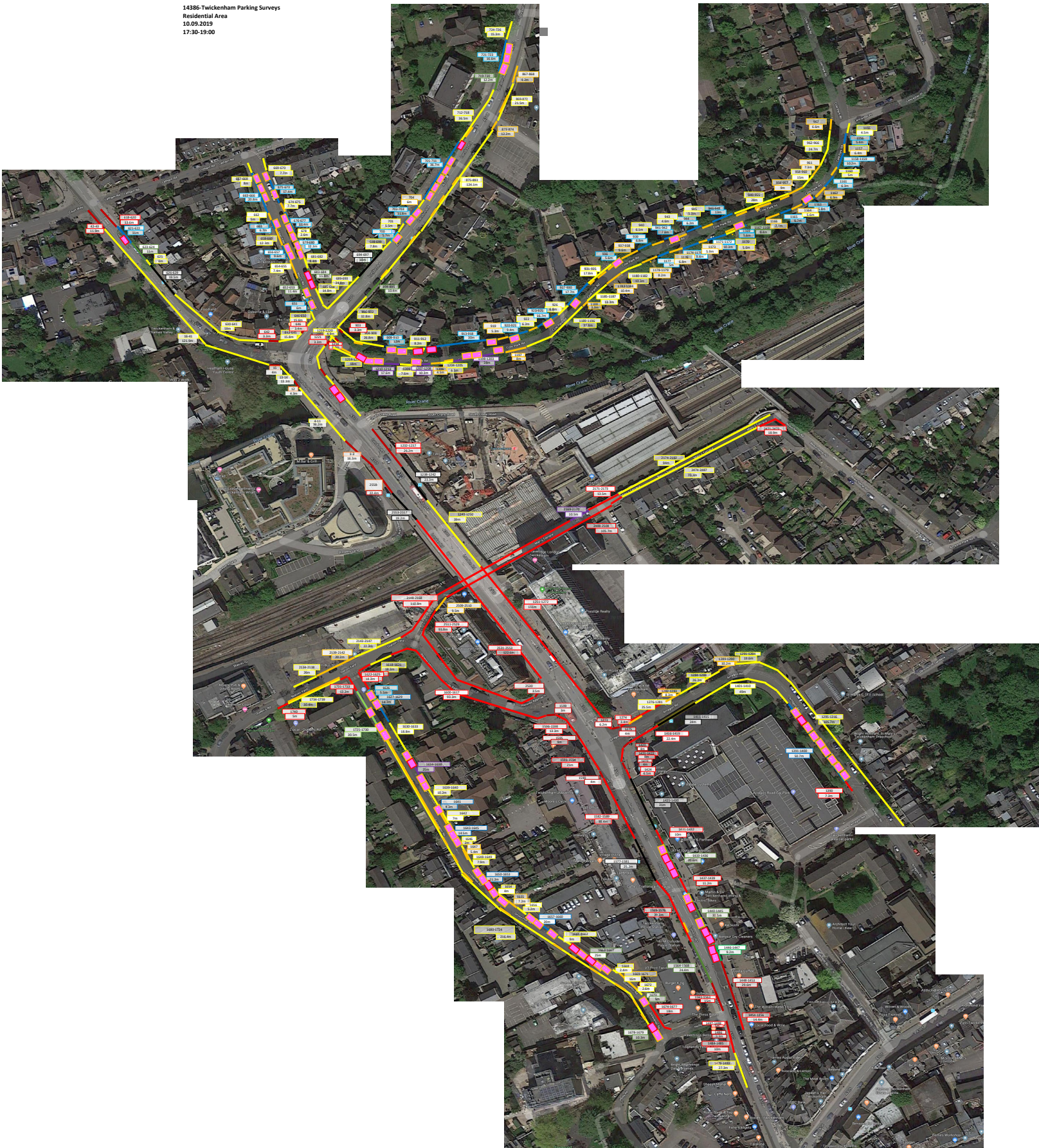
14386-Twickenham Parking Surveys
Residential Area
10.09.2019
01.00-05.00



14386-Twickenham Parking Surveys
Residential Area
10.09.2019
06:30-08:00



14386-Twickenham Parking Surveys
Residential Area
10.09.2019
17:30-19:00



Residential Survey Results Provided Electronically

APPENDIX C: Commercial Survey Results