



**Legend**

**Paving & Surfaces**

- P1. Concrete block paving with natural granite aggregate - Type 1
- P2. Concrete block paving with natural granite aggregate - Type 2
- P3. Concrete block paving with natural granite aggregate - Type 3
- P4. 10-20mm graded gravel
- P5. Stone setts
- P6. Timber decking
- P7. Gravel pathway
- P8. Amenity lawn

**Edges**

- E1. Metal drainage channel
- E2. Concrete Kerb
- E3. Aluminium extrusion edging

**Walls**

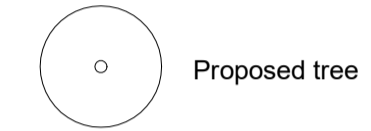
- W1. Timber fence
- W2. Timber gate
- W3. 1m Tall woven willow trellis
- W4. Low metal gate
- W5. Brick planter. Wall to match architectural brickwork.

**Furniture**

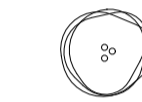
- F1. Metal planter
- F2. Brick pier to match architectural brickwork
- F3. Timber bench
- F4. Timber decking platform
- F5. Raised timber platform and planter
- F6. Cycle stand
- F7. Cycle shelter
- F8. Play features

**Soft Landscape**

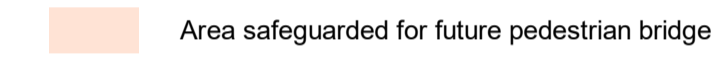
- S1. Hedge
- S2. Planting
- S3. Greenroof



Proposed tree



Proposed multistem tree



Area safeguarded for future pedestrian bridge



Future bridge provision

**General notes**

All setting out must be checked on site  
 All levels must be checked on site and refer to  
 Ordnance Datum Newlyn unless alternative Datum given  
 All fixings and weathervings must be checked on site  
 All dimensions must be checked on site  
 This drawing must not be scaled  
 This drawing must be read in conjunction with all other  
 relevant drawings, specification clauses and current design risk  
 register  
 This drawing must not be used for land transfer purposes  
 Calculated areas in accordance with Assael Architecture's  
 Definition of Areas for Schedules of Areas  
 This drawing must not be used on site unless issued for  
 construction  
 Subject to survey, consultation and approval from all statutory  
 Authorities

Revision Status:  
 P=Preliminary  
 C=Contract

© 2018 Assael Architecture Limited

Assael Architecture Limited has prepared this document in  
 accordance with the instructions of the Client under the agreed  
 Terms of Appointment. This document is for the sole and specific  
 use of the Client and Assael Architecture shall not be responsible  
 for any use of its contents for any purpose other than that for  
 which it was prepared and provided. Should the Client require to  
 pass electronic copies of the document to other parties, this  
 should be for co-ordination purposes only, the whole of the file  
 should be so copied, but no professional liability or warranty shall  
 be extended to other parties by Assael Architecture in this  
 connection without the explicit written agreement thereto by  
 Assael Architecture Limited.

**Electronic file reference**

Status R:	Revision	Date	DRN	CHK	CDM
1	Planning	15/02/19	HM	DR	
2	Planning Addendum	25/10/19	HM	DR	
3	Reverse Update	16/07/20	HM	DR	

**Purpose of information**

The purpose of the information on this drawing is for:	Planning	<input checked="" type="checkbox"/>
	Information	<input type="checkbox"/>
	Comment	<input type="checkbox"/>
All information on this drawing is not for construction unless it is marked for construction.	Client approval	<input type="checkbox"/>
	Construction	<input type="checkbox"/>

Client

**London Square**

Project title

**Gregg's  
 Bakery Site  
 Twickenham**  
 Drawing title

**Proposed Ground Floor  
 Landscape General  
 Arrangement**  
 Scale @ A1'size Date

**500 Jul '20**

Drawing N°

**A3164 1000**

Status & Revision

**P3**

**Assael**

Assael Extérieurs  
 123 Upper Richmond Road  
 London SW15 2TL

+44 (0)20 7736 7744

info@assael.co.uk

www.assael.co.uk

