



4th Floor, Holborn Tower
137-144 High Holborn,
London, WC1V 6PL

T: +44(0)20 7148 6290
E: info@eb7.co.uk

INTERNAL DAYLIGHT & SUNLIGHT REPORT

Former Stag Brewery,
Mortlake, London

14 July 2020

A photograph of a modern building's facade, showing a grid of white panels and horizontal wooden slats. The building is viewed from a low angle, looking up towards a blue sky with white clouds. The image is partially obscured by a large, dark grey geometric shape on the right side of the page.

Contents

1. Introduction
2. Guidance
3. Assumptions
4. Sources of Information
5. The Site and proposal
6. Results
7. Conclusions

1. Introduction

- 1.1. This Internal Daylight and Sunlight Report has been prepared by eb7 Limited as a revised submission document submitted under Applications A, B and C (refs. 18/0547/FUL, 18/0548/FUL and 18/0549/FUL) ('the Applications'), in respect of the former Stag Brewery Site in Mortlake ('the Site') within the London Borough of Richmond Upon Thames ('LBRuT'). The Applications are for the comprehensive redevelopment of the Site. This document has been prepared on behalf of Reselton Properties Limited ('the Applicant'). A summary of the Applications is set out below:
 - a) Application A – hybrid planning application for comprehensive mixed use redevelopment of the former Stag Brewery site consisting of:
 - i. Land to the east of Ship Lane applied for in detail (referred to as 'Development Area 1' throughout); and
 - ii. Land to the west of Ship Lane (excluding the school) applied for in outline (referred to as 'Development Area 2' throughout).
 - b) Application B – detailed planning application for the school (on land to the west of Ship Lane).
 - c) Application C – detailed planning application for highways and landscape works at Chalkers Corner.
- 1.2. This document replaces the Internal Daylight and Sunlight reports submitted as part of the 2018 application and 2019 amendments.
- 1.3. The Applications were submitted in February 2018 to LBRuT. The Applications are related and were proposed to be linked via a Section 106 Agreement. In May 2019, a package of substitutions was submitted to LBRuT for consideration, which sought to address comments raised by consultees during determination. On 29 January 2020, the Applications were heard at LBRuT's Planning Committee with a recommendation for approval. This scheme is thereafter referred to as "the Original Scheme".
- 1.4. The Committee resolved to grant Applications A and B, and refuse Application C. The granting of Applications A and B was subject to the following:
 - a) Conditions and informatives as set out in the officer's report, published addendum and agreed verbally at the meeting;
 - b) Amendments to the Heads of Terms and completion of a Section 106 Legal Agreement which was delegated to the Assistant Director to conclude;
 - c) No adverse direction from the Greater London Authority ('GLA'); and

- d) No call in by the Secretary of State for Housing, Communities and Local Government.
- 1.5. The Applications have been referred to the GLA and the Mayor has given a direction that he will take over the determination of the Applications and act as local planning authority in relation to all three applications.
- 1.6. The Applicant has engaged with the GLA in respect of the proposed amendments to the scheme, referred to throughout this document as the 'Revised Scheme'. As a result of these discussions, a number of changes have been made to the scheme proposals which are summarised as follows:
- a) Increase in residential unit provision from up to 813 units (this includes the up to 150 flexible assisted living and / or residential units) to up to 1,250 units;
 - b) Increase in affordable housing provision from up to 17% to up to 30%;
 - c) Increase in height for some buildings, of up to three storeys compared to the Original Scheme;
 - d) Change to the layout of Buildings 18 and 19, conversion of Block 20 from a terrace row of housing to two four storey buildings;
 - e) Reduction in the size of the western basement, resulting in an overall reduction in car parking spaces of 186 spaces, and introduction of an additional basement storey beneath Building 1 (the cinema);
 - f) Other amendments to the masterplan including amendments to internal layouts, re-location and change to the quantum and mix of uses across the Site, including the removal of the nursing home and assisted living in Development Area 2;
 - g) Landscaping amendments, including canopy removal of four trees on the north west corner of the Site; and
 - h) Associated highways works may be carried out on adopted highways land.
- 1.7. The submission documents have tested an affordable housing provision of 30%. However, it should be noted that the final affordable housing level is subject to further viability testing and discussions with the GLA.
- 1.8. Minor amendments have also been made to the road and pedestrian layouts for the school (Application B). No other amendments are proposed to Application B. No amendments are proposed to the physical works proposed under Application C, although alternative options within the highway boundaries for mitigating the highway impact of the amended proposals have been assessed within the relevant substitution documents for Applications A and B and are the subject of ongoing discussions with the GLA and TfL.

- 1.9. A more detailed summary is included within the Planning Statement Addendum and Design and Access Statement Addendum submitted with the Revised Scheme documents.
- 1.10. These changes are being brought forward as substitutions to Applications A, B and C (refs. 18/0547/FUL, 18/0548/FUL and 18/0549/FUL), which are related applications (to be linked via a Section 106 Agreement).
- 1.11. It is important to note that no changes are proposed to the physical works proposed under Application C – the only change to this application is that the supporting documents (which include all documents submitted under Applications A and B) have been updated in the context of the proposed changes to the scheme as sought under Applications A and B. Application C was resolved to be refused by LBRuT at Committee on 29 January 2020. As a result, whilst the works proposed in Application C are still an available option, the Applicant has progressed alternative approaches for addressing and mitigating the impacts on surrounding highways, and these have been tested within the relevant substitution documents for Applications A and B. All of these options are subject to ongoing discussions and testing with TfL. They are all within the existing highway boundaries and if agreed would not, in themselves, require planning consent.
- 1.12. Accordingly, Application C remains 'live' within this substitution package.
- 1.13. The methodology and criteria used for these assessments is provided by the Building Research Establishments guidance 'Site layout planning for daylight and sunlight: a guide to good practice' (BRE, 2011).

2. Guidance

Daylight & sunlight for planning

Site layout planning for daylight and sunlight: a guide to good practice, BRE 2011

2.1. This document follows from previous guidance produced by Her Majesty's Stationary Office (HMSO) on daylight and sunlight in the built environment and is now the accepted methodology used by local authorities for assessing daylight and sunlight in relation to new developments. It provides methods for the calculation of daylight and sunlight impacts of development upon existing surrounding properties and within proposed new dwellings.

Daylight Assessment

2.2. There are three detailed methods for calculating daylight, the Vertical Sky Component (VSC), the No-Sky Line Contour (NSC) and the Average Daylight Factor (ADF). For sunlight the Annual Probable Sunlight Hours (APSH) method is detailed.

2.3. The ADF method calculates the average illuminance within a room, as a proportion of the illuminance available to an unobstructed point outdoors under a sky of known luminance and luminance distribution. We have only considered the ADF method within our assessment as this is the most detailed of the daylight calculations. It considers the physical nature of the room behind the window, including; window transmittance, and surface reflectivity whereas the basic VSC assessment considers potential daylight at the window face only and does not consider room size. The BRE guidelines set the following recommended ADF levels for habitable room uses:

- 1% Bedrooms
- 1.5% Living Rooms and Living/Kitchen/Diners
- 2.0% Kitchens

2.4. In addition to the habitable residential rooms, the classroom spaces within the proposed school have been assessed. An ADF target of 2.0% has been applied as this is in line with the highest target for a habitable room. The Department of Education have confirmed their approval of the design and the letter dated 9 July 2020 has been appended to this report.

Sunlight Assessment

2.5. For sunlight the APSH test calculates the percentage of statistically probable hours of sunlight received by each window in both the summer and winter months. March 21st through to September 21st is considered to be the summer

period while September 21st to March 21st is considered the winter period.

- 2.6. The guidelines suggest that windows should receive at least 25% total APSH with 5% of this total being enjoyed in the winter months.

Overshadowing

- 2.7. In respect of the shading impacts to amenity space, such as neighbouring gardens, the BRE guidelines set out a sunlight amenity assessment to ensure the space remains adequately sunlit throughout the year. This is achieved by plotting a contour of the area which receives at least 2 hours of direct sunlight on the 21st March. An amenity space with at least 2 hours of sunlight across the majority of its area can be said to see acceptable levels of direct sun.

Policy Context

- 2.8. It is important to note that within urban centres achieving good levels of daylight and sunlight in accordance with the BRE guidelines, can be weighed in the balance against other beneficial design factors.

- 2.9. The opening paragraphs of the BRE guidelines state: -

“The guide is intended for building designers and their clients, consultants and planning officials. The advice given here is not mandatory and the document should not be seen as an instrument of planning policy. Its aim is to help rather than constrain the designer. Although it gives numerical guidelines, these should be interpreted flexibly because natural lighting is only one of many factors in site layout design. In special circumstances the developer or planning authority may wish to use different target values. For example, in a historic city centre a higher degree of obstruction may be unavoidable if new developments are to match the height and proportions of existing buildings”.

- 2.10. The targets set out in the BRE document are very much ‘guidelines’ and they should be applied sensibly and flexibly based on the site-specific context of development.

3. Assumptions

- 3.1. A laser scan survey, architects drawings, site photographs and Ordnance Survey information have been used to create a 3D computer model of the proposed development in the context of the existing site and surrounding buildings.
- 3.2. With regard to the ADF daylight assessments, following a review of design specifications of the proposed units, it has been agreed with the design team that the proposed accommodation will consist of light finishes. As such, the following have been used:
 - Room Reflectance values
 - 0.85: White ceilings
 - 0.81: Cream walls
 - 0.4: Light floors
 - Window transmittance: 0.68
- 3.3. The architect's drawings have been used to build a model of the proposal drawings of which can also be found in appendix 1.

4. Sources of Information

See Appendix 1

5. The Site and Proposal

- 5.1. The proposal is for the comprehensive redevelopment of the current Stag Brewery site. The proposal includes the demolition of most existing buildings, in order to construct a mixed use development.
- 5.2. Daylight design has been utilised throughout the design process in an effort to maximise light levels where possible. These daylight strategy techniques have been used throughout the scheme to improve the overall amenity levels for the occupants as is described in the results section.
- 5.3. The site has been divided for planning with a detailed application for the east of the site, which will include primarily residential blocks and flexible uses and commercial use. To the west of the site is outline massing, with a detailed application to follow. Finally, to the south west of the site is a proposed school.
- 5.4. Given the above, an internal assessment of the residential accommodation within the detailed application site has been considered, together with an assessment within the school. Façade studies in respect of the outline scheme has also been undertaken to give an idea of daylight and sunlight potential.
- 5.5. We note that the massing used for the outline massing is the maximum extents scheme and as such, provide the 'worst case' basis. As the scheme develops, it is likely the final scheme will be more refined and as such improve upon the results outlined in this report.

6. Internal Daylight and Sunlight Results

- 6.1. Full results of the daylight and sunlight assessment are attached within appendix 2. All habitable rooms have been assessed and daylight levels described within this report. Drawings showing the layouts of the proposed accommodation with window and room labels are attached within appendix 1.
- 6.2. In relation to internal daylight and sunlight, the relevant assessments are Average Daylight Factor (ADF) and Annual Probable Sunlight Hours (APSH) respectively.

Tables 1 and 2 summarise the daylight and sunlight results within the proposed residential units (detailed results are presented in Appendix 2). Drawings showing the internal layouts of the proposed dwelling along with room and window labels are shown in Appendix 1.

- 6.3. Daylight within the residential accommodation

Table 1: Completed Development – Daylight within the Proposed Development (ADF)

Building Reference	Total number of rooms relevant for daylight assessment	Total number of rooms which meet the ADF criteria	Percentage compliance
Block B2	401	343	86%
Block B3	178	154	87%
Block B4	65	43	66%
Block B6	80	80	100%
Block B7	284	232	81%
Block B8	318	260	82%
Block B9	50	50	100%
Block B10	110	110	100%
Block B11	179	165	92%
Block B12	137	117	85%
Total	1802	1558	86%
School	73	67	92%

- 6.4. The results have shown that 1558 (86%) of the 1802 habitable residential rooms

assessed in the proposed development show compliance by reference to the ADF methodology suggested within the BRE guidance.

- 6.5. As would be expected for a development of this scale, there are a small proportion of rooms which fall below the targets set within the BRE guide.
- 6.6. Daylight design has been utilised to maximise daylight levels where possible and prioritised daylight to primary living spaces over rooms with a lower daylight requirement (bedrooms). This has been successful and is confirmed by the residential rooms below the suggested targets being comprised of only 47 living / kitchen / diner, with 198 rooms being bedrooms.
- 6.7. The results of the main living spaces (being living rooms or living / kitchen / diners) are generally in excess of 1% ADF, and will therefore maintain reasonable levels of daylight. The results show that 14 of these living spaces show ADF levels between 0.4%-0.9%. These rooms are particularly constrained, in particular being located at ground level or under overhanging balconies.
- 6.8. The results show that 102 (being 20 L/K/D's and 82 bedrooms) of the remaining 244 rooms show ADF levels within 0.3% ADF of the suggested targets. Whilst these rooms deviate from the suggested targets the level of deviation is marginal, with levels falling just below.
- 6.9. In addition, 121 of the 244 rooms which see deviations from the suggested targets have at least one window situated beneath balconies which lowers the daylight potential to the rooms set beneath. These 121 rooms are comprised of 108 bedrooms, with 13 rooms being L/K/Ds. As mentioned in paragraph 6.6 above, the scheme has been designed to maximise levels to the living spaces by not having balconies overhang the windows serving these spaces where possible. As it is necessary to provide private amenity to the apartments created, balconies have been located above windows serving bedrooms where possible. The use and enjoyment of external amenity spaces act as a trade off with daylight potential to the rooms set beneath. The BRE criteria provides a degree of flexibility where other factors are to be considered. Given the effects of the overhanging balconies, coupled with the majority of spaces affected serving bedrooms, the results should be considered acceptable and in line with the overall intentions of the BRE criteria.
- 6.10. Finally, the remaining 21 rooms of the 244 rooms that see deviations can be identified as:
 - R18 (L/K/D) on the ground floor of Block B2,
 - R1 (L/K/D) on the ground floor of Block B3
 - R2 (bedroom) on the first floor, R1 (L/K/D), R3 (bedroom), R4 (bedroom), R5 (bedroom), R6 (bedroom), R10 (L/K/D), R11 (L/K/D) of fifth floor, and R2 (L/K/D) of sixth floor of Block B4

- R2 (L/K/D) on the ground floor, R3 (L/K/D) on the first and second floor of Block B7
- R5 (L/K/D), R11 (L/K/D) on the ground floor, R31 (L/K/D) and R36 (L/K/D) of the first floor, R32 (L/K/D) and R36 (L/K/D) of second floor, R32 (L/K/D) and R36 (L/K/D) on third floors of Block B8

6.11. These rooms are generally situated at low levels or in corner locations and as such, the outlook is constrained. These rooms indicate deviations which are not unusual due to the size and scale of the development. Given the isolated number of rooms, together with the high levels of overall compliance the results should be considered in line with the overall intentions of the BRE criteria.

6.12. In addition, the scheme proposals have been design to provide a significant amount of new housing, including 30% of the new dwellings being affordable. Given the extent of new housing being provided, there is an inherent density required. Increased density causing the scheme to be further constrained and as such, deviations from the BRE criteria are to be expected.

6.13. It should be noted that additional care has been taken to maximise daylight levels to the rooms serving the affordable housing. The affordable housing elements are included in block 10. Particular care has been taken to ensure high levels of daylight amenity with 100% of habitable rooms within block 10 achieving compliance with the BRE targets. Given the nature of the deviations, coupled with full compliance within the affordable units, the results for the affordable units should be considered acceptable and in line with the overall intentions of the guidance.

Daylight within the school

6.14. The Department of Education have confirmed that they have reviewed the school and approve the design. This letter dated 9 July 2020 has been appended to this report

6.15. Notwithstanding the above, we have undertaken an assessment of the future classrooms in line with the ADF methodology. The results show 67 (92%) of the 73 rooms assessed achieve daylight levels in line with the applied targets (2%). Of the remaining rooms, 3 of the 6 classrooms look out upon an atrium. The assessment produced considered the 'worst case' scenario and as such, the reflectance within the atrium has not been considered. Furthermore, the rooms situated on the ground floor are further constrained by a glazed walkway which has been simulated as a solid obstruction and as such, the actual light levels within the rooms will be an improvement upon those reported. Whilst these rooms deviate from the suggested targets, the real-world affects are likely to show good levels of amenity in line with the requirements for a school.

6.16. The remaining rooms can be identified as R14 (W30) on the ground floor, R11

(W31) on the first floor and R21 (W93) on the second floor and show ADF levels of between 1.3% - 1.8% ADF. The scheme is a new urban development and as such, marginal deviations such as this are to be expected. These rooms continue to maintain relatively high levels of daylight. Given the size of the scheme as an urban development, a small number of isolated deviations would be expected. Light levels have been maximised where possible and this is shown by the extent of deviations and the rooms effected. Given the marginal nature of the deviations, coupled with the high overall levels of compliance (86% when considering the whole scheme), the results should be considered in line with the overall intentions of the BRE guidelines.

Sunlight within the residential accommodation

6.17. **Table 2: Completed Development – Sunlight within the Proposed Development (APSH) – Living room and dining rooms only**

Building Reference	Total number of rooms assessed	Total number of rooms which meet the APSH criteria	Percentage compliance
Total	401	248	62%

6.18. Of the 401 south facing living or living / kitchen / dining rooms with all residential floors of the proposed development, 248 (62%) show compliance by reference to the APSH methodology suggested within the BRE guidance. This level of compliance is commensurate with a multi block scheme in an urban environment such as this.

6.19. The design incorporates residential blocks that largely run north to south, primarily served by windows on the east and west facades. The potential for good sunlight to east or west facing windows is lower than that for the south facing windows, but the number of north facing units, which would see little or no direct sunlight is reduced. This design provides some direct sunlight to the vast majority of units. This generally allows a greater proportion of units to get a reasonable level of sunlight, reducing the number of north facing units.

Outline scheme

6.20. In addition to undertaking analysis of the detailed element of the scheme, a further study of the indicative daylight / sunlight levels within the outline massing has been considered. The assessment is in the form of façade studies are these can be found at appendix 3 of this report.

6.21. The façade studies show the majority of areas are likely to achieve high levels of daylight / sunlight. There are some constrained areas along the façades, the worst of which being to flank walls between blocks, however with considered

design in regard to the daylight / sunlight it will be possible to achieve high levels of overall compliance with the BRE criteria.

Overshadowing

6.22. As part of the Development there would be newly created external amenity spaces relevant for assessment. The Development has been designed to allow suitable light penetration to amenity areas where possible. The assessment has shown that 11 of the 20 amenity areas would experience direct sunlight across more than 50% of their area for 2 hours or more on the 21st of March. The results for the amenity areas as a whole including the school playing field show that 75% of the total area would experience 2 hours of direct sunlight. Excluding the school, the overall percentage equates to c.55%. This is in excess of the 50% suggested in the BRE criteria.

6.23. The Development is comprised of detailed and outline component and these areas have been discussed below:

Detailed Component of the Site:

6.24. The amenity areas within the detailed element of the Stag Brewery component of the Development (East of Ship Lane) and these areas can be identified as 1 – 13 and 20 as shown in Appendix 4.

6.25. The results have shown 7 of the 14 amenity areas would experience 2 hours of direct sunlight across at least 50% of the area. When combined, the total across the overall area as a whole equate to 55%.

6.26. The remaining 7 areas that would not achieve the target can be identified as Areas 1, 4, 6, 7, 8, 10 and 20.

6.27. The Development has been designed to maximise the views towards the river which is situated to the north of the site. The pleasant outlook over the River Thames are beneficial to the future occupiers and therefore the Development has been designed to maximise this outlook; however, there is a design trade off with respect to the open southerly aspect of the amenity spaces.

6.28. Of the remaining areas, three (identifiable as 1, 4 and 6) show levels just below the 50% target, being between 37% to 46%. In addition to undertaking an assessment to show the areas that achieve 2 hours of sunlight, a graded assessment showing the areas that achieve between 0 – 2 hours of sunlight has been provided in Appendix 4. The results show that whilst these areas may not achieve 2 hours of direct sunlight, at least half of each of these areas would receive 1.5 hours of level of direct sunlight on the 21st March.

6.29. The remaining 4 areas can be identified as 7, 8, 10 and 20 and show lower levels of direct sunlight. These areas all serve private accommodation and have been

designed to maximise the river views where possible. Whilst these areas show sunlight levels below the targets, the scheme includes a 'green link' which retains high sunlight levels and can be accessed by all occupiers.

6.30. Finally, it is noted that where there are significant deviations, these are primarily to the private accommodation, with the affordable units seeing high direct sunlight levels. The affordable units are situated within block 10 and the amenity spaces situated in close proximity generally see good sunlight amenity levels.

Outline Component of the Site

6.31. The amenity areas serving the residential accommodation within the outline element of Stag Brewery component of the Site (West of Ship Lane) can be identified as areas 14 – 18 in Appendix 4.

6.32. The results have shown 3 of the 5 amenity areas would experience 2 hours of direct sunlight across at least 50% of the area. The total across the overall area as a whole equate to 56%.

6.33. Of the remaining two areas, one shows levels marginally below the target. The results for area 17 show 43.2% of the area would experience 2 hours of direct sunlight, which is marginally below the suggested targets. The remaining area shows levels below the targets; however, this area is situated to the north of the Site and has been designed to limit effects to the surrounding properties. It should be noted that the maximum extent parameters have been utilised for the technical analysis and as such, this is likely to show the worst case scenario in regard to the effects.

6.34. In addition, a supplementary study for the 21st of June has been undertaken as the amenity areas will be most utilised during the summer months and this can be found at Appendix 4. It is generally accepted that amenity spaces are primarily used in the summer months when the temperatures are generally warmer. The results of this additional study have shown that all 20 areas would experience 2 hours of direct sunlight across at least 95% of the areas.

7. Conclusions

- 7.1. The quality of daylight amenity within the proposed residential accommodation has been assessed using the ADF assessment as recommended within the BRE document 'Site layout planning'.
- 7.2. Considered daylight design has been utilised to maximise daylight levels where possible and minimise any adverse levels accordingly.
- 7.3. The results of this assessment have shown that provision of daylight within the proposal is high with c.86% of all rooms within the buildings meeting or exceeding the BRE targets well in excess of the levels. There are incidences where the levels are below the suggested targets, however these are primarily due to overhanging balconies and wider site constraints. The considered design has focused on maximising daylight levels to living rooms as is considered good practice.
- 7.4. As would be expected for a scheme of this size, the results of the sunlight assessment (APSH) have shown that in some instances direct sunlight to the window face will be limited. The results show c.62% of rooms achieve compliance with the BRE criteria. This is usual for a scheme of this type where the orientation of the site dictates east – west units.
- 7.5. The results of the overshadowing assessment indicate 55% of the residential amenity areas assessed see 2 hours of direct sunlight on the 21st of March, in line with the BRE criteria. When considering the school playing field, this percentage increases to 75%. Whilst there are areas below the suggested targets, these areas will receive some direct sunlight for part of the day. The assessment in June shows that the vast majority of areas see good levels of direct sunlight on this date.
- 7.6. Façade studies showing the indicative daylight / sunlight levels within the outline scheme shows that a good rate of compliance can be achieved through considered design.
- 7.7. The BRE guide gives the following statement in its introduction, which is repeated at various points through the document: -

“The advice given here is not mandatory and the document should not be seen as an instrument of planning policy. Its aim is to help rather than constrain the designer. Although it gives numerical guidelines, these should be interpreted flexibly because natural lighting is only one of many factors in site layout design...”
- 7.8. Eb7 have undertaken technical analysis of the daylight / sunlight levels within the proposed residential units including those where layouts have been revised



as part of this substitution. In light of the above, we feel that the provision of daylight within the proposed residential units, with the intentions of the BRE guidance and therefore local planning policy.



Appendix 1

Drawings and Sources of Information

Sources of information

APR SERVICES

Topographical Survey.pdf
 Received 22/09/16

CLOUD 10

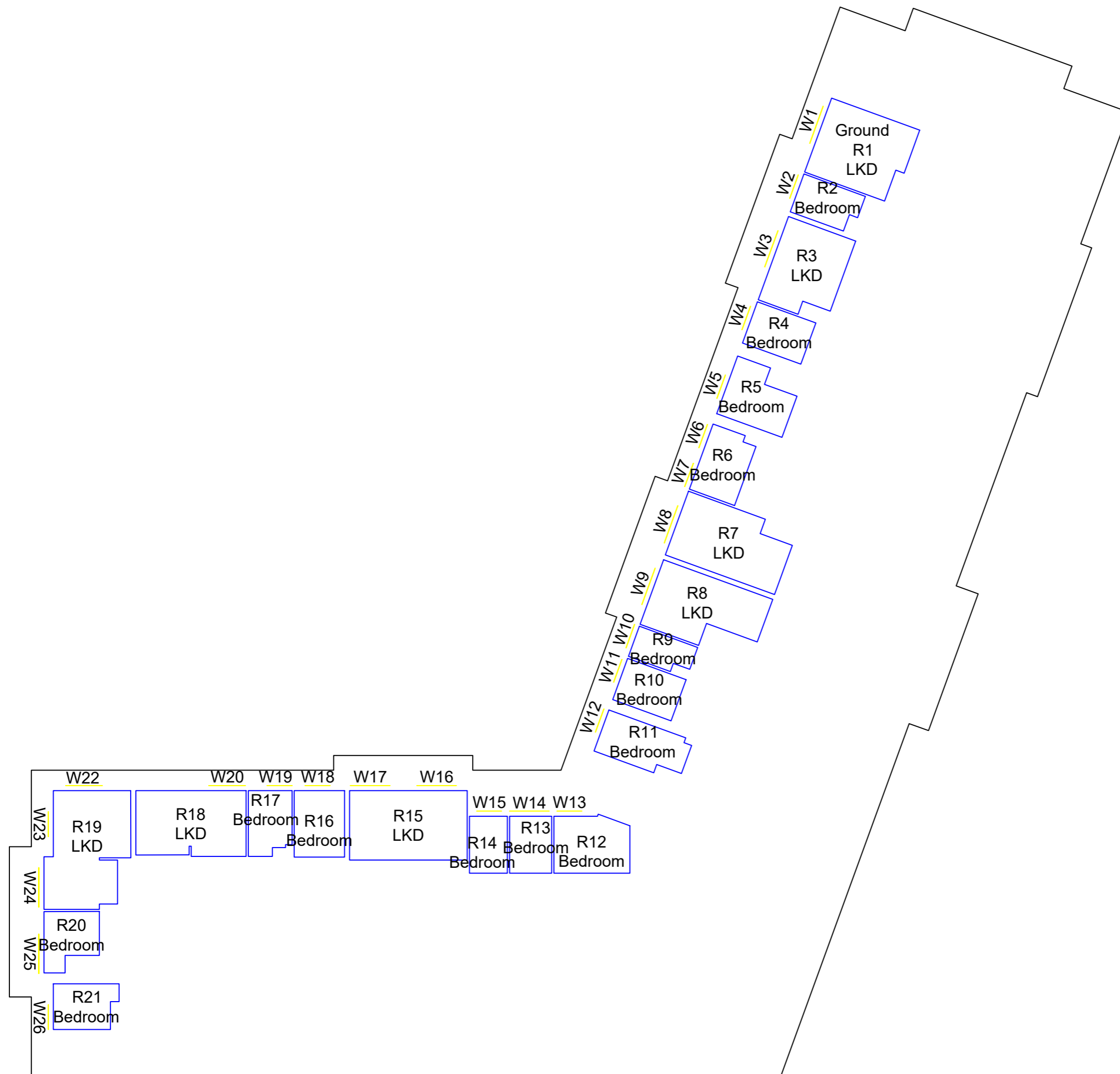
Stag Brewery East end 15-09-16.dwg
 Received 16/09/16
 11263_Stag Brewery_MASTER.dwg
 Received 19/09/16
 Stag Brewery West end 22-09-16 Pt1.dwg
 Received 22/09/16
 Stag Brewery West end 23-09-16.dwg
 Received 23/09/16
 The Ship PH.dwg
 Received 28/09/16
 Jolly Gardeners.dwg
 Received 11/10/16

SQUIRE & PARTNERS

18125-SQP-ZZ-ZZ-M3-A-0001.dwg
 18125_C645_B02_P_00_001_B.dwg
 18125_C645_B02_P_07_001_B.dwg
 18125_C645_B02_P_08_001_B.dwg
 18125_C645_B02_P_09_001_B.dwg
 18125_C645_B03_P_00_001_B.dwg
 18125_C645_B03_P_05_001_B.dwg
 18125_C645_B03_P_06_001_B.dwg
 18125_C645_B06_P_00_001_B.dwg
 18125_C645_B06_P_04_001_B.dwg
 Received 24/03/2020
 18125_G100_P2_P_RF_001_-.dwg
 Received 08/04/2020

EB7 Ltd

Site Photographs
 Ordinance Survey



NORTH



Project The Stag Brewery
 London
 SW14 7ET

Title Block 2
 Ground Floor
 Room Layout

Drawn AD Checked --

Date 14/04/2020 Project 2201

Rel no. 15 Prefix ID01 Page no. 01

Sources of information

APR SERVICES

Topographical Survey.pdf
 Received 22/09/16

CLOUD 10

Stag Brewery East end 15-09-16.dwg
 Received 16/09/16
 11263_Stag Brewery_MASTER.dwg
 Received 19/09/16
 Stag Brewery West end 22-09-16 Pt1.dwg
 Received 22/09/16
 Stag Brewery West end 23-09-16.dwg
 Received 23/09/16
 The Ship PH.dwg
 Received 28/09/16
 Jolly Gardeners.dwg
 Received 11/10/16

SQUIRE & PARTNERS

18125-SQP-ZZ-ZZ-M3-A-0001.dwg
 18125_C645_B02_P_00_001_B.dwg
 18125_C645_B02_P_07_001_B.dwg
 18125_C645_B02_P_08_001_B.dwg
 18125_C645_B02_P_09_001_B.dwg
 18125_C645_B03_P_00_001_B.dwg
 18125_C645_B03_P_05_001_B.dwg
 18125_C645_B03_P_06_001_B.dwg
 18125_C645_B06_P_00_001_B.dwg
 18125_C645_B06_P_04_001_B.dwg
 Received 24/03/2020
 18125_G100_P2_P_RF_001_-.dwg
 Received 08/04/2020

EB7 Ltd

Site Photographs
 Ordinance Survey

NORTH



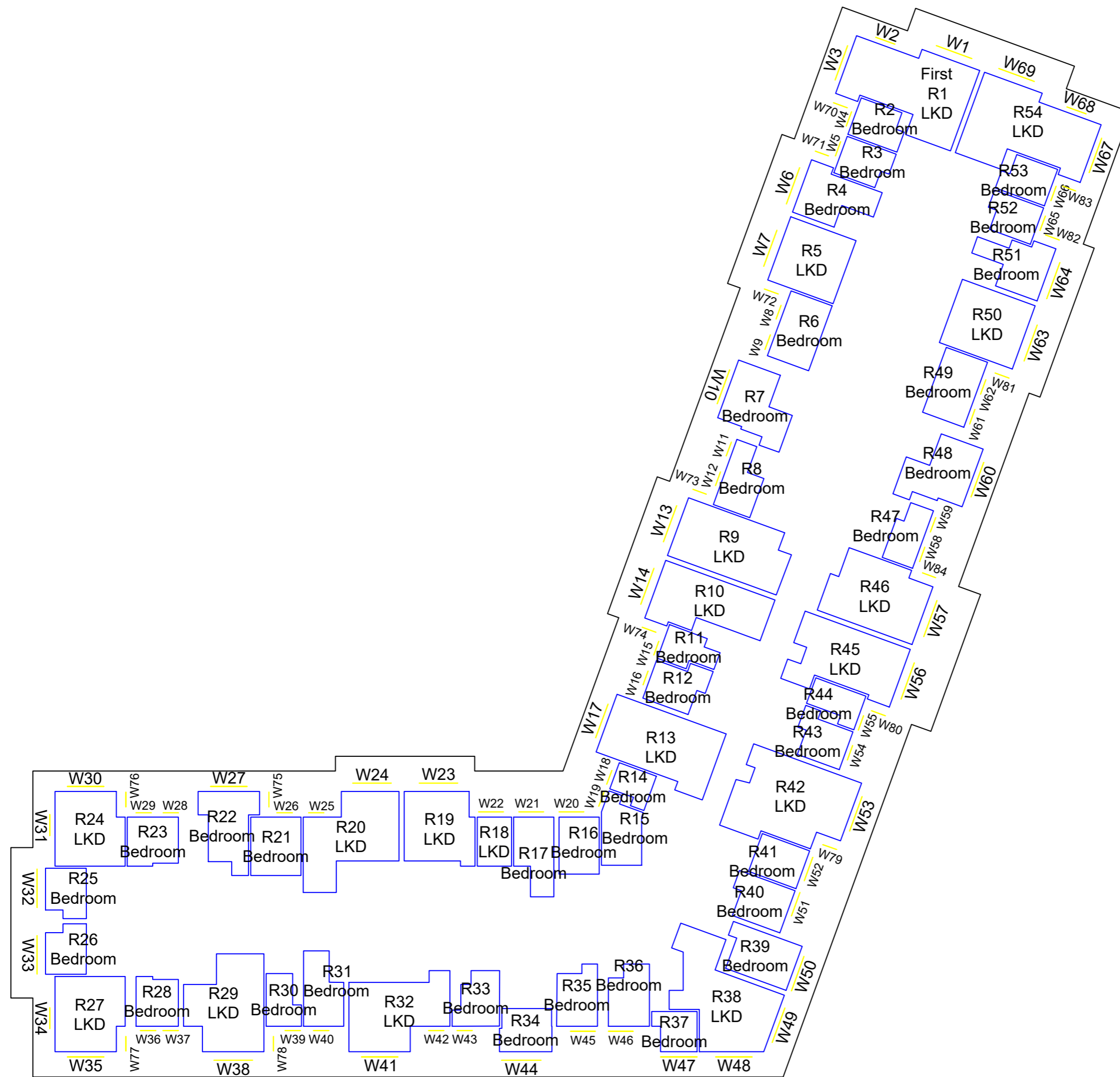
Project The Stag Brewery
 London
 SW14 7ET

Title Block 2
 First Floor
 Room Layout

Drawn AD Checked --

Date 14/04/2020 Project 2201

Rel no. 15 Prefix ID01 Page no. 02



Sources of information

APR SERVICES
 Topographical Survey.pdf
 Received 22/09/16

CLOUD 10
 Stag Brewery East end 15-09-16.dwg
 Received 16/09/16
 11263_Stag Brewery_MASTER.dwg
 Received 19/09/16
 Stag Brewery West end 22-09-16 Pt1.dwg
 Received 22/09/16
 Stag Brewery West end 23-09-16.dwg
 Received 23/09/16
 The Ship PH.dwg
 Received 28/09/16
 Jolly Gardeners.dwg
 Received 11/10/16

SQUIRE & PARTNERS
 18125-SQP-ZZ-ZZ-M3-A-0001.dwg
 18125_C645_B02_P_00_001_B.dwg
 18125_C645_B02_P_07_001_B.dwg
 18125_C645_B02_P_08_001_B.dwg
 18125_C645_B02_P_09_001_B.dwg
 18125_C645_B03_P_00_001_B.dwg
 18125_C645_B03_P_05_001_B.dwg
 18125_C645_B03_P_06_001_B.dwg
 18125_C645_B06_P_00_001_B.dwg
 18125_C645_B06_P_04_001_B.dwg
 Received 24/03/2020
 18125_G100_P2_P_RF_001_-.dwg
 Received 08/04/2020

EB7 Ltd
 Site Photographs
 Ordinance Survey



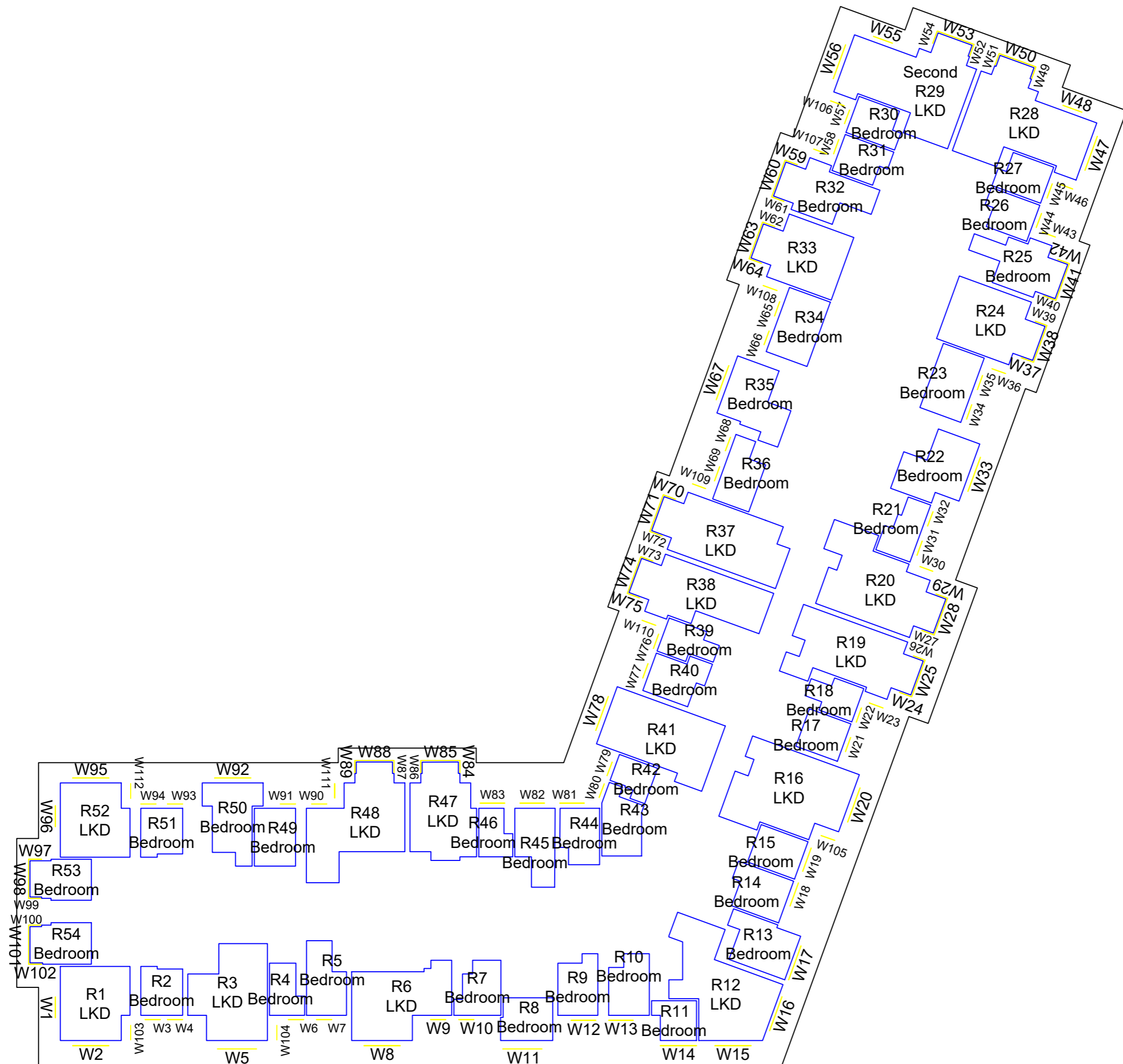
Project The Stag Brewery
 London
 SW14 7ET

Title Block 2
 Second Floor
 Room Layout

Drawn AD Checked --

Date 14/04/2020 Project 2201

Rel no. 15 Prefix ID01 Page no. 03



Sources of information

APR SERVICES
 Topographical Survey.pdf
 Received 22/09/16

CLOUD 10
 Stag Brewery East end 15-09-16.dwg
 Received 16/09/16
 11263_Stag Brewery_MASTER.dwg
 Received 19/09/16
 Stag Brewery West end 22-09-16 Pt1.dwg
 Received 22/09/16
 Stag Brewery West end 23-09-16.dwg
 Received 23/09/16
 The Ship PH.dwg
 Received 28/09/16
 Jolly Gardeners.dwg
 Received 11/10/16

SQUIRE & PARTNERS
 18125-SQP-ZZ-ZZ-M3-A-0001.dwg
 18125_C645_B02_P_00_001_B.dwg
 18125_C645_B02_P_07_001_B.dwg
 18125_C645_B02_P_08_001_B.dwg
 18125_C645_B02_P_09_001_B.dwg
 18125_C645_B03_P_00_001_B.dwg
 18125_C645_B03_P_05_001_B.dwg
 18125_C645_B03_P_06_001_B.dwg
 18125_C645_B06_P_00_001_B.dwg
 18125_C645_B06_P_04_001_B.dwg
 Received 24/03/2020
 18125_G100_P2_P_RF_001_-.dwg
 Received 08/04/2020

EB7 Ltd
 Site Photographs
 Ordinance Survey



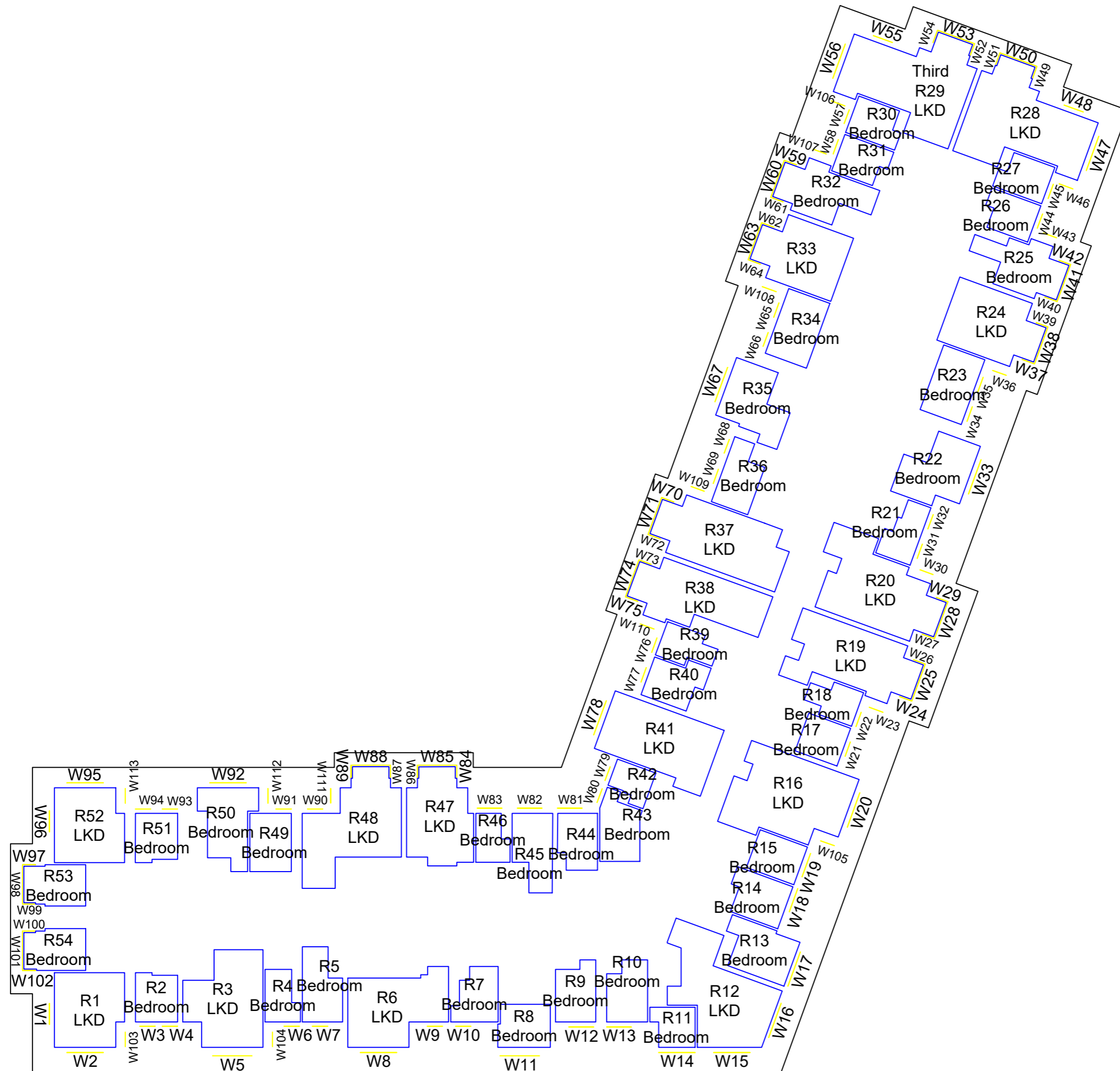
Project The Stag Brewery
 London
 SW14 7ET

Title Block 2
 Third Floor
 Room Layout

Drawn AD Checked --

Date 14/04/2020 Project 2201

Rel no. 15 Prefix ID01 Page no. 04



Sources of information

APR SERVICES
 Topographical Survey.pdf
 Received 22/09/16

CLOUD 10
 Stag Brewery East end 15-09-16.dwg
 Received 16/09/16
 11263_Stag Brewery_MASTER.dwg
 Received 19/09/16
 Stag Brewery West end 22-09-16 Pt1.dwg
 Received 22/09/16
 Stag Brewery West end 23-09-16.dwg
 Received 23/09/16
 The Ship PH.dwg
 Received 28/09/16
 Jolly Gardeners.dwg
 Received 11/10/16

SQUIRE & PARTNERS
 18125-SQP-ZZ-ZZ-M3-A-0001.dwg
 18125_C645_B02_P_00_001_B.dwg
 18125_C645_B02_P_07_001_B.dwg
 18125_C645_B02_P_08_001_B.dwg
 18125_C645_B02_P_09_001_B.dwg
 18125_C645_B03_P_00_001_B.dwg
 18125_C645_B03_P_05_001_B.dwg
 18125_C645_B03_P_06_001_B.dwg
 18125_C645_B06_P_00_001_B.dwg
 18125_C645_B06_P_04_001_B.dwg
 Received 24/03/2020
 18125_G100_P2_P_RF_001_-.dwg
 Received 08/04/2020

EB7 Ltd
 Site Photographs
 Ordinance Survey

NORTH



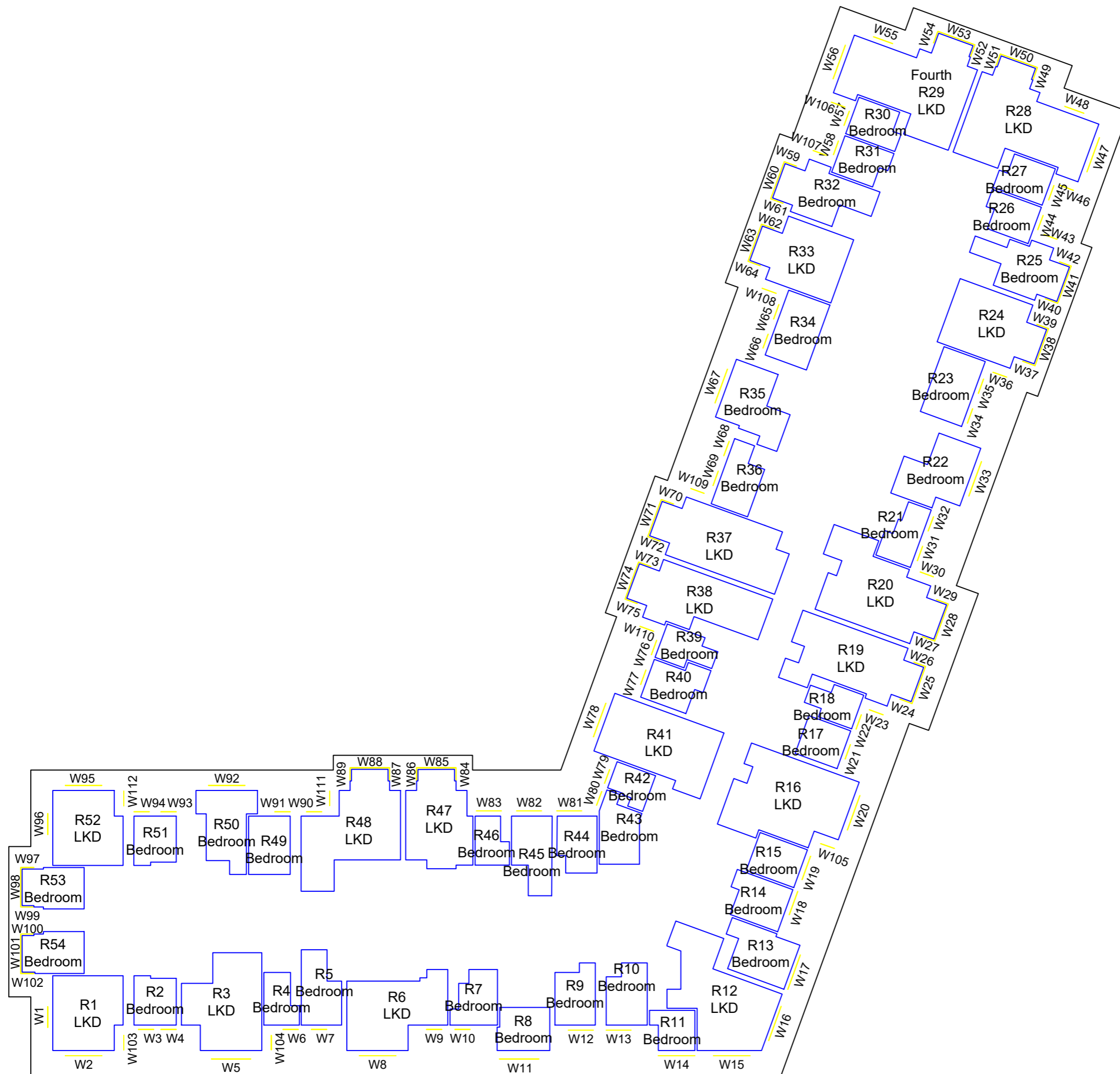
Project The Stag Brewery
 London
 SW14 7ET

Title Block 2
 Fourth Floor
 Room Layout

Drawn AD Checked --

Date 14/04/2020 Project 2201

Rel no. 15 Prefix ID01 Page no. 05



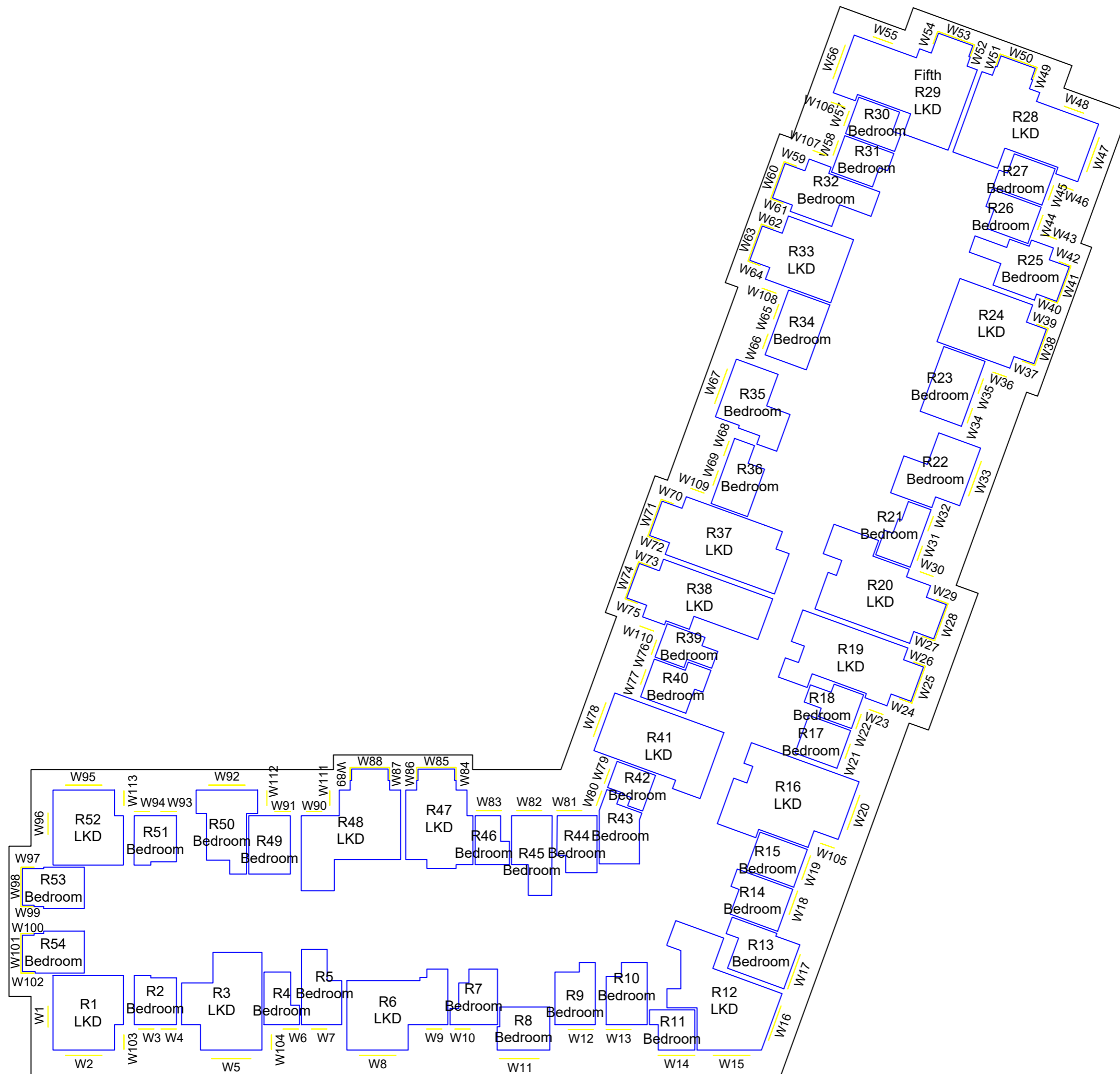
Sources of information

APR SERVICES
 Topographical Survey.pdf
 Received 22/09/16

CLOUD 10
 Stag Brewery East end 15-09-16.dwg
 Received 16/09/16
 11263_Stag Brewery_MASTER.dwg
 Received 19/09/16
 Stag Brewery West end 22-09-16 Pt1.dwg
 Received 22/09/16
 Stag Brewery West end 23-09-16.dwg
 Received 23/09/16
 The Ship PH.dwg
 Received 28/09/16
 Jolly Gardeners.dwg
 Received 11/10/16

SQUIRE & PARTNERS
 18125-SQP-ZZ-ZZ-M3-A-0001.dwg
 18125_C645_B02_P_00_001_B.dwg
 18125_C645_B02_P_07_001_B.dwg
 18125_C645_B02_P_08_001_B.dwg
 18125_C645_B02_P_09_001_B.dwg
 18125_C645_B03_P_00_001_B.dwg
 18125_C645_B03_P_05_001_B.dwg
 18125_C645_B03_P_06_001_B.dwg
 18125_C645_B06_P_00_001_B.dwg
 18125_C645_B06_P_04_001_B.dwg
 Received 24/03/2020
 18125_G100_P2_P_RF_001_-.dwg
 Received 08/04/2020

EB7 Ltd
 Site Photographs
 Ordinance Survey



Project The Stag Brewery
 London
 SW14 7ET

Title Block 2
 Fifth Floor
 Room Layout

Drawn AD Checked --

Date 14/04/2020 Project 2201

Rel no. 15 Prefix ID01 Page no. 06

Sources of information

APR SERVICES

Topographical Survey.pdf
 Received 22/09/16

CLOUD 10

Stag Brewery East end 15-09-16.dwg
 Received 16/09/16
 11263_Stag Brewery_MASTER.dwg
 Received 19/09/16
 Stag Brewery West end 22-09-16 Pt1.dwg
 Received 22/09/16
 Stag Brewery West end 23-09-16.dwg
 Received 23/09/16
 The Ship PH.dwg
 Received 28/09/16
 Jolly Gardeners.dwg
 Received 11/10/16

SQUIRE & PARTNERS

18125-SQP-ZZ-ZZ-M3-A-0001.dwg
 18125_C645_B02_P_00_001_B.dwg
 18125_C645_B02_P_07_001_B.dwg
 18125_C645_B02_P_08_001_B.dwg
 18125_C645_B02_P_09_001_B.dwg
 18125_C645_B03_P_00_001_B.dwg
 18125_C645_B03_P_05_001_B.dwg
 18125_C645_B03_P_06_001_B.dwg
 18125_C645_B06_P_00_001_B.dwg
 18125_C645_B06_P_04_001_B.dwg
 Received 24/03/2020
 18125_G100_P2_P_RF_001_-.dwg
 Received 08/04/2020

EB7 Ltd

Site Photographs
 Ordinance Survey

NORTH



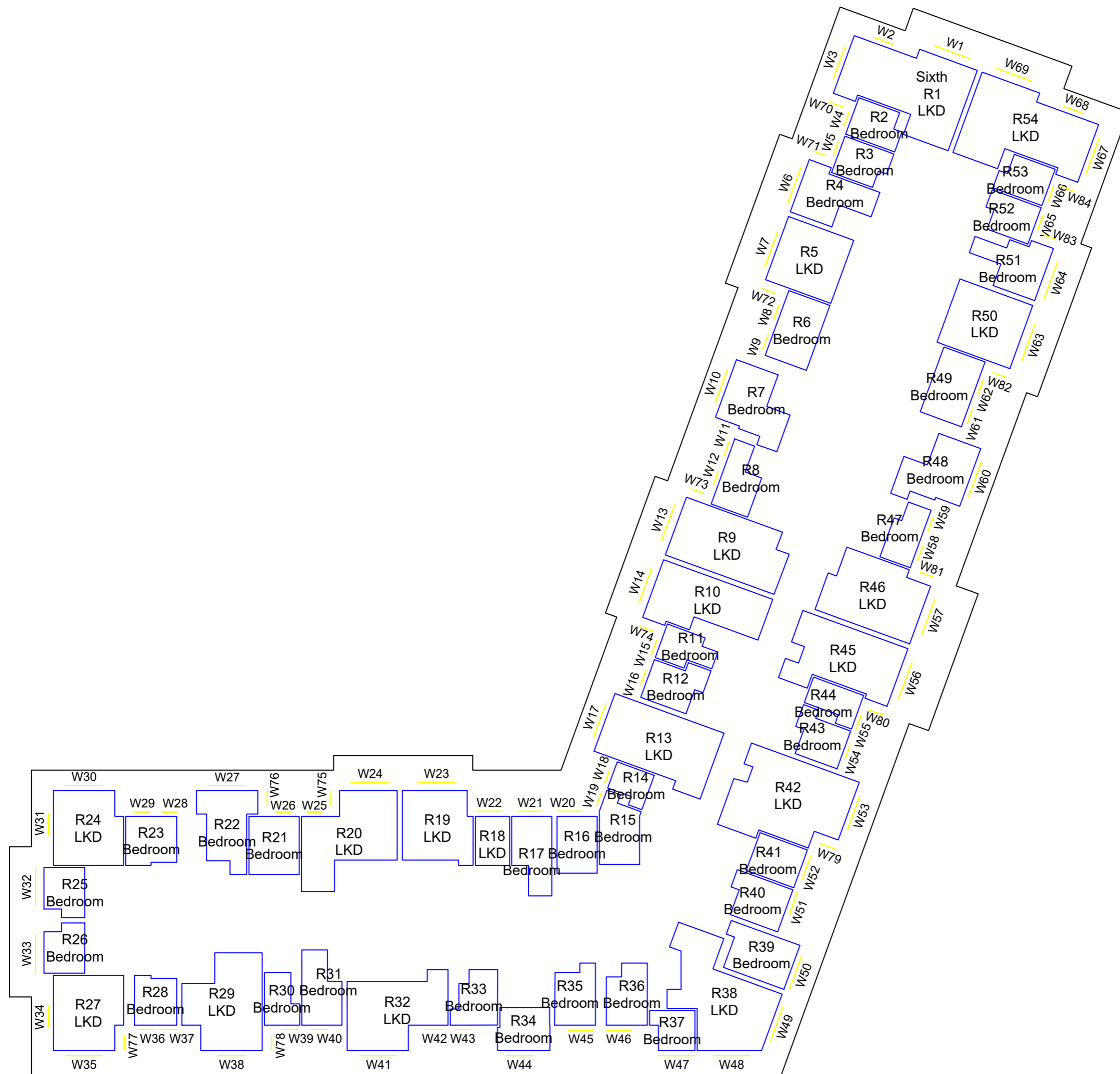
Project The Stag Brewery
 London
 SW14 7ET

Title Block 2
 Sixth Floor
 Room Layout

Drawn AD Checked --

Date 14/04/2020 Project 2201

Rel no. 15 Prefix ID01 Page no. 07



Sources of information

APR SERVICES

Topographical Survey.pdf
 Received 22/09/16

CLOUD 10

Stag Brewery East end 15-09-16.dwg
 Received 16/09/16
 11263_Stag Brewery_MASTER.dwg
 Received 19/09/16
 Stag Brewery West end 22-09-16 Pt1.dwg
 Received 22/09/16
 Stag Brewery West end 23-09-16.dwg
 Received 23/09/16
 The Ship PH.dwg
 Received 28/09/16
 Jolly Gardeners.dwg
 Received 11/10/16

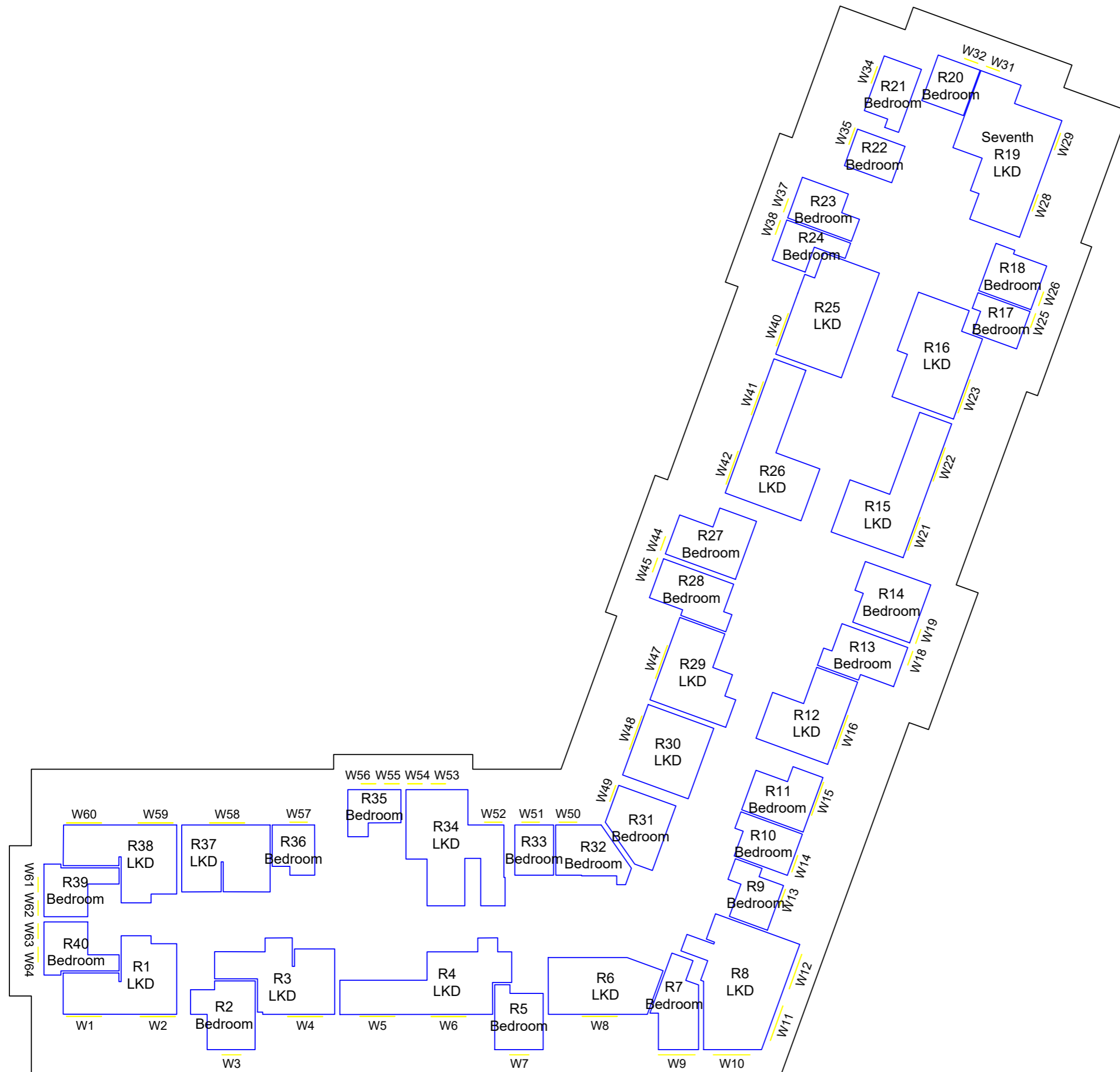
SQUIRE & PARTNERS

18125-SQP-ZZ-ZZ-M3-A-0001.dwg
 18125_C645_B02_P_00_001_B.dwg
 18125_C645_B02_P_07_001_B.dwg
 18125_C645_B02_P_08_001_B.dwg
 18125_C645_B02_P_09_001_B.dwg
 18125_C645_B03_P_00_001_B.dwg
 18125_C645_B03_P_05_001_B.dwg
 18125_C645_B03_P_06_001_B.dwg
 18125_C645_B06_P_00_001_B.dwg
 18125_C645_B06_P_04_001_B.dwg
 Received 24/03/2020
 18125_G100_P2_P_RF_001_-.dwg
 Received 08/04/2020

EB7 Ltd

Site Photographs
 Ordinance Survey

NORTH



Project The Stag Brewery
 London
 SW14 7ET

Title Block 2
 Seventh Floor
 Room Layout

Drawn AD Checked --

Date 14/04/2020 Project 2201

Rel no. 15 Prefix ID01 Page no. 08

Sources of information

APR SERVICES

Topographical Survey.pdf
 Received 22/09/16

CLOUD 10

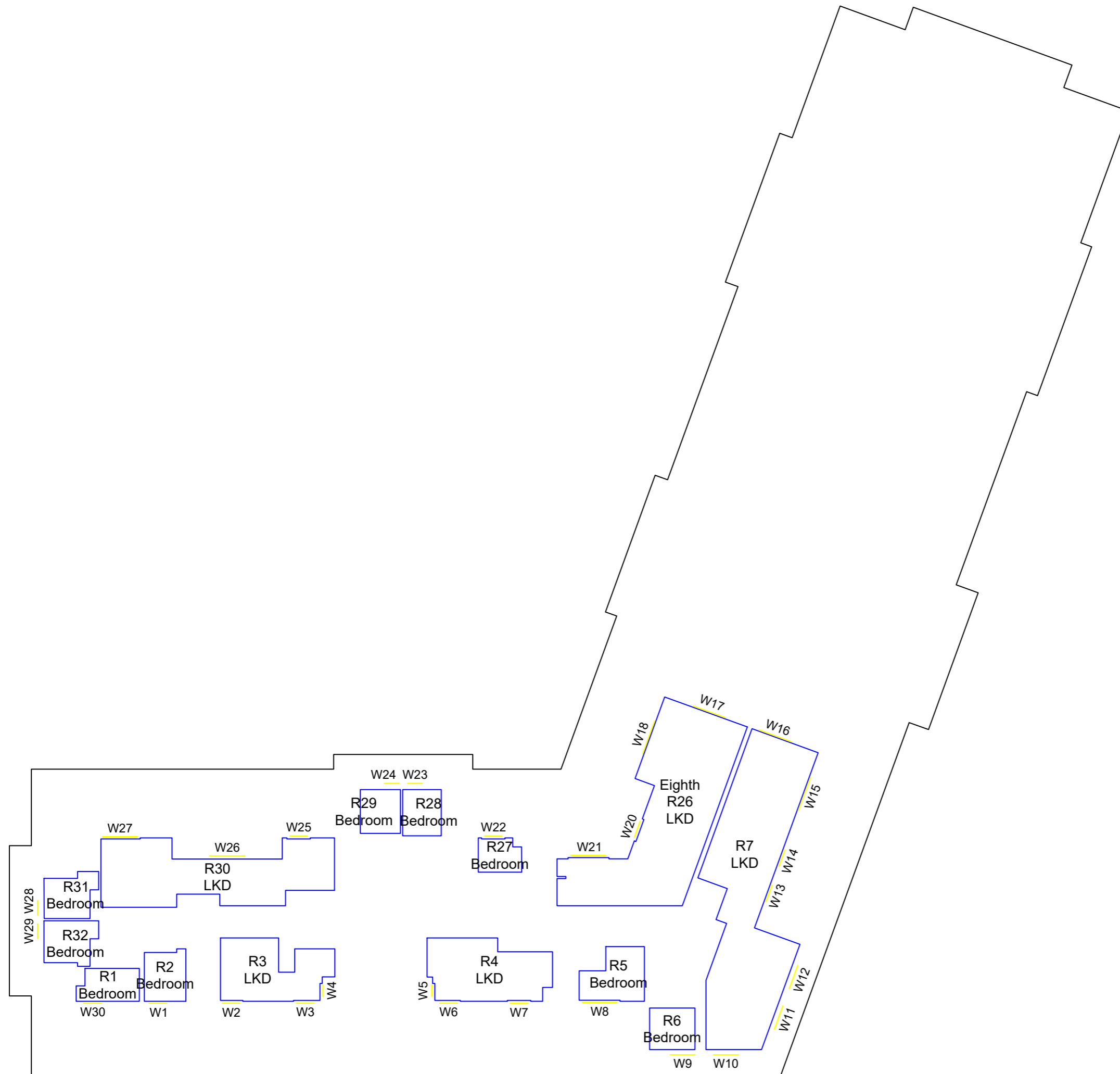
Stag Brewery East end 15-09-16.dwg
 Received 16/09/16
 11263_Stag Brewery_MASTER.dwg
 Received 19/09/16
 Stag Brewery West end 22-09-16 Pt1.dwg
 Received 22/09/16
 Stag Brewery West end 23-09-16.dwg
 Received 23/09/16
 The Ship PH.dwg
 Received 28/09/16
 Jolly Gardeners.dwg
 Received 11/10/16

SQUIRE & PARTNERS

18125-SQP-ZZ-ZZ-M3-A-0001.dwg
 18125_C645_B02_P_00_001_B.dwg
 18125_C645_B02_P_07_001_B.dwg
 18125_C645_B02_P_08_001_B.dwg
 18125_C645_B02_P_09_001_B.dwg
 18125_C645_B03_P_00_001_B.dwg
 18125_C645_B03_P_05_001_B.dwg
 18125_C645_B03_P_06_001_B.dwg
 18125_C645_B06_P_00_001_B.dwg
 18125_C645_B06_P_04_001_B.dwg
 Received 24/03/2020
 18125_G100_P2_P_RF_001_-.dwg
 Received 08/04/2020

EB7 Ltd

Site Photographs
 Ordinance Survey



NORTH



Project The Stag Brewery
 London
 SW14 7ET

Title Block 2
 Eighth Floor
 Room Layout

Drawn AD Checked --

Date 14/04/2020 Project 2201

Rel no. 15 Prefix ID01 Page no. 09

Sources of information

APR SERVICES

Topographical Survey.pdf
Received 22/09/16

CLOUD 10

Stag Brewery East end 15-09-16.dwg
Received 16/09/16
11263_Stag Brewery_MASTER.dwg
Received 19/09/16
Stag Brewery West end 22-09-16 Pt1.dwg
Received 22/09/16
Stag Brewery West end 23-09-16.dwg
Received 23/09/16
The Ship PH.dwg
Received 28/09/16
Jolly Gardeners.dwg
Received 11/10/16

SQUIRE & PARTNERS

18125-SQP-ZZ-ZZ-M3-A-0001.dwg
18125_C645_B02_P_00_001_B.dwg
18125_C645_B02_P_07_001_B.dwg
18125_C645_B02_P_08_001_B.dwg
18125_C645_B02_P_09_001_B.dwg
18125_C645_B03_P_00_001_B.dwg
18125_C645_B03_P_05_001_B.dwg
18125_C645_B03_P_06_001_B.dwg
18125_C645_B06_P_00_001_B.dwg
18125_C645_B06_P_04_001_B.dwg
Received 24/03/2020
18125_G100_P2_P_RF_001_-.dwg
Received 08/04/2020

EB7 Ltd

Site Photographs
Ordinance Survey

NORTH



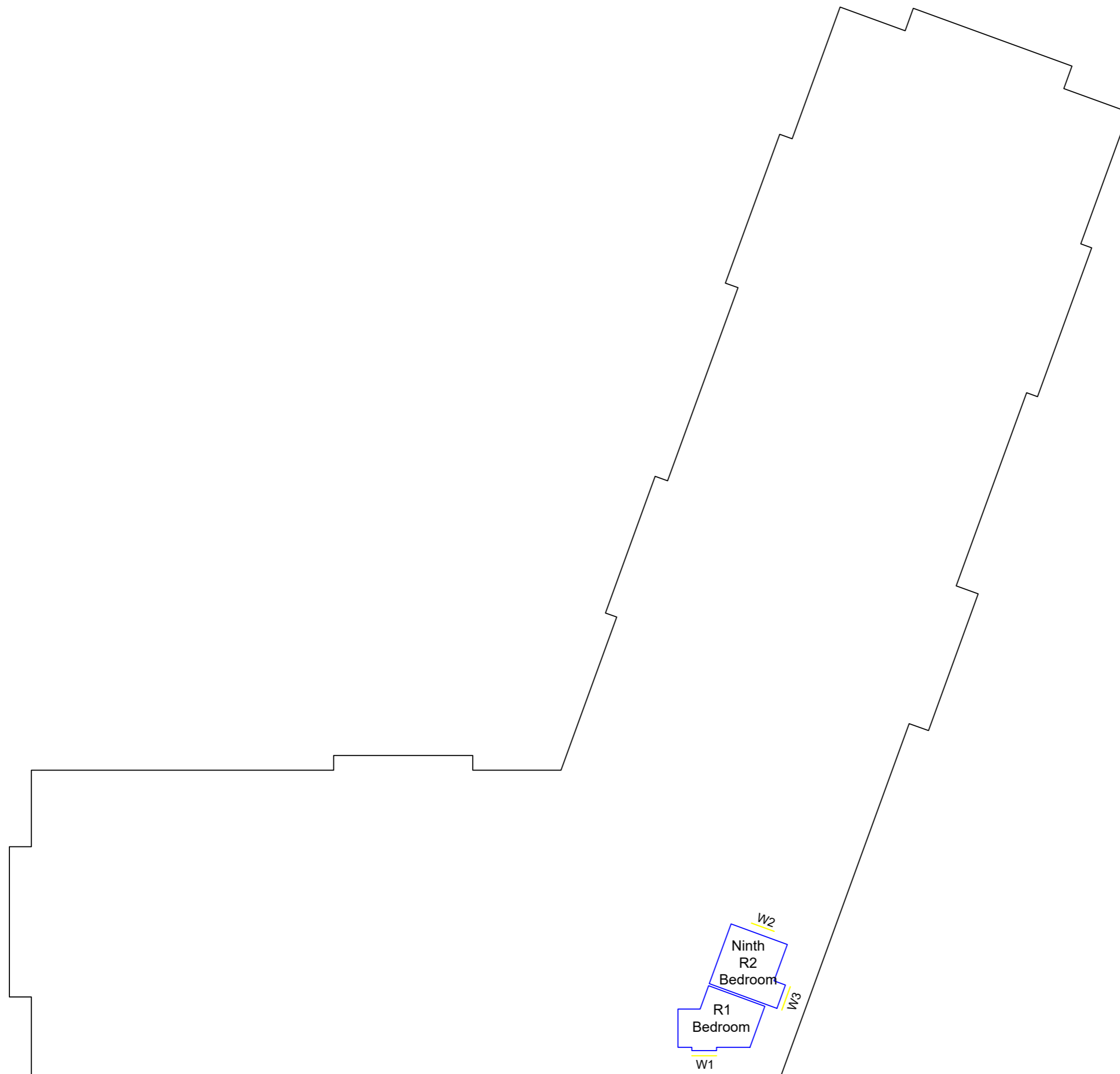
Project The Stag Brewery
London
SW14 7ET

Title Block 2
Ninth Floor
Room Layout

Drawn AD Checked --

Date 14/04/2020 Project 2201

Rel no. 15 Prefix ID01 Page no. 10



Sources of information

APR SERVICES

Topographical Survey.pdf
 Received 22/09/16

CLOUD 10

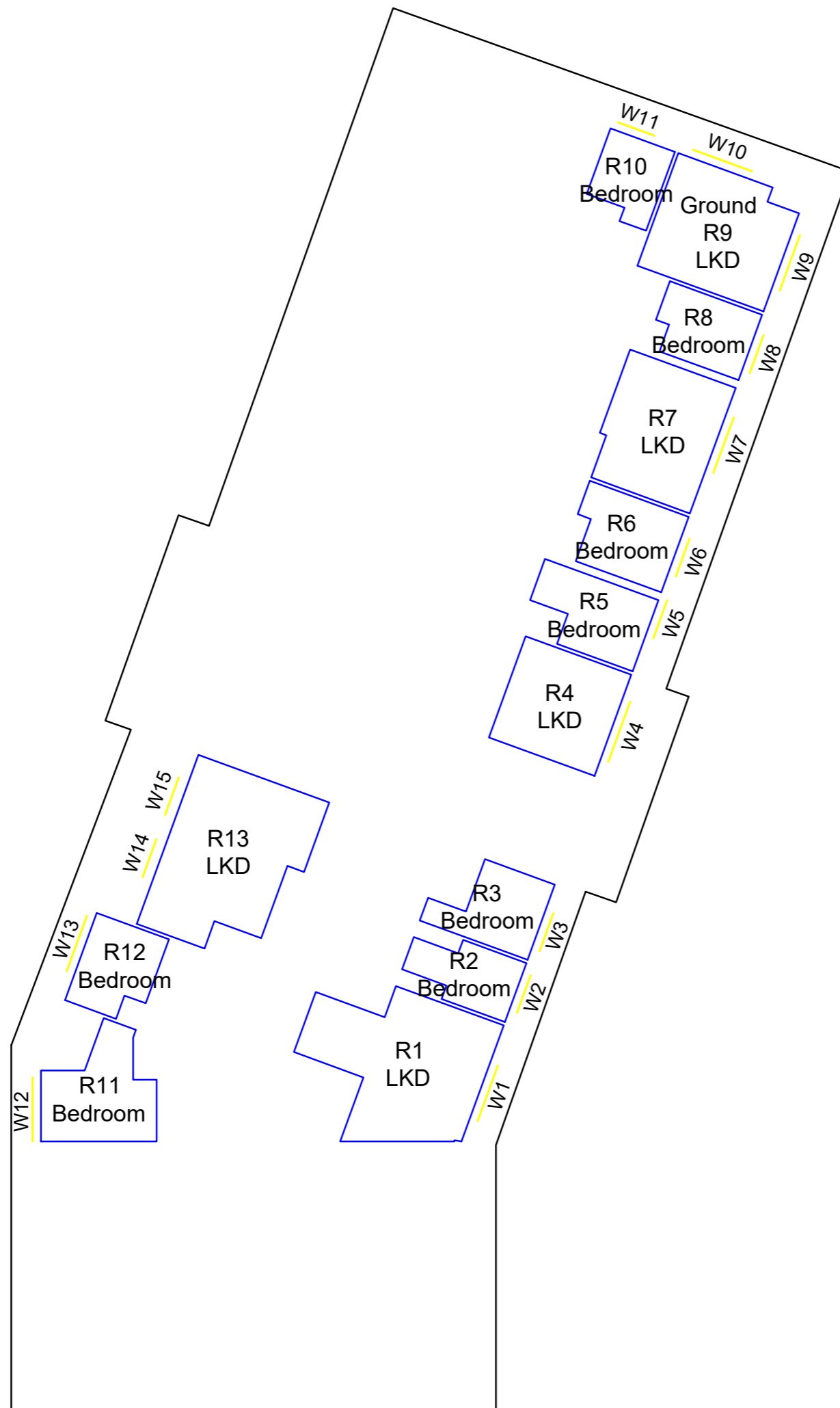
Stag Brewery East end 15-09-16.dwg
 Received 16/09/16
 11263_Stag Brewery_MASTER.dwg
 Received 19/09/16
 Stag Brewery West end 22-09-16 Pt1.dwg
 Received 22/09/16
 Stag Brewery West end 23-09-16.dwg
 Received 23/09/16
 The Ship PH.dwg
 Received 28/09/16
 Jolly Gardeners.dwg
 Received 11/10/16

SQUIRE & PARTNERS

18125-SQP-ZZ-ZZ-M3-A-0001.dwg
 18125_C645_B02_P_00_001_B.dwg
 18125_C645_B02_P_07_001_B.dwg
 18125_C645_B02_P_08_001_B.dwg
 18125_C645_B02_P_09_001_B.dwg
 18125_C645_B03_P_00_001_B.dwg
 18125_C645_B03_P_05_001_B.dwg
 18125_C645_B03_P_06_001_B.dwg
 18125_C645_B06_P_00_001_B.dwg
 18125_C645_B06_P_04_001_B.dwg
 Received 24/03/2020
 18125_G100_P2_P_RF_001_-.dwg
 Received 08/04/2020

EB7 Ltd

Site Photographs
 Ordinance Survey



NORTH



Project The Stag Brewery
 London
 SW14 7ET

Title Block 3
 Ground Floor
 Room Layout

Drawn AD Checked --

Date 14/04/2020 Project 2201

Rel no. 15 Prefix ID01 Page no. 11

Sources of information

APR SERVICES

Topographical Survey.pdf
 Received 22/09/16

CLOUD 10

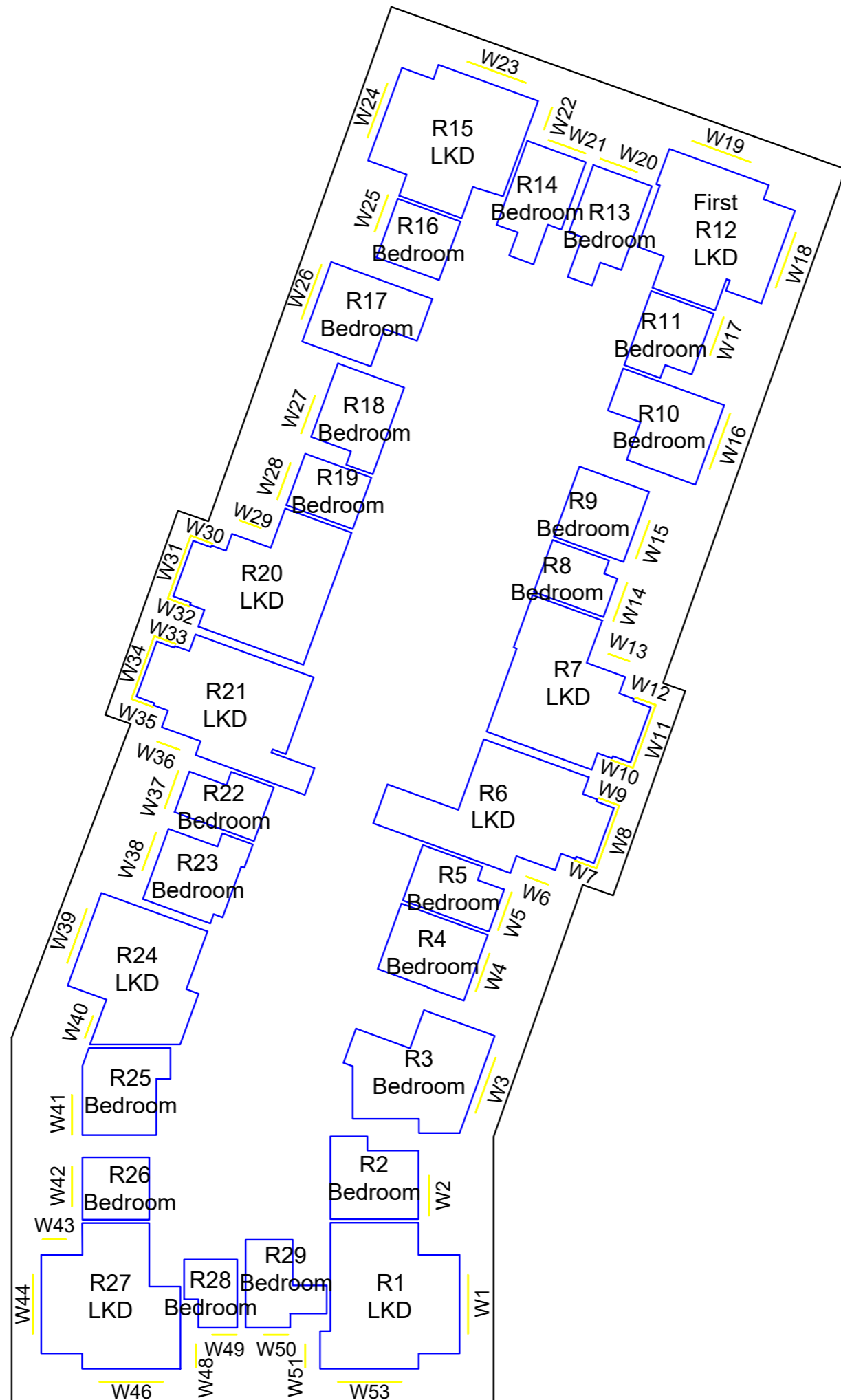
Stag Brewery East end 15-09-16.dwg
 Received 16/09/16
 11263_Stag Brewery_MASTER.dwg
 Received 19/09/16
 Stag Brewery West end 22-09-16 Pt1.dwg
 Received 22/09/16
 Stag Brewery West end 23-09-16.dwg
 Received 23/09/16
 The Ship PH.dwg
 Received 28/09/16
 Jolly Gardeners.dwg
 Received 11/10/16

SQUIRE & PARTNERS

18125-SQP-ZZ-ZZ-M3-A-0001.dwg
 18125_C645_B02_P_00_001_B.dwg
 18125_C645_B02_P_07_001_B.dwg
 18125_C645_B02_P_08_001_B.dwg
 18125_C645_B02_P_09_001_B.dwg
 18125_C645_B03_P_00_001_B.dwg
 18125_C645_B03_P_05_001_B.dwg
 18125_C645_B03_P_06_001_B.dwg
 18125_C645_B06_P_00_001_B.dwg
 18125_C645_B06_P_04_001_B.dwg
 Received 24/03/2020
 18125_G100_P2_P_RF_001_-.dwg
 Received 08/04/2020

EB7 Ltd

Site Photographs
 Ordinance Survey



NORTH



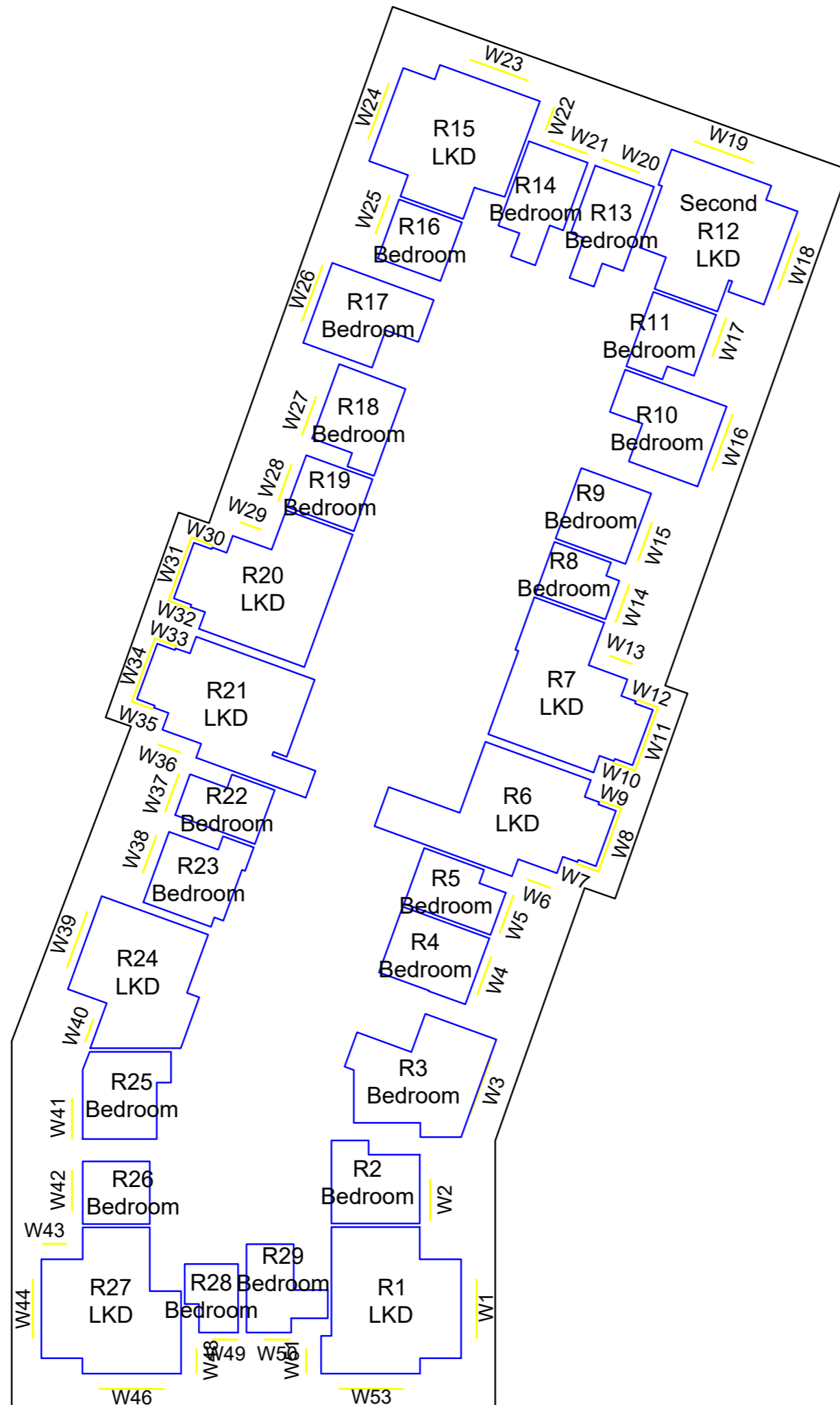
Project The Stag Brewery
 London
 SW14 7ET

Title Block 3
 First Floor
 Room Layout

Drawn AD Checked --

Date 14/04/2020 Project 2201

Rel no. 15 Prefix ID01 Page no. 12



Sources of information

APR SERVICES
 Topographical Survey.pdf
 Received 22/09/16

CLOUD 10
 Stag Brewery East end 15-09-16.dwg
 Received 16/09/16
 11263_Stag Brewery_MASTER.dwg
 Received 19/09/16
 Stag Brewery West end 22-09-16 Pt1.dwg
 Received 22/09/16
 Stag Brewery West end 23-09-16.dwg
 Received 23/09/16
 The Ship PH.dwg
 Received 28/09/16
 Jolly Gardeners.dwg
 Received 11/10/16

SQUIRE & PARTNERS
 18125-SQP-ZZ-ZZ-M3-A-0001.dwg
 18125_C645_B02_P_00_001_B.dwg
 18125_C645_B02_P_07_001_B.dwg
 18125_C645_B02_P_08_001_B.dwg
 18125_C645_B02_P_09_001_B.dwg
 18125_C645_B03_P_00_001_B.dwg
 18125_C645_B03_P_05_001_B.dwg
 18125_C645_B03_P_06_001_B.dwg
 18125_C645_B06_P_00_001_B.dwg
 18125_C645_B06_P_04_001_B.dwg
 Received 24/03/2020
 18125_G100_P2_P_RF_001_-.dwg
 Received 08/04/2020

EB7 Ltd
 Site Photographs
 Ordinance Survey



Project The Stag Brewery
 London
 SW14 7ET

Title Block 3
 Second Floor
 Room Layout

Drawn AD Checked --

Date 14/04/2020 Project 2201

Rel no. 15 Prefix ID01 Page no. 13

Sources of information

APR SERVICES

Topographical Survey.pdf
 Received 22/09/16

CLOUD 10

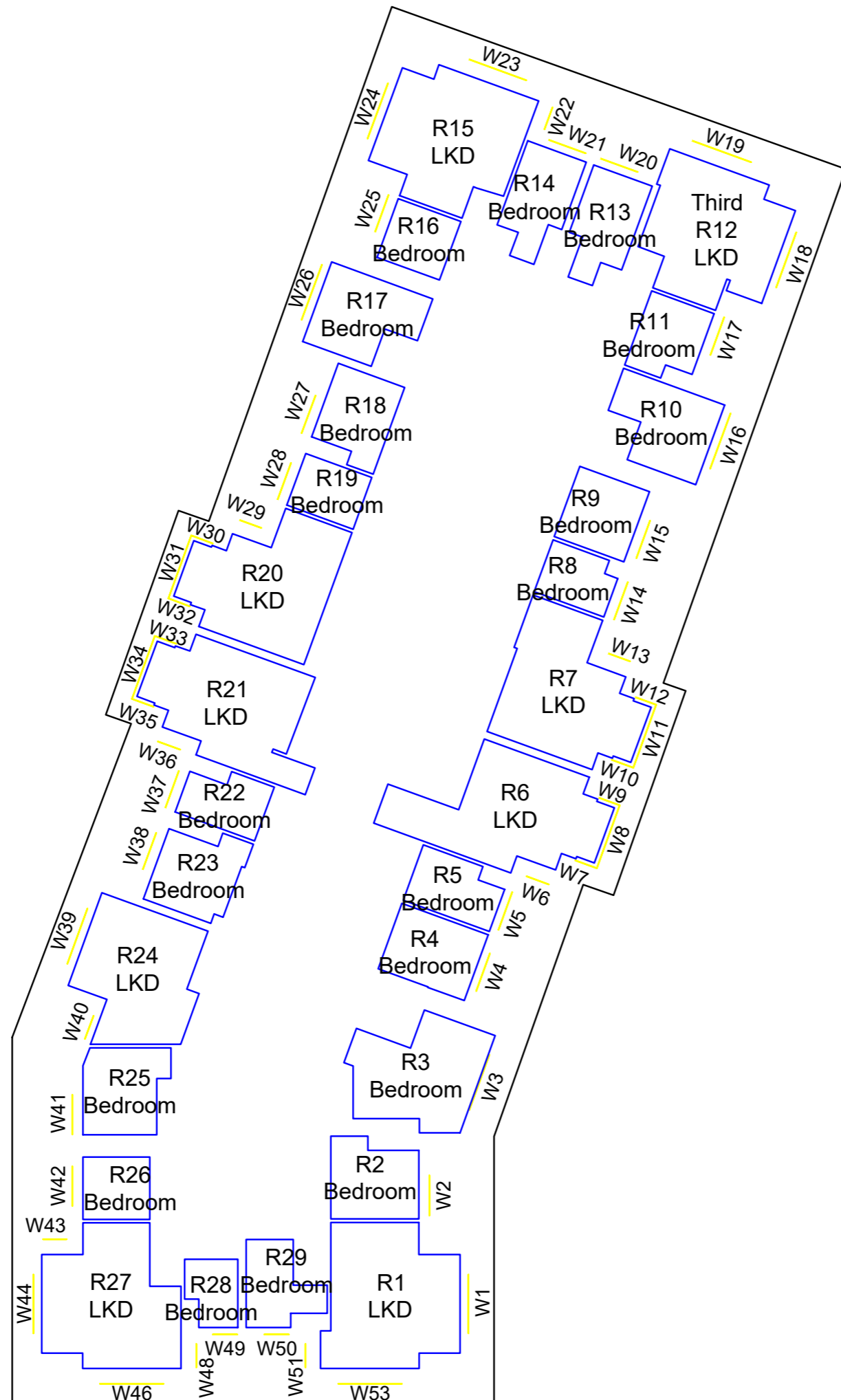
Stag Brewery East end 15-09-16.dwg
 Received 16/09/16
 11263_Stag Brewery_MASTER.dwg
 Received 19/09/16
 Stag Brewery West end 22-09-16 Pt1.dwg
 Received 22/09/16
 Stag Brewery West end 23-09-16.dwg
 Received 23/09/16
 The Ship PH.dwg
 Received 28/09/16
 Jolly Gardeners.dwg
 Received 11/10/16

SQUIRE & PARTNERS

18125-SQP-ZZ-ZZ-M3-A-0001.dwg
 18125_C645_B02_P_00_001_B.dwg
 18125_C645_B02_P_07_001_B.dwg
 18125_C645_B02_P_08_001_B.dwg
 18125_C645_B02_P_09_001_B.dwg
 18125_C645_B03_P_00_001_B.dwg
 18125_C645_B03_P_05_001_B.dwg
 18125_C645_B03_P_06_001_B.dwg
 18125_C645_B06_P_00_001_B.dwg
 18125_C645_B06_P_04_001_B.dwg
 Received 24/03/2020
 18125_G100_P2_P_RF_001_-.dwg
 Received 08/04/2020

EB7 Ltd

Site Photographs
 Ordinance Survey



NORTH



Project The Stag Brewery
 London
 SW14 7ET

Title Block 3
 Third Floor
 Room Layout

Drawn AD Checked --

Date 14/04/2020 Project 2201

Rel no. 15 Prefix ID01 Page no. 14

Sources of information

APR SERVICES

Topographical Survey.pdf
 Received 22/09/16

CLOUD 10

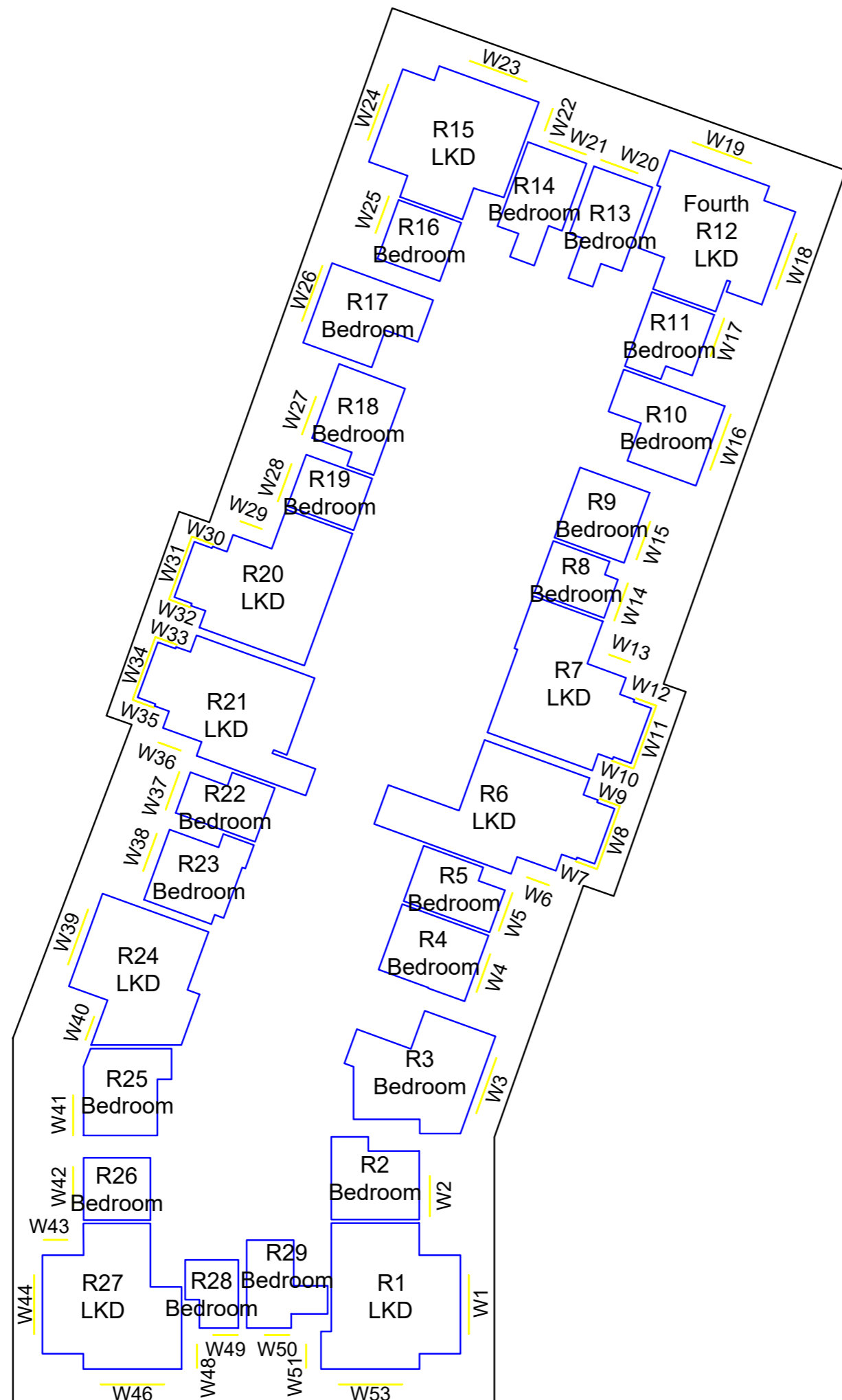
Stag Brewery East end 15-09-16.dwg
 Received 16/09/16
 11263_Stag Brewery_MASTER.dwg
 Received 19/09/16
 Stag Brewery West end 22-09-16 Pt1.dwg
 Received 22/09/16
 Stag Brewery West end 23-09-16.dwg
 Received 23/09/16
 The Ship PH.dwg
 Received 28/09/16
 Jolly Gardeners.dwg
 Received 11/10/16

SQUIRE & PARTNERS

18125-SQP-ZZ-ZZ-M3-A-0001.dwg
 18125_C645_B02_P_00_001_B.dwg
 18125_C645_B02_P_07_001_B.dwg
 18125_C645_B02_P_08_001_B.dwg
 18125_C645_B02_P_09_001_B.dwg
 18125_C645_B03_P_00_001_B.dwg
 18125_C645_B03_P_05_001_B.dwg
 18125_C645_B03_P_06_001_B.dwg
 18125_C645_B06_P_00_001_B.dwg
 18125_C645_B06_P_04_001_B.dwg
 Received 24/03/2020
 18125_G100_P2_P_RF_001_-.dwg
 Received 08/04/2020

EB7 Ltd

Site Photographs
 Ordinance Survey



NORTH



Project The Stag Brewery
 London
 SW14 7ET

Title Block 3
 Fourth Floor
 Room Layout

Drawn AD Checked --

Date 14/04/2020 Project 2201

Rel no. 15 Prefix ID01 Page no. 15

Sources of information

APR SERVICES
 Topographical Survey.pdf
 Received 22/09/16

CLOUD 10
 Stag Brewery East end 15-09-16.dwg
 Received 16/09/16
 11263_Stag Brewery_MASTER.dwg
 Received 19/09/16
 Stag Brewery West end 22-09-16 Pt1.dwg
 Received 22/09/16
 Stag Brewery West end 23-09-16.dwg
 Received 23/09/16
 The Ship PH.dwg
 Received 28/09/16
 Jolly Gardeners.dwg
 Received 11/10/16

SQUIRE & PARTNERS
 18125-SQP-ZZ-ZZ-M3-A-0001.dwg
 18125_C645_B02_P_00_001_B.dwg
 18125_C645_B02_P_07_001_B.dwg
 18125_C645_B02_P_08_001_B.dwg
 18125_C645_B02_P_09_001_B.dwg
 18125_C645_B03_P_00_001_B.dwg
 18125_C645_B03_P_05_001_B.dwg
 18125_C645_B03_P_06_001_B.dwg
 18125_C645_B06_P_00_001_B.dwg
 18125_C645_B06_P_04_001_B.dwg
 Received 24/03/2020
 18125_G100_P2_P_RF_001_-.dwg
 Received 08/04/2020

EB7 Ltd
 Site Photographs
 Ordinance Survey

NORTH



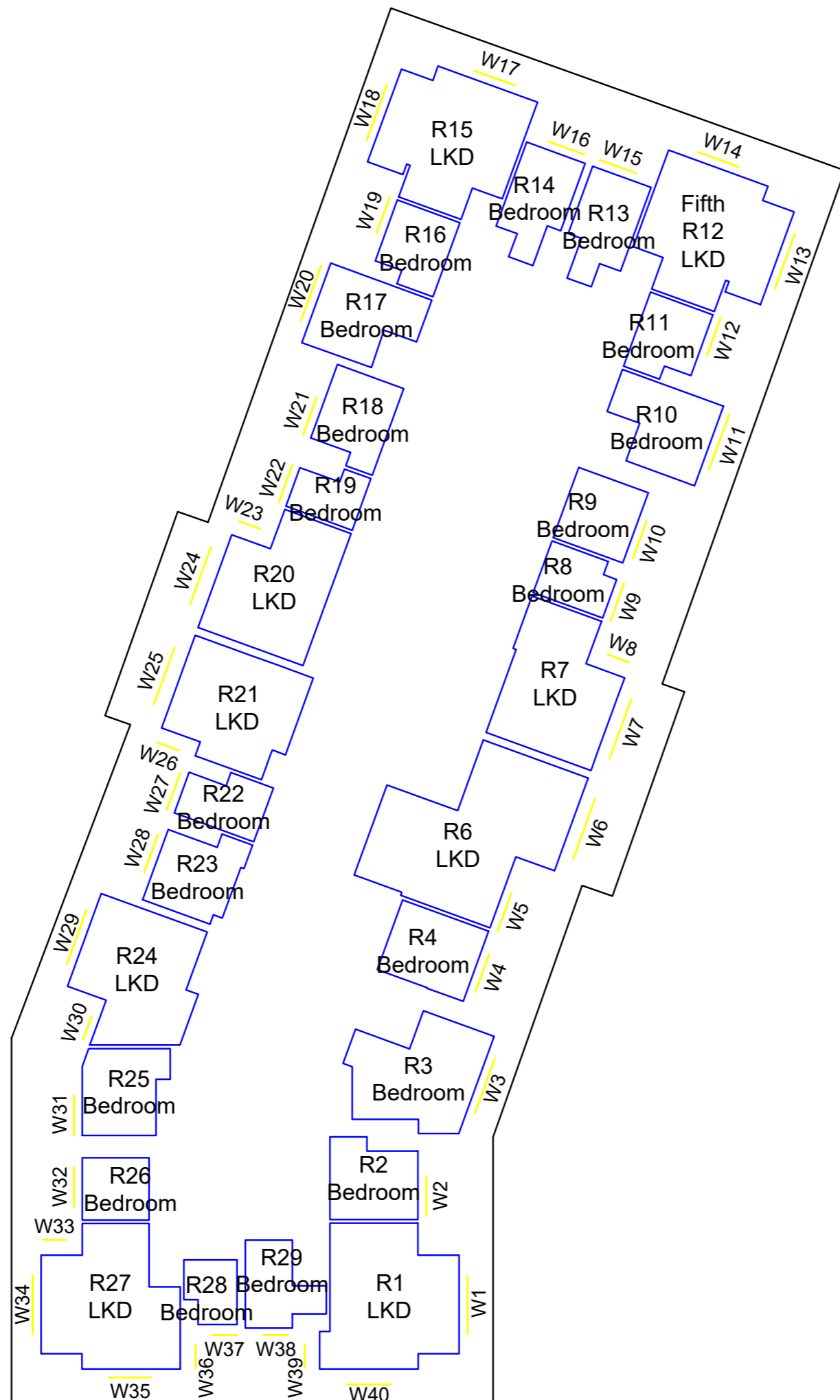
Project The Stag Brewery
 London
 SW14 7ET

Title Block 3
 Fifth Floor
 Room Layout

Drawn AD Checked --

Date 14/04/2020 Project 2201

Rel no. 15 Prefix ID01 Page no. 16



Sources of information

APR SERVICES

Topographical Survey.pdf
 Received 22/09/16

CLOUD 10

Stag Brewery East end 15-09-16.dwg
 Received 16/09/16
 11263_Stag Brewery_MASTER.dwg
 Received 19/09/16
 Stag Brewery West end 22-09-16 Pt1.dwg
 Received 22/09/16
 Stag Brewery West end 23-09-16.dwg
 Received 23/09/16
 The Ship PH.dwg
 Received 28/09/16
 Jolly Gardeners.dwg
 Received 11/10/16

SQUIRE & PARTNERS

18125-SQP-ZZ-ZZ-M3-A-0001.dwg
 18125_C645_B02_P_00_001_B.dwg
 18125_C645_B02_P_07_001_B.dwg
 18125_C645_B02_P_08_001_B.dwg
 18125_C645_B02_P_09_001_B.dwg
 18125_C645_B03_P_00_001_B.dwg
 18125_C645_B03_P_05_001_B.dwg
 18125_C645_B03_P_06_001_B.dwg
 18125_C645_B06_P_00_001_B.dwg
 18125_C645_B06_P_04_001_B.dwg
 Received 24/03/2020
 18125_G100_P2_P_RF_001_-.dwg
 Received 08/04/2020

EB7 Ltd

Site Photographs
 Ordinance Survey

NORTH



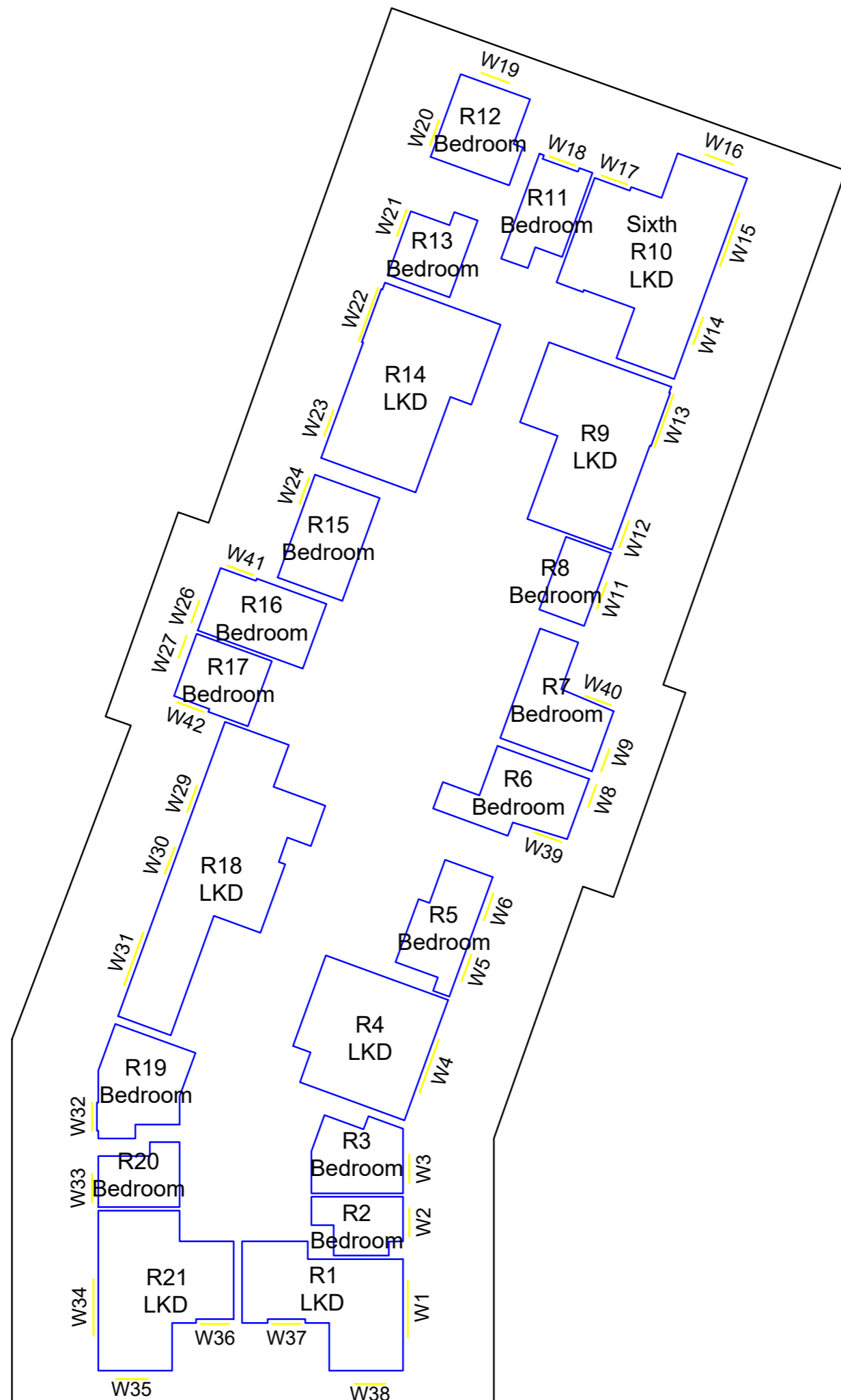
Project The Stag Brewery
 London
 SW14 7ET

Title Block 3
 Sixth Floor
 Room Layout

Drawn AD Checked --

Date 14/04/2020 Project 2201

Rel no. 15 Prefix ID01 Page no. 17



Sources of information

APR SERVICES

Topographical Survey.pdf
 Received 22/09/16

CLOUD 10

Stag Brewery East end 15-09-16.dwg
 Received 16/09/16
 11263_Stag Brewery_MASTER.dwg
 Received 19/09/16
 Stag Brewery West end 22-09-16 Pt1.dwg
 Received 22/09/16
 Stag Brewery West end 23-09-16.dwg
 Received 23/09/16
 The Ship PH.dwg
 Received 28/09/16
 Jolly Gardeners.dwg
 Received 11/10/16

SQUIRE & PARTNERS

18125-SQP-ZZ-ZZ-M3-A-0001.dwg
 18125_C645_B02_P_00_001_B.dwg
 18125_C645_B02_P_07_001_B.dwg
 18125_C645_B02_P_08_001_B.dwg
 18125_C645_B02_P_09_001_B.dwg
 18125_C645_B03_P_00_001_B.dwg
 18125_C645_B03_P_05_001_B.dwg
 18125_C645_B03_P_06_001_B.dwg
 18125_C645_B06_P_00_001_B.dwg
 18125_C645_B06_P_04_001_B.dwg
 Received 24/03/2020
 18125_G100_P2_P_RF_001_-.dwg
 Received 08/04/2020

EB7 Ltd

Site Photographs
 Ordinance Survey

NORTH



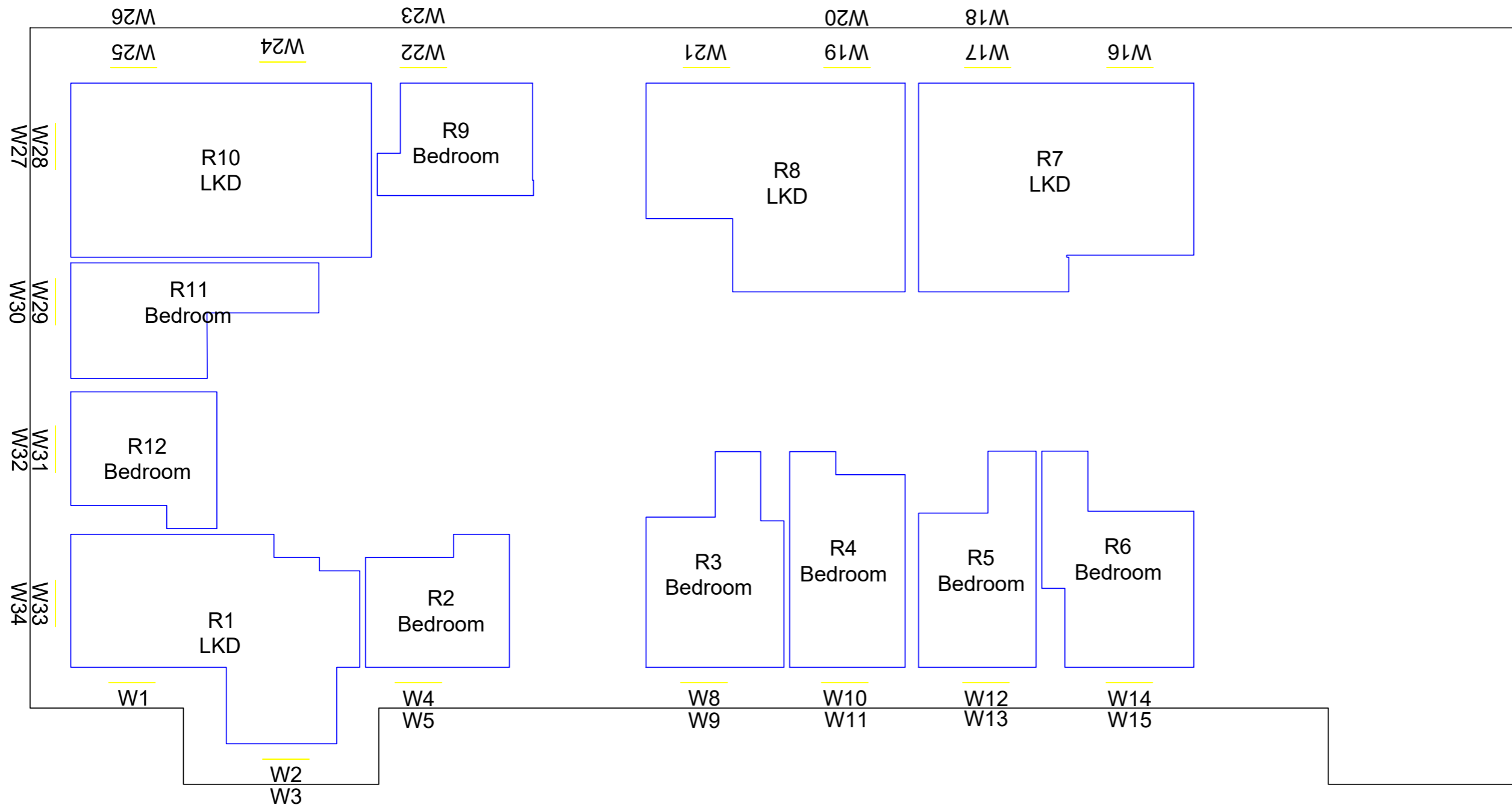
Project The Stag Brewery
 London
 SW14 7ET

Title Block 4
 First Floor
 Room Layout

Drawn AD Checked --

Date 14/04/2020 Project 2201

Rel no. 15 Prefix ID01 Page no. 18



Sources of information

APR SERVICES

Topographical Survey.pdf
 Received 22/09/16

CLOUD 10

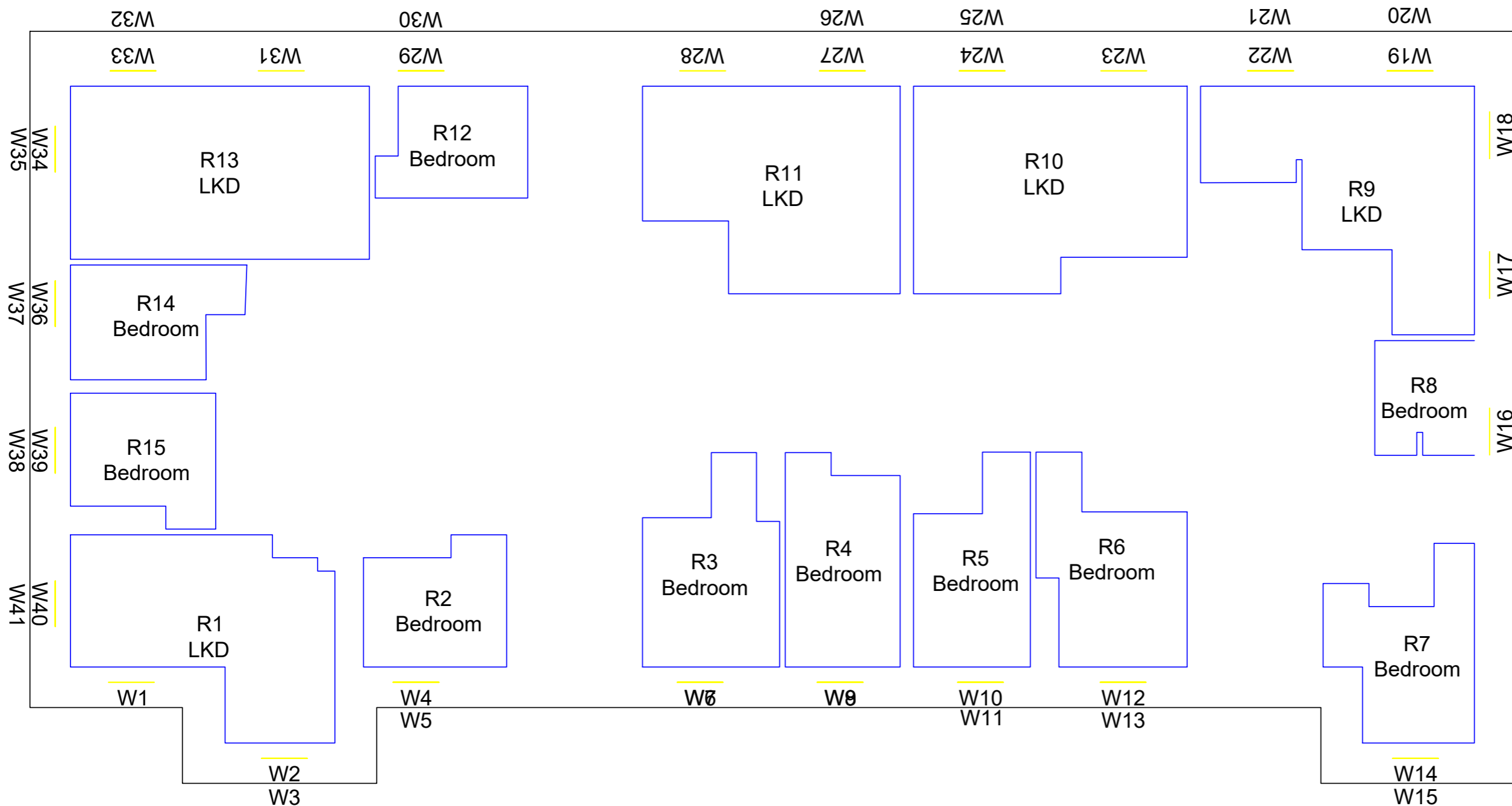
Stag Brewery East end 15-09-16.dwg
 Received 16/09/16
 11263_Stag Brewery_MASTER.dwg
 Received 19/09/16
 Stag Brewery West end 22-09-16 Pt1.dwg
 Received 22/09/16
 Stag Brewery West end 23-09-16.dwg
 Received 23/09/16
 The Ship PH.dwg
 Received 28/09/16
 Jolly Gardeners.dwg
 Received 11/10/16

SQUIRE & PARTNERS

18125-SQP-ZZ-ZZ-M3-A-0001.dwg
 18125_C645_B02_P_00_001_B.dwg
 18125_C645_B02_P_07_001_B.dwg
 18125_C645_B02_P_08_001_B.dwg
 18125_C645_B02_P_09_001_B.dwg
 18125_C645_B03_P_00_001_B.dwg
 18125_C645_B03_P_05_001_B.dwg
 18125_C645_B03_P_06_001_B.dwg
 18125_C645_B06_P_00_001_B.dwg
 18125_C645_B06_P_04_001_B.dwg
 Received 24/03/2020
 18125_G100_P2_P_RF_001_-.dwg
 Received 08/04/2020

EB7 Ltd

Site Photographs
 Ordinance Survey



Project The Stag Brewery
 London
 SW14 7ET

Title Block 4
 Second Floor
 Room Layout

Drawn AD Checked --

Date 14/04/2020 Project 2201

Rel no. 15 Prefix ID01 Page no. 19

Sources of information

APR SERVICES

Topographical Survey.pdf
 Received 22/09/16

CLOUD 10

Stag Brewery East end 15-09-16.dwg
 Received 16/09/16
 11263_Stag Brewery_MASTER.dwg
 Received 19/09/16
 Stag Brewery West end 22-09-16 Pt1.dwg
 Received 22/09/16
 Stag Brewery West end 23-09-16.dwg
 Received 23/09/16
 The Ship PH.dwg
 Received 28/09/16
 Jolly Gardeners.dwg
 Received 11/10/16

SQUIRE & PARTNERS

18125-SQP-ZZ-ZZ-M3-A-0001.dwg
 18125_C645_B02_P_00_001_B.dwg
 18125_C645_B02_P_07_001_B.dwg
 18125_C645_B02_P_08_001_B.dwg
 18125_C645_B02_P_09_001_B.dwg
 18125_C645_B03_P_00_001_B.dwg
 18125_C645_B03_P_05_001_B.dwg
 18125_C645_B03_P_06_001_B.dwg
 18125_C645_B06_P_00_001_B.dwg
 18125_C645_B06_P_04_001_B.dwg
 Received 24/03/2020
 18125_G100_P2_P_RF_001_-.dwg
 Received 08/04/2020

EB7 Ltd

Site Photographs
 Ordinance Survey

NORTH



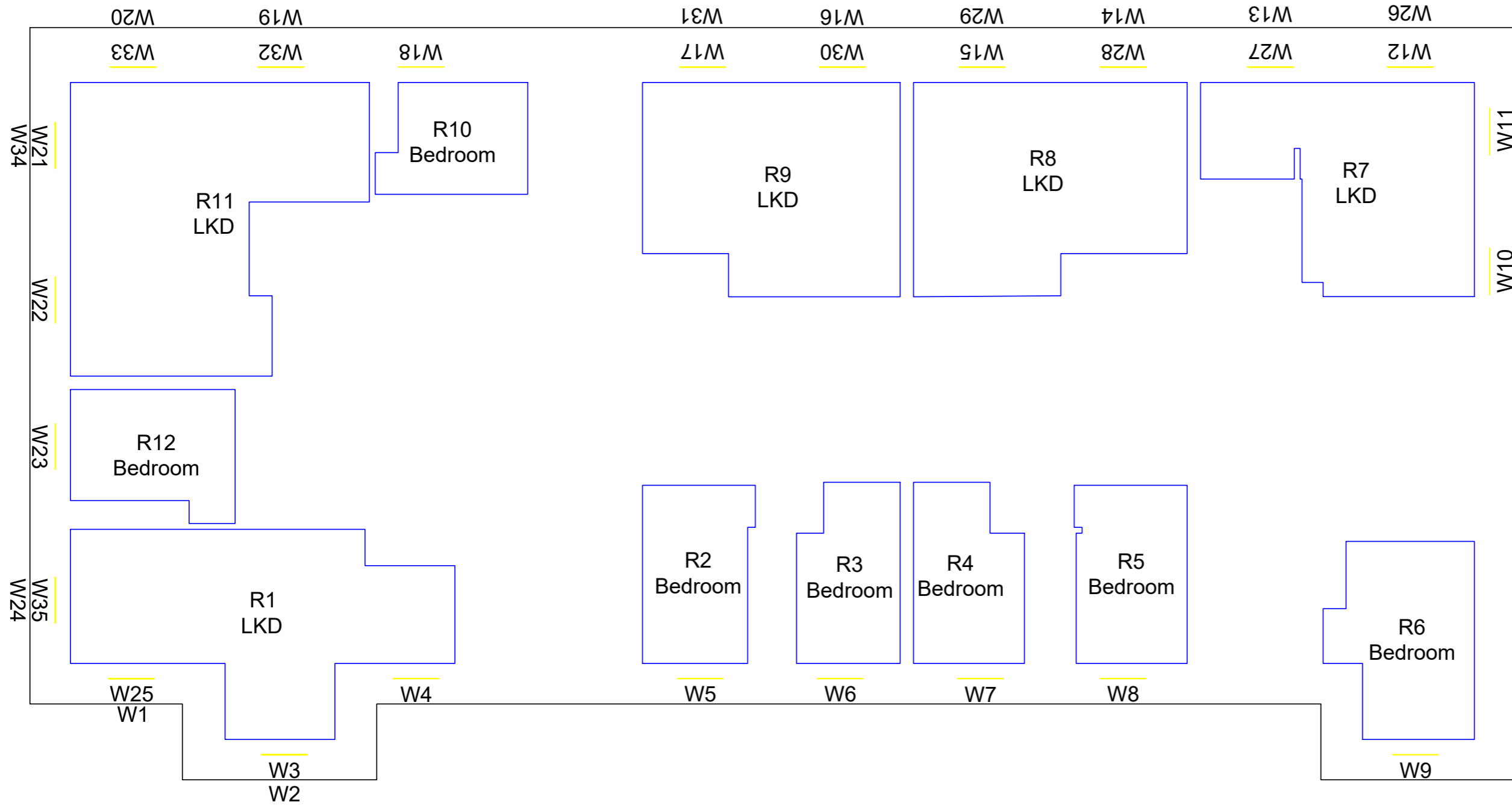
Project The Stag Brewery
 London
 SW14 7ET

Title Block 4
 Third Floor
 Room Layout

Drawn AD Checked --

Date 14/04/2020 Project 2201

Rel no. 15 Prefix ID01 Page no. 20



Sources of information

APR SERVICES

Topographical Survey.pdf
 Received 22/09/16

CLOUD 10

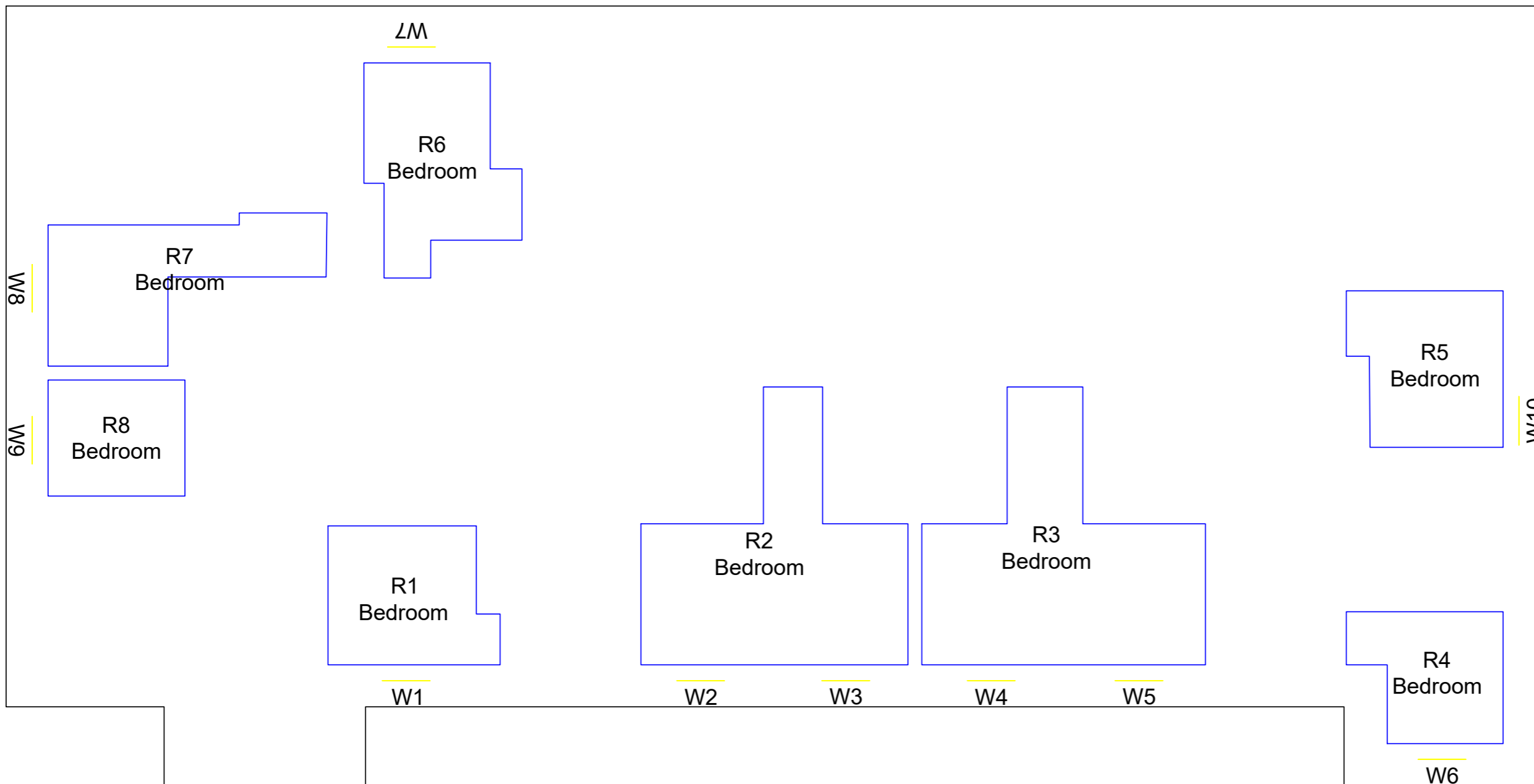
Stag Brewery East end 15-09-16.dwg
 Received 16/09/16
 11263_Stag Brewery_MASTER.dwg
 Received 19/09/16
 Stag Brewery West end 22-09-16 Pt1.dwg
 Received 22/09/16
 Stag Brewery West end 23-09-16.dwg
 Received 23/09/16
 The Ship PH.dwg
 Received 28/09/16
 Jolly Gardeners.dwg
 Received 11/10/16

SQUIRE & PARTNERS

18125-SQP-ZZ-ZZ-M3-A-0001.dwg
 18125_C645_B02_P_00_001_B.dwg
 18125_C645_B02_P_07_001_B.dwg
 18125_C645_B02_P_08_001_B.dwg
 18125_C645_B02_P_09_001_B.dwg
 18125_C645_B03_P_00_001_B.dwg
 18125_C645_B03_P_05_001_B.dwg
 18125_C645_B03_P_06_001_B.dwg
 18125_C645_B06_P_00_001_B.dwg
 18125_C645_B06_P_04_001_B.dwg
 Received 24/03/2020
 18125_G100_P2_P_RF_001_-.dwg
 Received 08/04/2020

EB7 Ltd

Site Photographs
 Ordnance Survey



NORTH



Project The Stag Brewery
 London
 SW14 7ET

Title Block 4
 Fourth Floor
 Room Layout

Drawn AD Checked --

Date 14/04/2020 Project 2201

Rel no. 15 Prefix ID01 Page no. 21

Sources of information

APR SERVICES

Topographical Survey.pdf
 Received 22/09/16

CLOUD 10

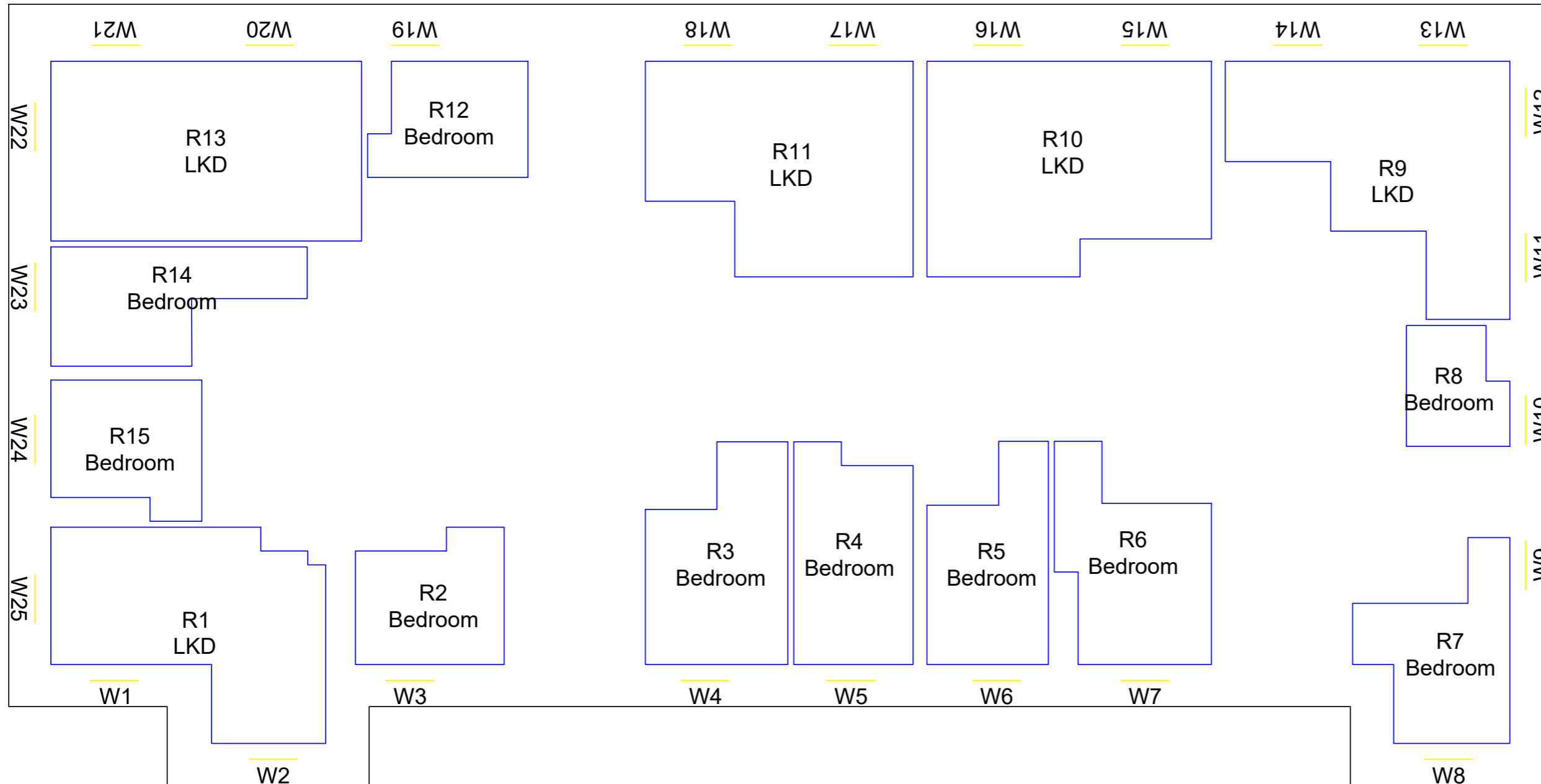
Stag Brewery East end 15-09-16.dwg
 Received 16/09/16
 11263_Stag Brewery_MASTER.dwg
 Received 19/09/16
 Stag Brewery West end 22-09-16 Pt1.dwg
 Received 22/09/16
 Stag Brewery West end 23-09-16.dwg
 Received 23/09/16
 The Ship PH.dwg
 Received 28/09/16
 Jolly Gardeners.dwg
 Received 11/10/16

SQUIRE & PARTNERS

18125-SQP-ZZ-ZZ-M3-A-0001.dwg
 18125_C645_B02_P_00_001_B.dwg
 18125_C645_B02_P_07_001_B.dwg
 18125_C645_B02_P_08_001_B.dwg
 18125_C645_B02_P_09_001_B.dwg
 18125_C645_B03_P_00_001_B.dwg
 18125_C645_B03_P_05_001_B.dwg
 18125_C645_B03_P_06_001_B.dwg
 18125_C645_B06_P_00_001_B.dwg
 18125_C645_B06_P_04_001_B.dwg
 Received 24/03/2020
 18125_G100_P2_P_RF_001_-.dwg
 Received 08/04/2020

EB7 Ltd

Site Photographs
 Ordinance Survey



NORTH



Project The Stag Brewery
 London
 SW14 7ET

Title Block 4
 Fifth Floor
 Room Layout

Drawn AD Checked --

Date 14/04/2020 Project 2201

Rel no. 15 Prefix ID01 Page no. 22

Sources of information

APR SERVICES

Topographical Survey.pdf
Received 22/09/16

CLOUD 10

Stag Brewery East end 15-09-16.dwg
Received 16/09/16
11263_Stag Brewery_MASTER.dwg
Received 19/09/16
Stag Brewery West end 22-09-16 Pt1.dwg
Received 22/09/16
Stag Brewery West end 23-09-16.dwg
Received 23/09/16
The Ship PH.dwg
Received 28/09/16
Jolly Gardeners.dwg
Received 11/10/16

SQUIRE & PARTNERS

18125-SQP-ZZ-ZZ-M3-A-0001.dwg
18125_C645_B02_P_00_001_B.dwg
18125_C645_B02_P_07_001_B.dwg
18125_C645_B02_P_08_001_B.dwg
18125_C645_B02_P_09_001_B.dwg
18125_C645_B03_P_00_001_B.dwg
18125_C645_B03_P_05_001_B.dwg
18125_C645_B03_P_06_001_B.dwg
18125_C645_B06_P_00_001_B.dwg
18125_C645_B06_P_04_001_B.dwg
Received 24/03/2020
18125_G100_P2_P_RF_001_-.dwg
Received 08/04/2020

EB7 Ltd

Site Photographs
Ordinance Survey

NORTH




Project The Stag Brewery
London
SW14 7ET

Title Block 4
Sixth Floor
Room Layout

Drawn AD Checked --

Date 14/04/2020 Project 2201

Rel no. 15 Prefix ID01 Page no. 23



Sources of information

APR SERVICES

Topographical Survey.pdf
Received 22/09/16

CLOUD 10

Stag Brewery East end 15-09-16.dwg
Received 16/09/16
11263_Stag Brewery_MASTER.dwg
Received 19/09/16
Stag Brewery West end 22-09-16 Pt1.dwg
Received 22/09/16
Stag Brewery West end 23-09-16.dwg
Received 23/09/16
The Ship PH.dwg
Received 28/09/16
Jolly Gardeners.dwg
Received 11/10/16

SQUIRE & PARTNERS

18125-SQP-ZZ-ZZ-M3-A-0001.dwg
18125_C645_B02_P_00_001_B.dwg
18125_C645_B02_P_07_001_B.dwg
18125_C645_B02_P_08_001_B.dwg
18125_C645_B02_P_09_001_B.dwg
18125_C645_B03_P_00_001_B.dwg
18125_C645_B03_P_05_001_B.dwg
18125_C645_B03_P_06_001_B.dwg
18125_C645_B06_P_00_001_B.dwg
18125_C645_B06_P_04_001_B.dwg
Received 24/03/2020
18125_G100_P2_P_RF_001_-.dwg
Received 08/04/2020

EB7 Ltd

Site Photographs
Ordinance Survey

NORTH




Project The Stag Brewery
London
SW14 7ET

Title Block 4
Seventh Floor
Room Layout

Drawn AD Checked --

Date 14/04/2020 Project 2201

Rel no. 15 Prefix ID01 Page no. 24



Sources of information

APR SERVICES

Topographical Survey.pdf
 Received 22/09/16

CLOUD 10

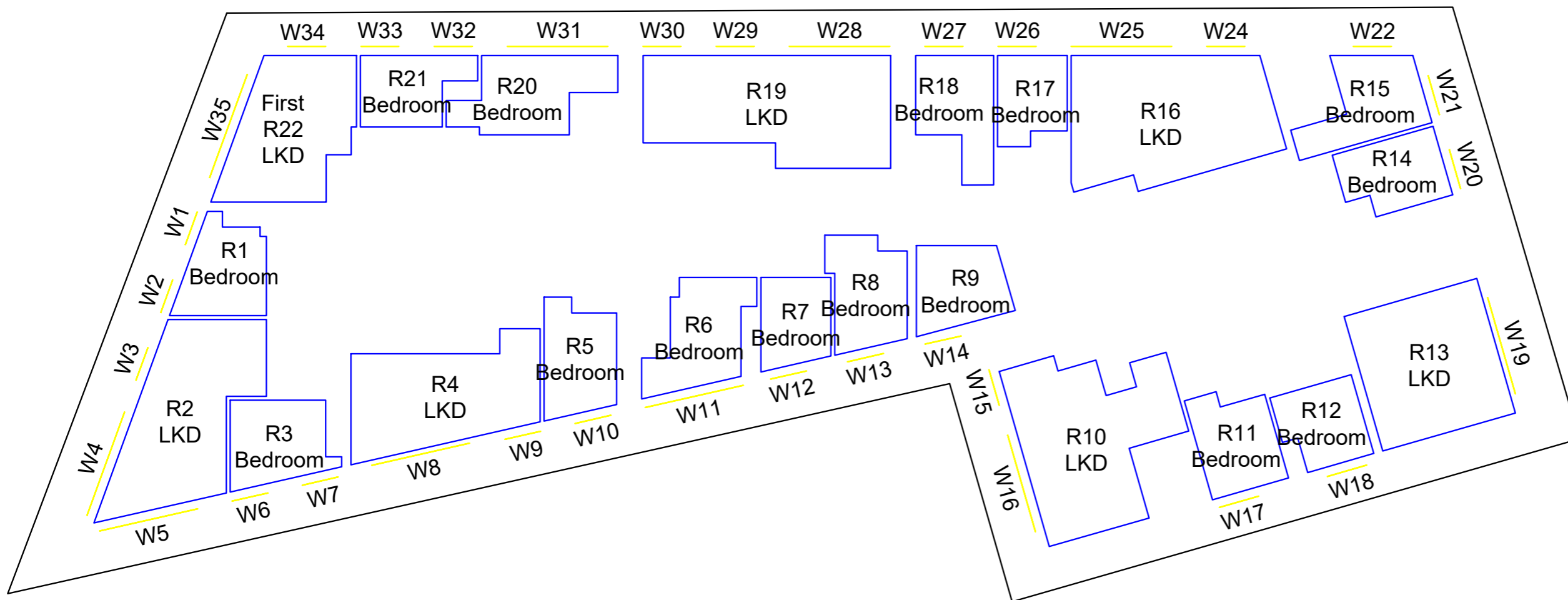
Stag Brewery East end 15-09-16.dwg
 Received 16/09/16
 11263_Stag Brewery_MASTER.dwg
 Received 19/09/16
 Stag Brewery West end 22-09-16 Pt1.dwg
 Received 22/09/16
 Stag Brewery West end 23-09-16.dwg
 Received 23/09/16
 The Ship PH.dwg
 Received 28/09/16
 Jolly Gardeners.dwg
 Received 11/10/16

SQUIRE & PARTNERS

18125-SQP-ZZ-ZZ-M3-A-0001.dwg
 18125_C645_B02_P_00_001_B.dwg
 18125_C645_B02_P_07_001_B.dwg
 18125_C645_B02_P_08_001_B.dwg
 18125_C645_B02_P_09_001_B.dwg
 18125_C645_B03_P_00_001_B.dwg
 18125_C645_B03_P_05_001_B.dwg
 18125_C645_B03_P_06_001_B.dwg
 18125_C645_B06_P_00_001_B.dwg
 18125_C645_B06_P_04_001_B.dwg
 Received 24/03/2020
 18125_G100_P2_P_RF_001_-.dwg
 Received 08/04/2020

EB7 Ltd

Site Photographs
 Ordinance Survey



NORTH



Project The Stag Brewery
 London
 SW14 7ET

Title Block 6
 First Floor
 Room Layout

Drawn AD Checked --

Date 14/04/2020 Project 2201

Rel no. 15 Prefix ID01 Page no. 25

Sources of information

APR SERVICES

Topographical Survey.pdf
 Received 22/09/16

CLOUD 10

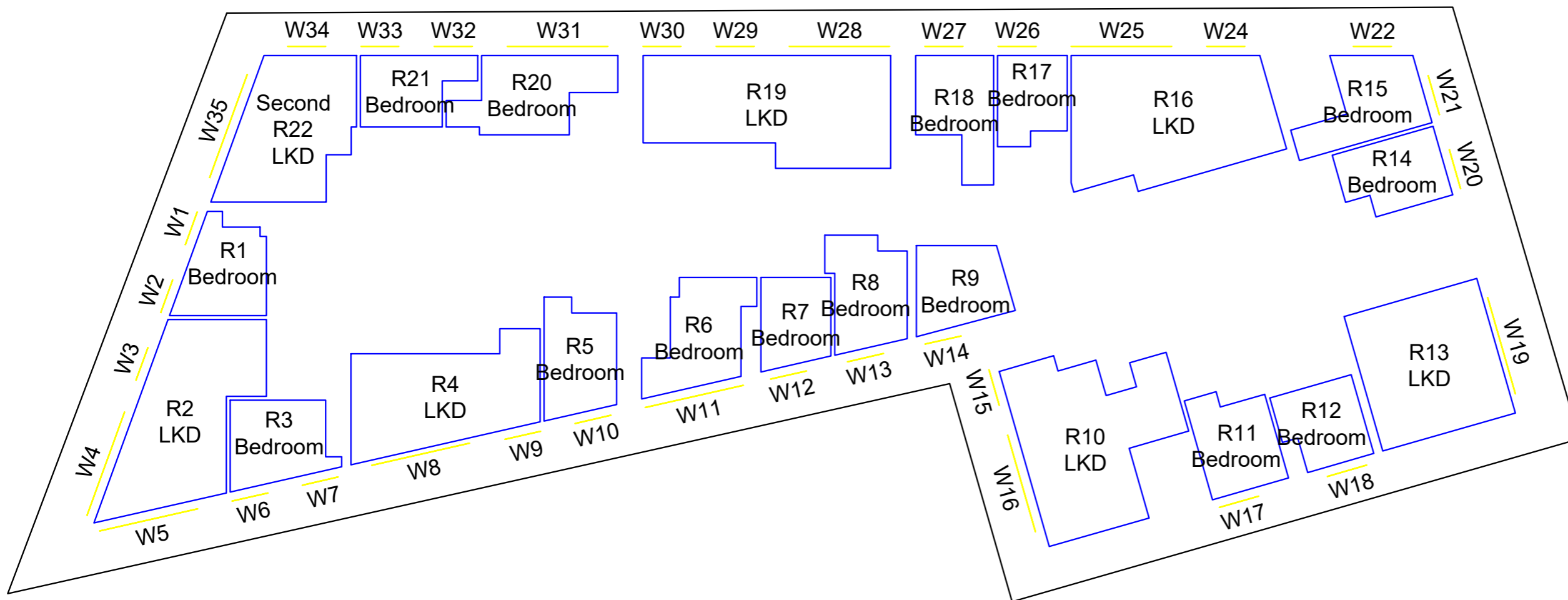
Stag Brewery East end 15-09-16.dwg
 Received 16/09/16
 11263_Stag Brewery_MASTER.dwg
 Received 19/09/16
 Stag Brewery West end 22-09-16 Pt1.dwg
 Received 22/09/16
 Stag Brewery West end 23-09-16.dwg
 Received 23/09/16
 The Ship PH.dwg
 Received 28/09/16
 Jolly Gardeners.dwg
 Received 11/10/16

SQUIRE & PARTNERS

18125-SQP-ZZ-ZZ-M3-A-0001.dwg
 18125_C645_B02_P_00_001_B.dwg
 18125_C645_B02_P_07_001_B.dwg
 18125_C645_B02_P_08_001_B.dwg
 18125_C645_B02_P_09_001_B.dwg
 18125_C645_B03_P_00_001_B.dwg
 18125_C645_B03_P_05_001_B.dwg
 18125_C645_B03_P_06_001_B.dwg
 18125_C645_B06_P_00_001_B.dwg
 18125_C645_B06_P_04_001_B.dwg
 Received 24/03/2020
 18125_G100_P2_P_RF_001_-.dwg
 Received 08/04/2020

EB7 Ltd

Site Photographs
 Ordinance Survey



NORTH



Project The Stag Brewery
 London
 SW14 7ET

Title Block 6
 Second Floor
 Room Layout

Drawn AD Checked --

Date 14/04/2020 Project 2201

Rel no. 15 Prefix ID01 Page no. 26

Sources of information

APR SERVICES

Topographical Survey.pdf
 Received 22/09/16

CLOUD 10

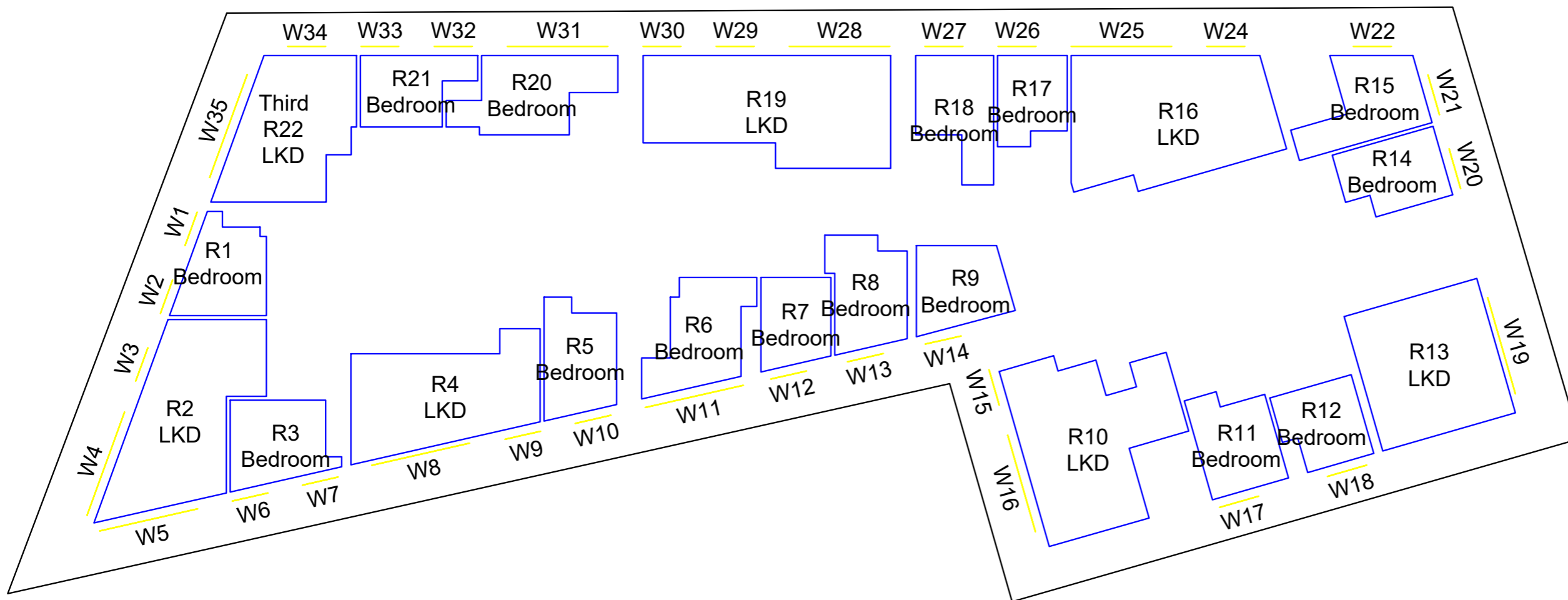
Stag Brewery East end 15-09-16.dwg
 Received 16/09/16
 11263_Stag Brewery_MASTER.dwg
 Received 19/09/16
 Stag Brewery West end 22-09-16 Pt1.dwg
 Received 22/09/16
 Stag Brewery West end 23-09-16.dwg
 Received 23/09/16
 The Ship PH.dwg
 Received 28/09/16
 Jolly Gardeners.dwg
 Received 11/10/16

SQUIRE & PARTNERS

18125-SQP-ZZ-ZZ-M3-A-0001.dwg
 18125_C645_B02_P_00_001_B.dwg
 18125_C645_B02_P_07_001_B.dwg
 18125_C645_B02_P_08_001_B.dwg
 18125_C645_B02_P_09_001_B.dwg
 18125_C645_B03_P_00_001_B.dwg
 18125_C645_B03_P_05_001_B.dwg
 18125_C645_B03_P_06_001_B.dwg
 18125_C645_B06_P_00_001_B.dwg
 18125_C645_B06_P_04_001_B.dwg
 Received 24/03/2020
 18125_G100_P2_P_RF_001_-.dwg
 Received 08/04/2020

EB7 Ltd

Site Photographs
 Ordinance Survey



NORTH



Project The Stag Brewery
 London
 SW14 7ET

Title Block 6
 Third Floor
 Room Layout

Drawn AD Checked --

Date 14/04/2020 Project 2201

Rel no. 15 Prefix ID01 Page no. 27

Sources of information

APR SERVICES

Topographical Survey.pdf
 Received 22/09/16

CLOUD 10

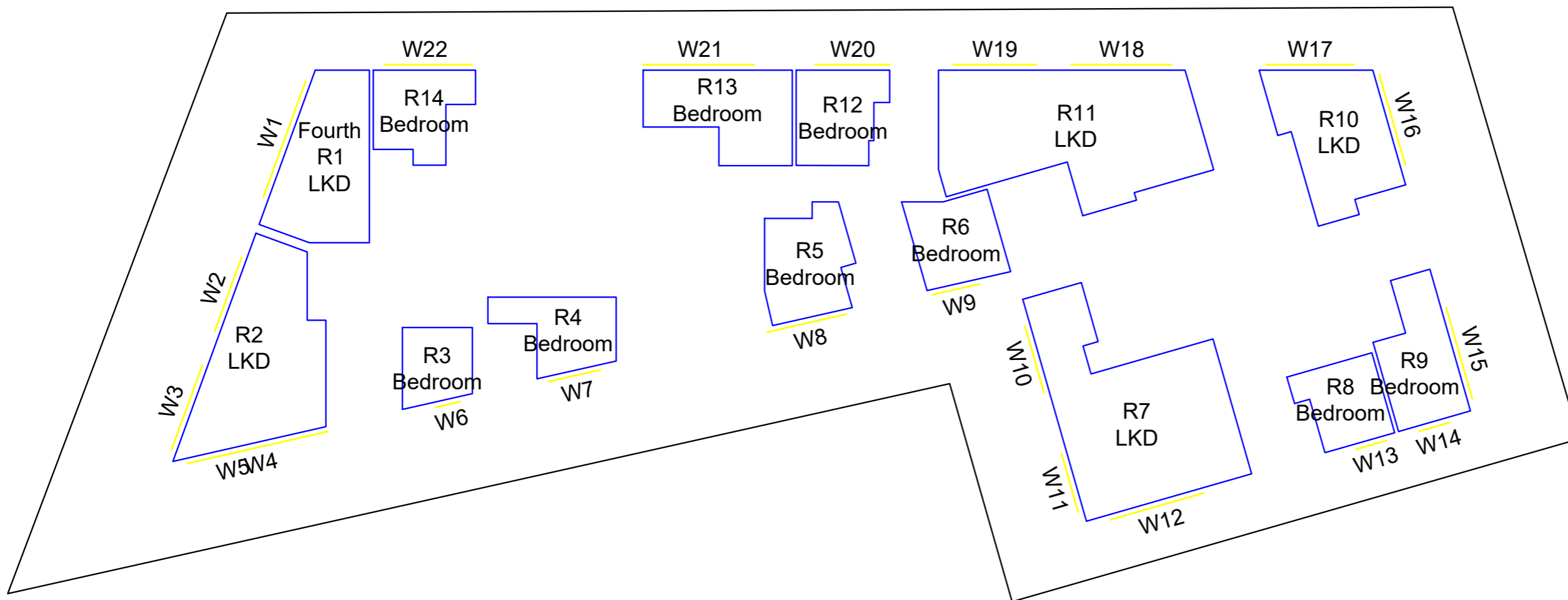
Stag Brewery East end 15-09-16.dwg
 Received 16/09/16
 11263_Stag Brewery_MASTER.dwg
 Received 19/09/16
 Stag Brewery West end 22-09-16 Pt1.dwg
 Received 22/09/16
 Stag Brewery West end 23-09-16.dwg
 Received 23/09/16
 The Ship PH.dwg
 Received 28/09/16
 Jolly Gardeners.dwg
 Received 11/10/16

SQUIRE & PARTNERS

18125-SQP-ZZ-ZZ-M3-A-0001.dwg
 18125_C645_B02_P_00_001_B.dwg
 18125_C645_B02_P_07_001_B.dwg
 18125_C645_B02_P_08_001_B.dwg
 18125_C645_B02_P_09_001_B.dwg
 18125_C645_B03_P_00_001_B.dwg
 18125_C645_B03_P_05_001_B.dwg
 18125_C645_B03_P_06_001_B.dwg
 18125_C645_B06_P_00_001_B.dwg
 18125_C645_B06_P_04_001_B.dwg
 Received 24/03/2020
 18125_G100_P2_P_RF_001_-.dwg
 Received 08/04/2020

EB7 Ltd

Site Photographs
 Ordinance Survey



NORTH



Project The Stag Brewery
 London
 SW14 7ET

Title Block 6
 Fourth Floor
 Room Layout

Drawn AD Checked --

Date 14/04/2020 Project 2201

Rel no. 15 Prefix ID01 Page no. 28

Sources of information

APR SERVICES

Topographical Survey.pdf
 Received 22/09/16

CLOUD 10

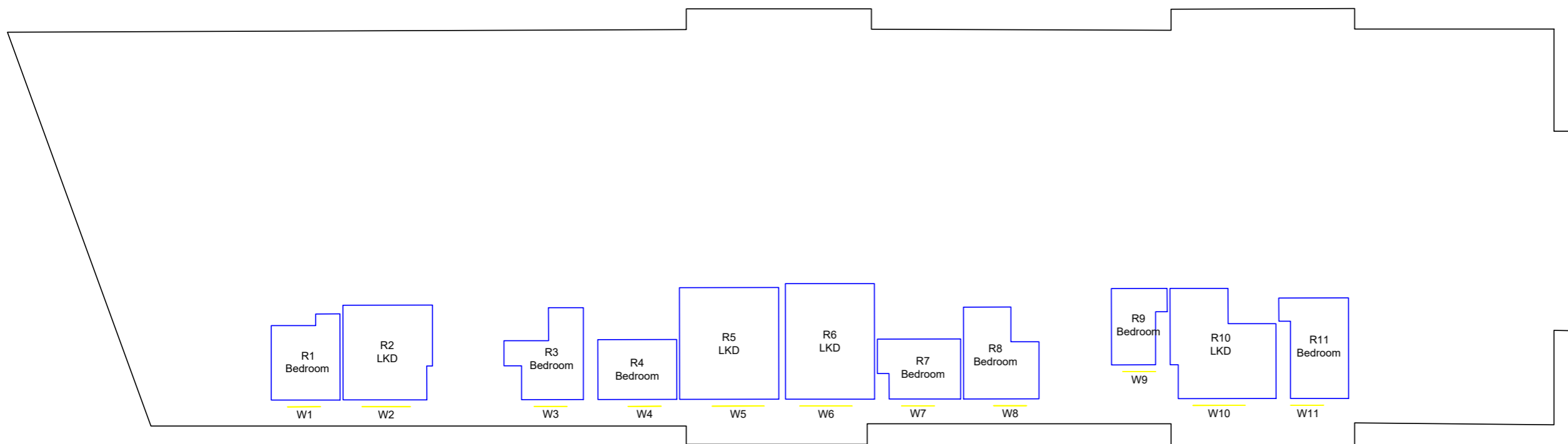
Stag Brewery East end 15-09-16.dwg
 Received 16/09/16
 11263_Stag Brewery_MASTER.dwg
 Received 19/09/16
 Stag Brewery West end 22-09-16 Pt1.dwg
 Received 22/09/16
 Stag Brewery West end 23-09-16.dwg
 Received 23/09/16
 The Ship PH.dwg
 Received 28/09/16
 Jolly Gardeners.dwg
 Received 11/10/16

SQUIRE & PARTNERS

18125-SQP-ZZ-ZZ-M3-A-0001.dwg
 18125_C645_B02_P_00_001_B.dwg
 18125_C645_B02_P_07_001_B.dwg
 18125_C645_B02_P_08_001_B.dwg
 18125_C645_B02_P_09_001_B.dwg
 18125_C645_B03_P_00_001_B.dwg
 18125_C645_B03_P_05_001_B.dwg
 18125_C645_B03_P_06_001_B.dwg
 18125_C645_B06_P_00_001_B.dwg
 18125_C645_B06_P_04_001_B.dwg
 Received 24/03/2020
 18125_G100_P2_P_RF_001_-.dwg
 Received 08/04/2020

EB7 Ltd

Site Photographs
 Ordinance Survey



NORTH



Project The Stag Brewery
 London
 SW14 7ET

Title Block 7
 Ground Floor
 Room Layout

Drawn AD Checked --

Date 14/04/2020 Project 2201

Rel no. 15 Prefix ID01 Page no. 29

Sources of information

APR SERVICES

Topographical Survey.pdf
 Received 22/09/16

CLOUD 10

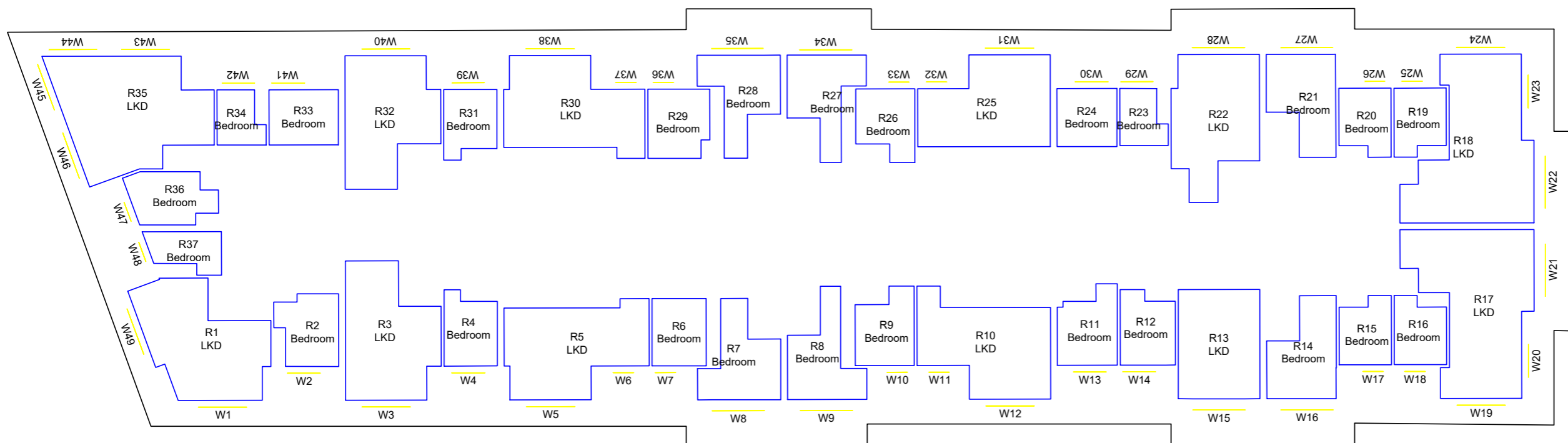
Stag Brewery East end 15-09-16.dwg
 Received 16/09/16
 11263_Stag Brewery_MASTER.dwg
 Received 19/09/16
 Stag Brewery West end 22-09-16 Pt1.dwg
 Received 22/09/16
 Stag Brewery West end 23-09-16.dwg
 Received 23/09/16
 The Ship PH.dwg
 Received 28/09/16
 Jolly Gardeners.dwg
 Received 11/10/16

SQUIRE & PARTNERS

18125-SQP-ZZ-ZZ-M3-A-0001.dwg
 18125_C645_B02_P_00_001_B.dwg
 18125_C645_B02_P_07_001_B.dwg
 18125_C645_B02_P_08_001_B.dwg
 18125_C645_B02_P_09_001_B.dwg
 18125_C645_B03_P_00_001_B.dwg
 18125_C645_B03_P_05_001_B.dwg
 18125_C645_B03_P_06_001_B.dwg
 18125_C645_B06_P_00_001_B.dwg
 18125_C645_B06_P_04_001_B.dwg
 Received 24/03/2020
 18125_G100_P2_P_RF_001_-.dwg
 Received 08/04/2020

EB7 Ltd

Site Photographs
 Ordinance Survey



NORTH



Project The Stag Brewery
 London
 SW14 7ET

Title Block 7
 First and Sixth Floor
 Room Layout

Drawn AD Checked --

Date 14/04/2020 Project 2201

Rel no. 15 Prefix ID01 Page no. 30

Sources of information

APR SERVICES

Topographical Survey.pdf
 Received 22/09/16

CLOUD 10

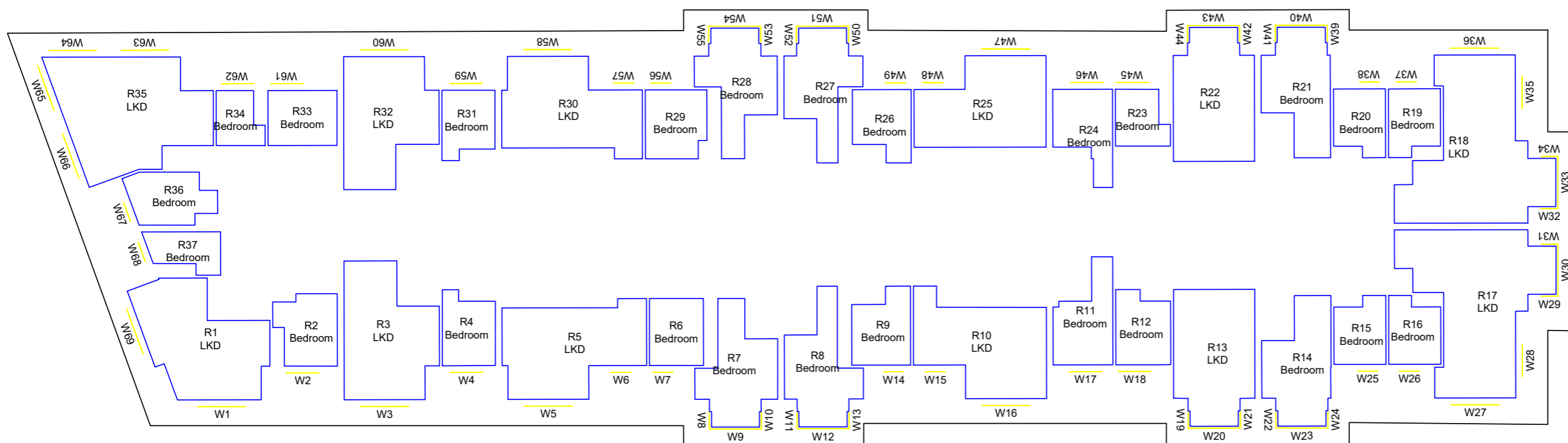
Stag Brewery East end 15-09-16.dwg
 Received 16/09/16
 11263_Stag Brewery_MASTER.dwg
 Received 19/09/16
 Stag Brewery West end 22-09-16 Pt1.dwg
 Received 22/09/16
 Stag Brewery West end 23-09-16.dwg
 Received 23/09/16
 The Ship PH.dwg
 Received 28/09/16
 Jolly Gardeners.dwg
 Received 11/10/16

SQUIRE & PARTNERS

18125-SQP-ZZ-ZZ-M3-A-0001.dwg
 18125_C645_B02_P_00_001_B.dwg
 18125_C645_B02_P_07_001_B.dwg
 18125_C645_B02_P_08_001_B.dwg
 18125_C645_B02_P_09_001_B.dwg
 18125_C645_B03_P_00_001_B.dwg
 18125_C645_B03_P_05_001_B.dwg
 18125_C645_B03_P_06_001_B.dwg
 18125_C645_B06_P_00_001_B.dwg
 18125_C645_B06_P_04_001_B.dwg
 Received 24/03/2020
 18125_G100_P2_P_RF_001_-.dwg
 Received 08/04/2020

EB7 Ltd

Site Photographs
 Ordinance Survey



NORTH



Project The Stag Brewery
 London
 SW14 7ET

Title Block 7
 Second to Fifth Floor
 Room Layout

Drawn AD Checked --

Date 14/04/2020 Project 2201

Rel no. 15 Prefix ID01 Page no. 31

Sources of information

APR SERVICES

Topographical Survey.pdf
 Received 22/09/16

CLOUD 10

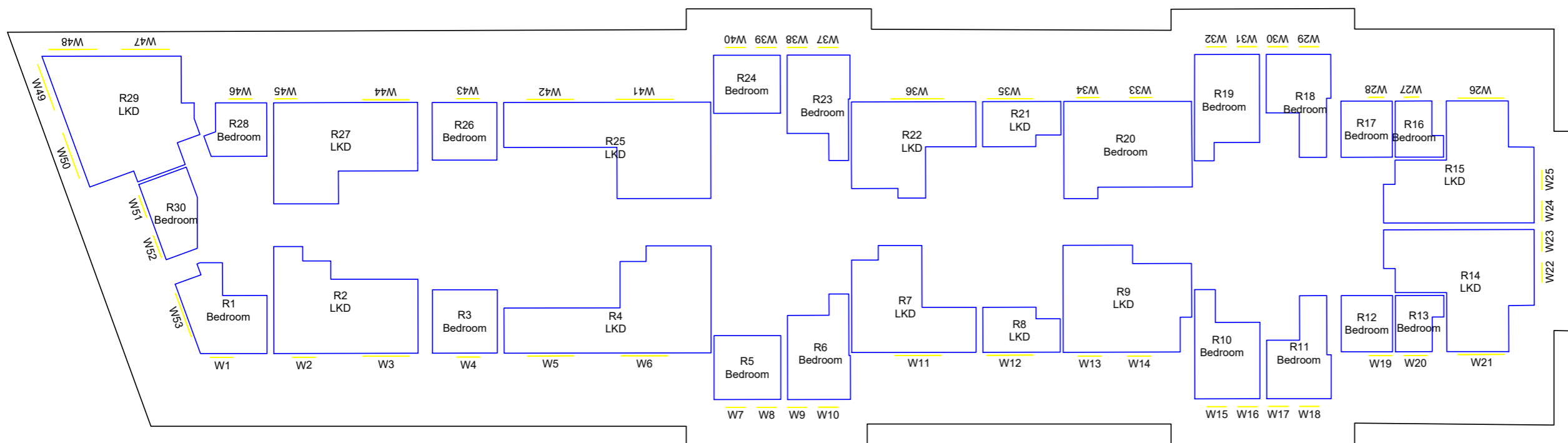
Stag Brewery East end 15-09-16.dwg
 Received 16/09/16
 11263_Stag Brewery_MASTER.dwg
 Received 19/09/16
 Stag Brewery West end 22-09-16 Pt1.dwg
 Received 22/09/16
 Stag Brewery West end 23-09-16.dwg
 Received 23/09/16
 The Ship PH.dwg
 Received 28/09/16
 Jolly Gardeners.dwg
 Received 11/10/16

SQUIRE & PARTNERS

18125-SQP-ZZ-ZZ-M3-A-0001.dwg
 18125_C645_B02_P_00_001_B.dwg
 18125_C645_B02_P_07_001_B.dwg
 18125_C645_B02_P_08_001_B.dwg
 18125_C645_B02_P_09_001_B.dwg
 18125_C645_B03_P_00_001_B.dwg
 18125_C645_B03_P_05_001_B.dwg
 18125_C645_B03_P_06_001_B.dwg
 18125_C645_B06_P_00_001_B.dwg
 18125_C645_B06_P_04_001_B.dwg
 Received 24/03/2020
 18125_G100_P2_P_RF_001_-.dwg
 Received 08/04/2020

EB7 Ltd

Site Photographs
 Ordinance Survey



NORTH



Project The Stag Brewery
 London
 SW14 7ET

Title Block 7
 Seventh Floor
 Room Layout

Drawn AD Checked --

Date 14/04/2020 Project 2201

Rel no. 15 Prefix ID01 Page no. 32

Sources of information

APR SERVICES

Topographical Survey.pdf
 Received 22/09/16

CLOUD 10

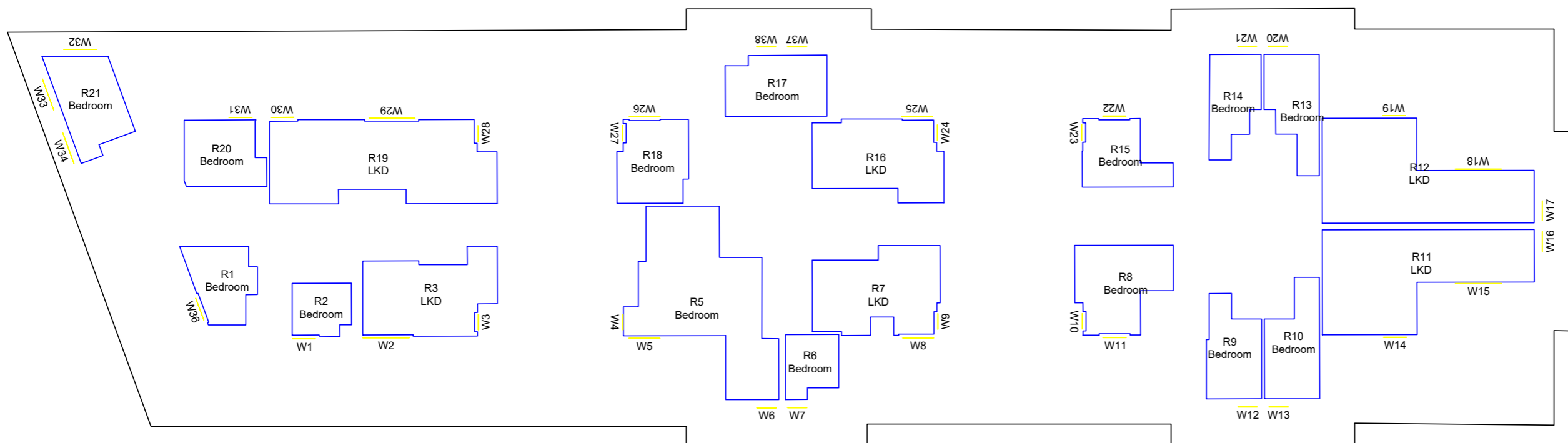
Stag Brewery East end 15-09-16.dwg
 Received 16/09/16
 11263_Stag Brewery_MASTER.dwg
 Received 19/09/16
 Stag Brewery West end 22-09-16 Pt1.dwg
 Received 22/09/16
 Stag Brewery West end 23-09-16.dwg
 Received 23/09/16
 The Ship PH.dwg
 Received 28/09/16
 Jolly Gardeners.dwg
 Received 11/10/16

SQUIRE & PARTNERS

18125-SQP-ZZ-ZZ-M3-A-0001.dwg
 18125_C645_B02_P_00_001_B.dwg
 18125_C645_B02_P_07_001_B.dwg
 18125_C645_B02_P_08_001_B.dwg
 18125_C645_B02_P_09_001_B.dwg
 18125_C645_B03_P_00_001_B.dwg
 18125_C645_B03_P_05_001_B.dwg
 18125_C645_B03_P_06_001_B.dwg
 18125_C645_B06_P_00_001_B.dwg
 18125_C645_B06_P_04_001_B.dwg
 Received 24/03/2020
 18125_G100_P2_P_RF_001_-.dwg
 Received 08/04/2020

EB7 Ltd

Site Photographs
 Ordinance Survey



NORTH



Project The Stag Brewery
 London
 SW14 7ET

Title Block 7
 Eighth Floor
 Room Layout

Drawn AD Checked --

Date 14/04/2020 Project 2201

Rel no. 15 Prefix ID01 Page no. 33

Sources of information

APR SERVICES

Topographical Survey.pdf
Received 22/09/16

CLOUD 10

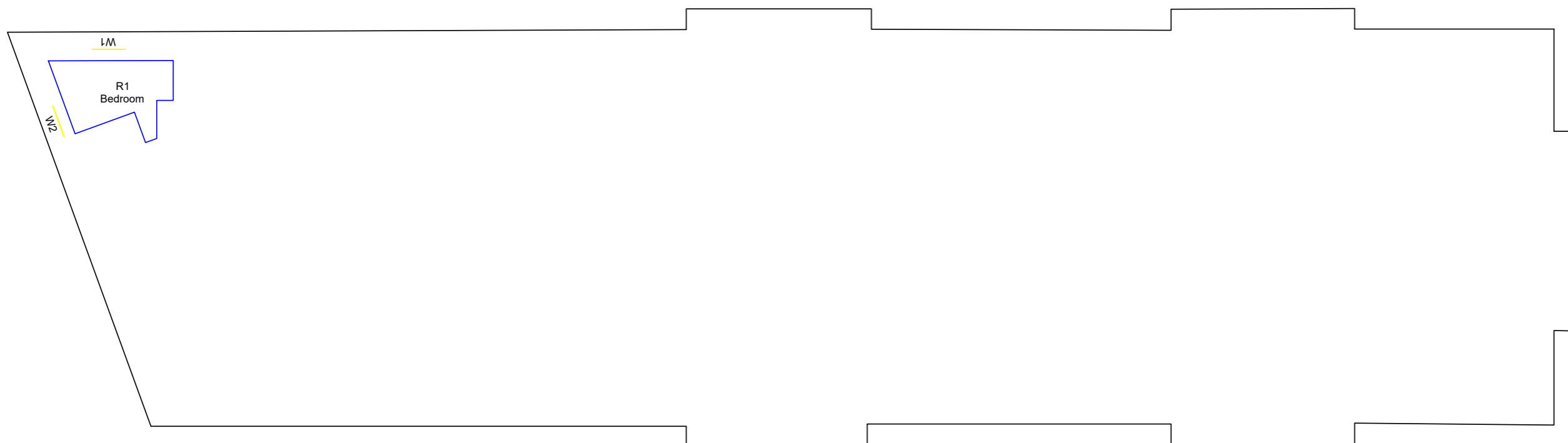
Stag Brewery East end 15-09-16.dwg
Received 16/09/16
11263_Stag Brewery_MASTER.dwg
Received 19/09/16
Stag Brewery West end 22-09-16 Pt1.dwg
Received 22/09/16
Stag Brewery West end 23-09-16.dwg
Received 23/09/16
The Ship PH.dwg
Received 28/09/16
Jolly Gardeners.dwg
Received 11/10/16

SQUIRE & PARTNERS

18125-SQP-ZZ-ZZ-M3-A-0001.dwg
18125_C645_B02_P_00_001_B.dwg
18125_C645_B02_P_07_001_B.dwg
18125_C645_B02_P_08_001_B.dwg
18125_C645_B02_P_09_001_B.dwg
18125_C645_B03_P_00_001_B.dwg
18125_C645_B03_P_05_001_B.dwg
18125_C645_B03_P_06_001_B.dwg
18125_C645_B06_P_00_001_B.dwg
18125_C645_B06_P_04_001_B.dwg
Received 24/03/2020
18125_G100_P2_P_RF_001_-.dwg
Received 08/04/2020

EB7 Ltd

Site Photographs
Ordinance Survey



NORTH



Project The Stag Brewery
London
SW14 7ET

Title Block 7
Ninth Floor
Room Layout

Drawn AD Checked --

Date 14/04/2020 Project 2201

Rel no. 15 Prefix ID01 Page no. 34

Sources of information

APR SERVICES

Topographical Survey.pdf
 Received 22/09/16

CLOUD 10

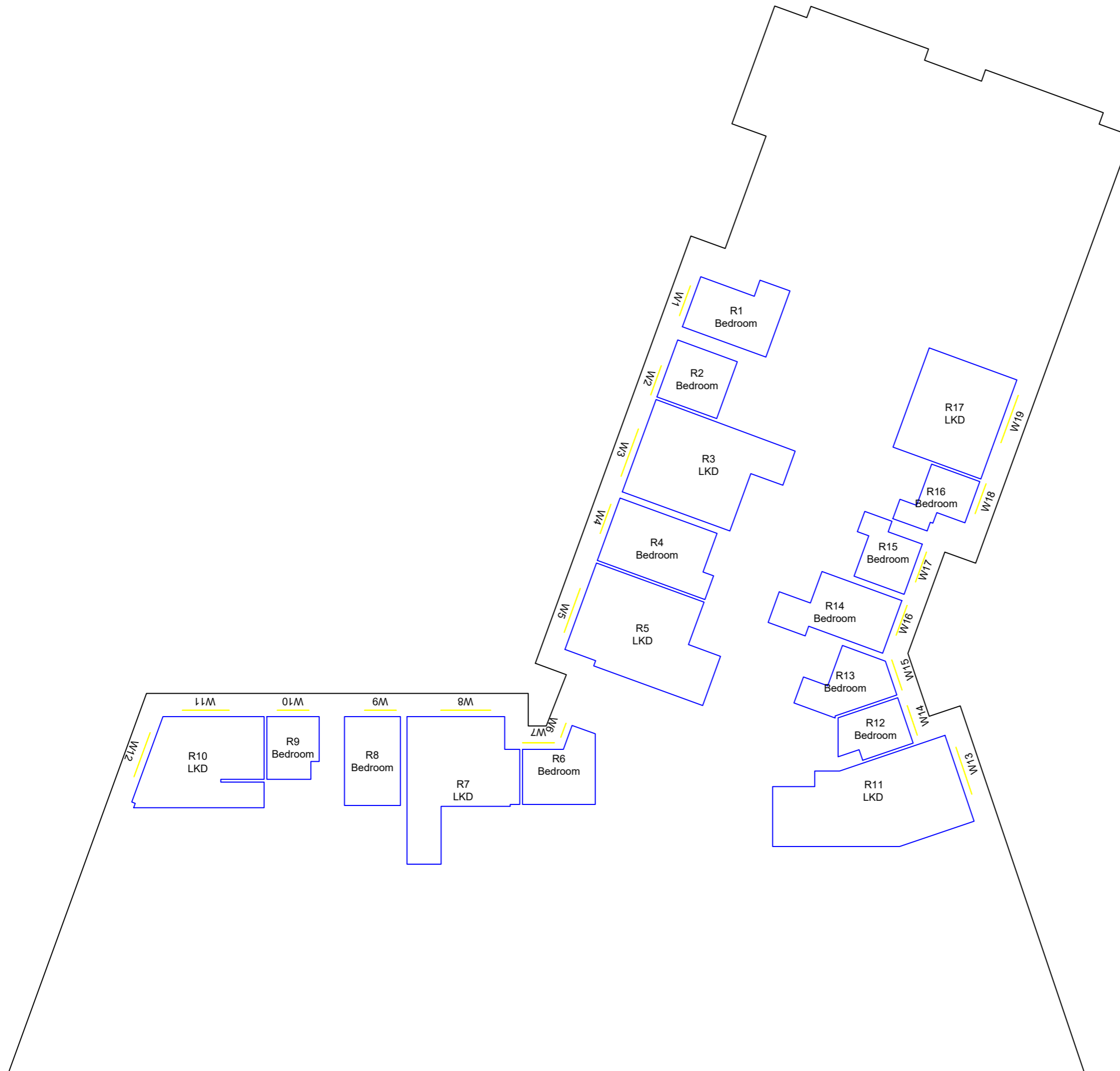
Stag Brewery East end 15-09-16.dwg
 Received 16/09/16
 11263_Stag Brewery_MASTER.dwg
 Received 19/09/16
 Stag Brewery West end 22-09-16 Pt1.dwg
 Received 22/09/16
 Stag Brewery West end 23-09-16.dwg
 Received 23/09/16
 The Ship PH.dwg
 Received 28/09/16
 Jolly Gardeners.dwg
 Received 11/10/16

SQUIRE & PARTNERS

18125-SQP-ZZ-ZZ-M3-A-0001.dwg
 18125_C645_B02_P_00_001_B.dwg
 18125_C645_B02_P_07_001_B.dwg
 18125_C645_B02_P_08_001_B.dwg
 18125_C645_B02_P_09_001_B.dwg
 18125_C645_B03_P_00_001_B.dwg
 18125_C645_B03_P_05_001_B.dwg
 18125_C645_B03_P_06_001_B.dwg
 18125_C645_B06_P_00_001_B.dwg
 18125_C645_B06_P_04_001_B.dwg
 Received 24/03/2020
 18125_G100_P2_P_RF_001_-.dwg
 Received 08/04/2020

EB7 Ltd

Site Photographs
 Ordinance Survey



NORTH



Project The Stag Brewery
 London
 SW14 7ET

Title Block 8
 Ground Floor
 Room Layout

Drawn AD Checked --

Date 14/04/2020 Project 2201

Rel no. 15 Prefix ID01 Page no. 35

Sources of information

APR SERVICES

Topographical Survey.pdf
 Received 22/09/16

CLOUD 10

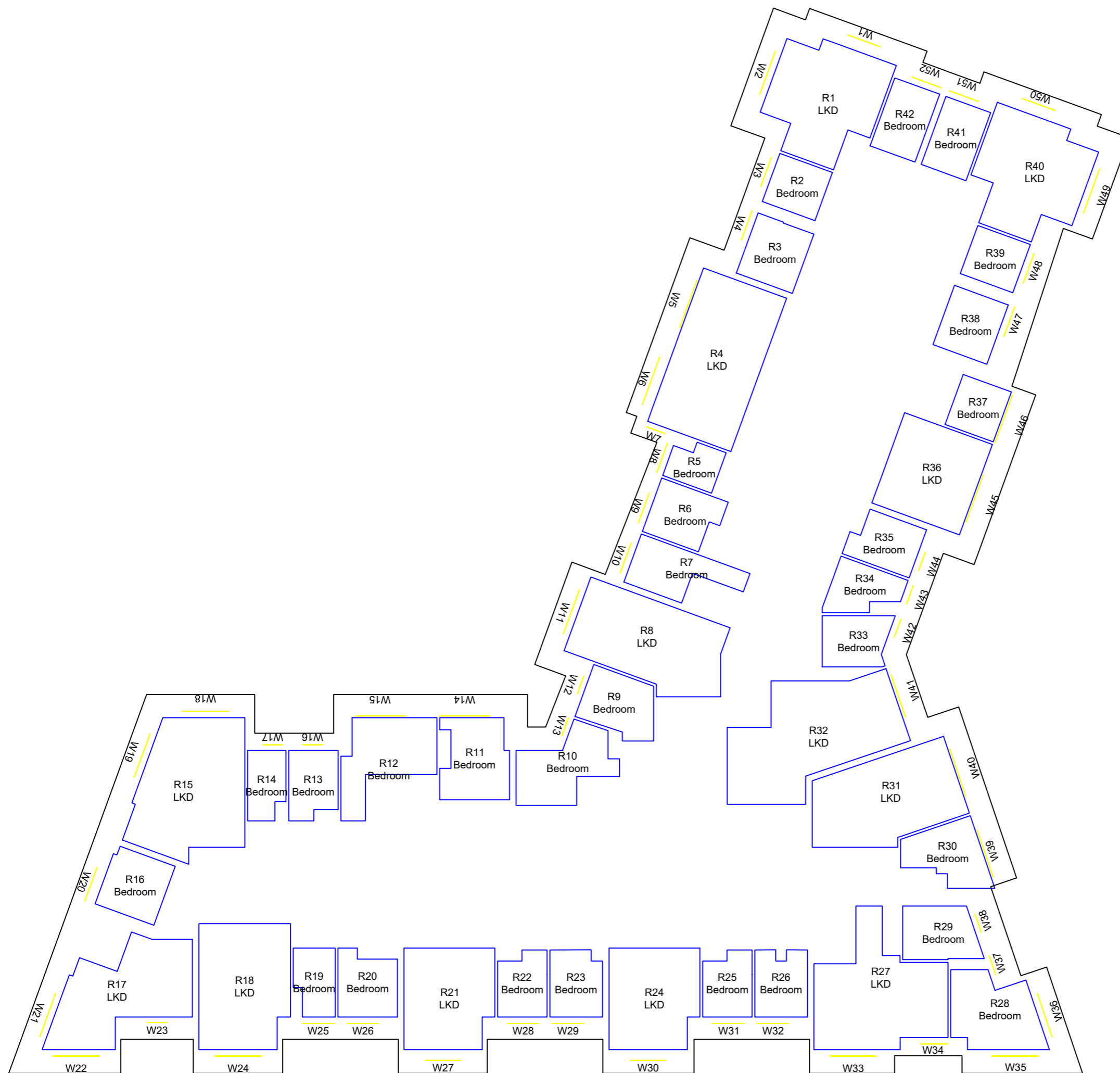
Stag Brewery East end 15-09-16.dwg
 Received 16/09/16
 11263_Stag Brewery_MASTER.dwg
 Received 19/09/16
 Stag Brewery West end 22-09-16 Pt1.dwg
 Received 22/09/16
 Stag Brewery West end 23-09-16.dwg
 Received 23/09/16
 The Ship PH.dwg
 Received 28/09/16
 Jolly Gardeners.dwg
 Received 11/10/16

SQUIRE & PARTNERS

18125-SQP-ZZ-ZZ-M3-A-0001.dwg
 18125_C645_B02_P_00_001_B.dwg
 18125_C645_B02_P_07_001_B.dwg
 18125_C645_B02_P_08_001_B.dwg
 18125_C645_B02_P_09_001_B.dwg
 18125_C645_B03_P_00_001_B.dwg
 18125_C645_B03_P_05_001_B.dwg
 18125_C645_B03_P_06_001_B.dwg
 18125_C645_B06_P_00_001_B.dwg
 18125_C645_B06_P_04_001_B.dwg
 Received 24/03/2020
 18125_G100_P2_P_RF_001_-.dwg
 Received 08/04/2020

EB7 Ltd

Site Photographs
 Ordinance Survey



NORTH



Project The Stag Brewery
 London
 SW14 7ET

Title Block 8
 First and Sixth Floor
 Room Layout

Drawn AD Checked --

Date 14/04/2020 Project 2201

Rel no. 15 Prefix ID01 Page no. 36

Sources of information

APR SERVICES

Topographical Survey.pdf
 Received 22/09/16

CLOUD 10

Stag Brewery East end 15-09-16.dwg
 Received 16/09/16
 11263_Stag Brewery_MASTER.dwg
 Received 19/09/16
 Stag Brewery West end 22-09-16 Pt1.dwg
 Received 22/09/16
 Stag Brewery West end 23-09-16.dwg
 Received 23/09/16
 The Ship PH.dwg
 Received 28/09/16
 Jolly Gardeners.dwg
 Received 11/10/16

SQUIRE & PARTNERS

18125-SQP-ZZ-ZZ-M3-A-0001.dwg
 18125_C645_B02_P_00_001_B.dwg
 18125_C645_B02_P_07_001_B.dwg
 18125_C645_B02_P_08_001_B.dwg
 18125_C645_B02_P_09_001_B.dwg
 18125_C645_B03_P_00_001_B.dwg
 18125_C645_B03_P_05_001_B.dwg
 18125_C645_B03_P_06_001_B.dwg
 18125_C645_B06_P_00_001_B.dwg
 18125_C645_B06_P_04_001_B.dwg
 Received 24/03/2020
 18125_G100_P2_P_RF_001_-.dwg
 Received 08/04/2020

EB7 Ltd

Site Photographs
 Ordinance Survey

NORTH



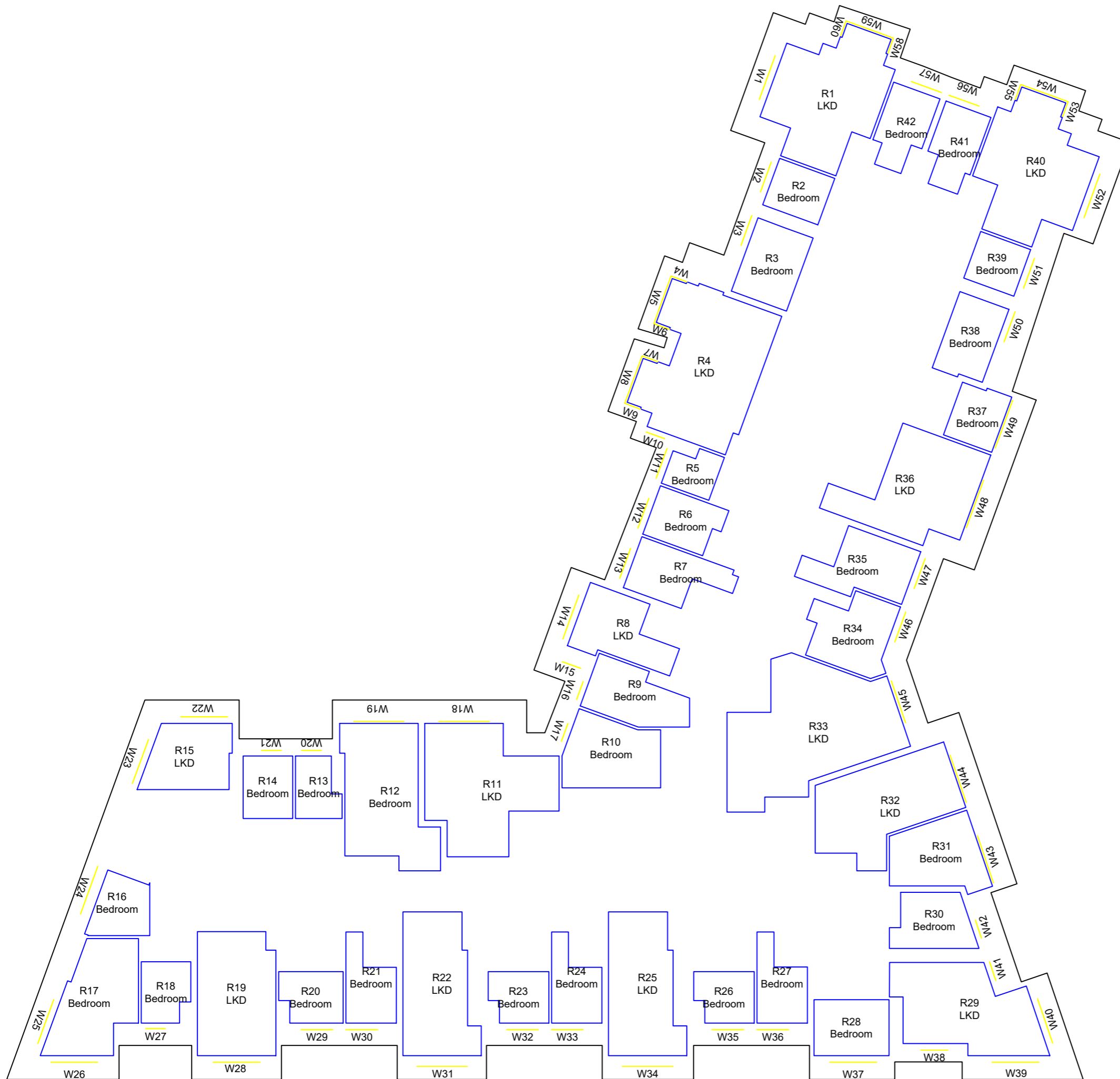
Project The Stag Brewery
 London
 SW14 7ET

Title Block 8
 Second to Fifth Floor
 Room Layout

Drawn AD Checked --

Date 14/04/2020 Project 2201

Rel no. 15 Prefix ID01 Page no. 37



Sources of information

APR SERVICES

Topographical Survey.pdf
 Received 22/09/16

CLOUD 10

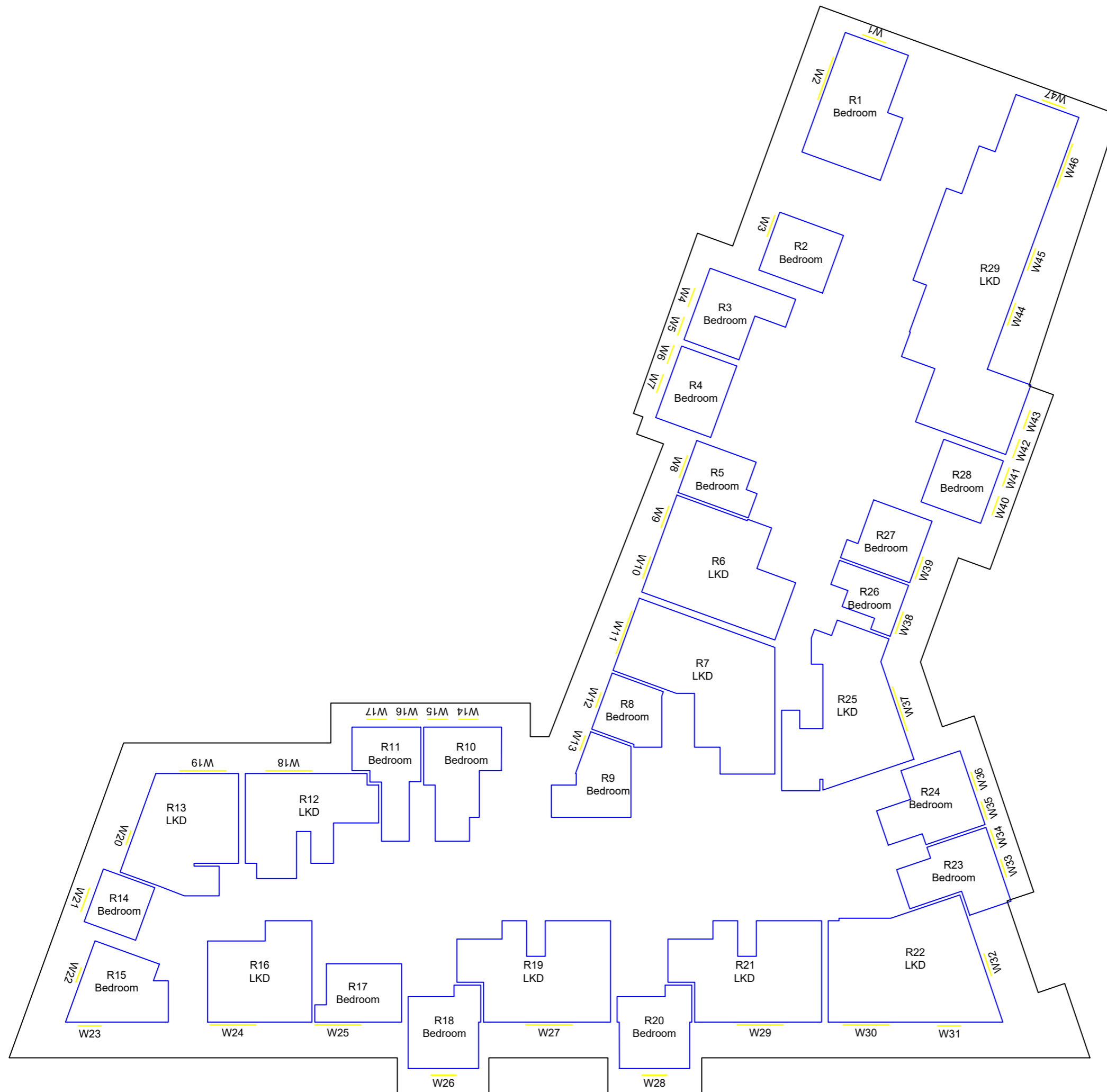
Stag Brewery East end 15-09-16.dwg
 Received 16/09/16
 11263_Stag Brewery_MASTER.dwg
 Received 19/09/16
 Stag Brewery West end 22-09-16 Pt1.dwg
 Received 22/09/16
 Stag Brewery West end 23-09-16.dwg
 Received 23/09/16
 The Ship PH.dwg
 Received 28/09/16
 Jolly Gardeners.dwg
 Received 11/10/16

SQUIRE & PARTNERS

18125-SQP-ZZ-ZZ-M3-A-0001.dwg
 18125_C645_B02_P_00_001_B.dwg
 18125_C645_B02_P_07_001_B.dwg
 18125_C645_B02_P_08_001_B.dwg
 18125_C645_B02_P_09_001_B.dwg
 18125_C645_B03_P_00_001_B.dwg
 18125_C645_B03_P_05_001_B.dwg
 18125_C645_B03_P_06_001_B.dwg
 18125_C645_B06_P_00_001_B.dwg
 18125_C645_B06_P_04_001_B.dwg
 Received 24/03/2020
 18125_G100_P2_P_RF_001_-.dwg
 Received 08/04/2020

EB7 Ltd

Site Photographs
 Ordinance Survey



NORTH



Project The Stag Brewery
 London
 SW14 7ET

Title Block 8
 Seventh Floor
 Room Layout

Drawn AD Checked --

Date 14/04/2020 Project 2201

Rel no. 15 Prefix ID01 Page no. 38

Sources of information

APR SERVICES

Topographical Survey.pdf
 Received 22/09/16

CLOUD 10

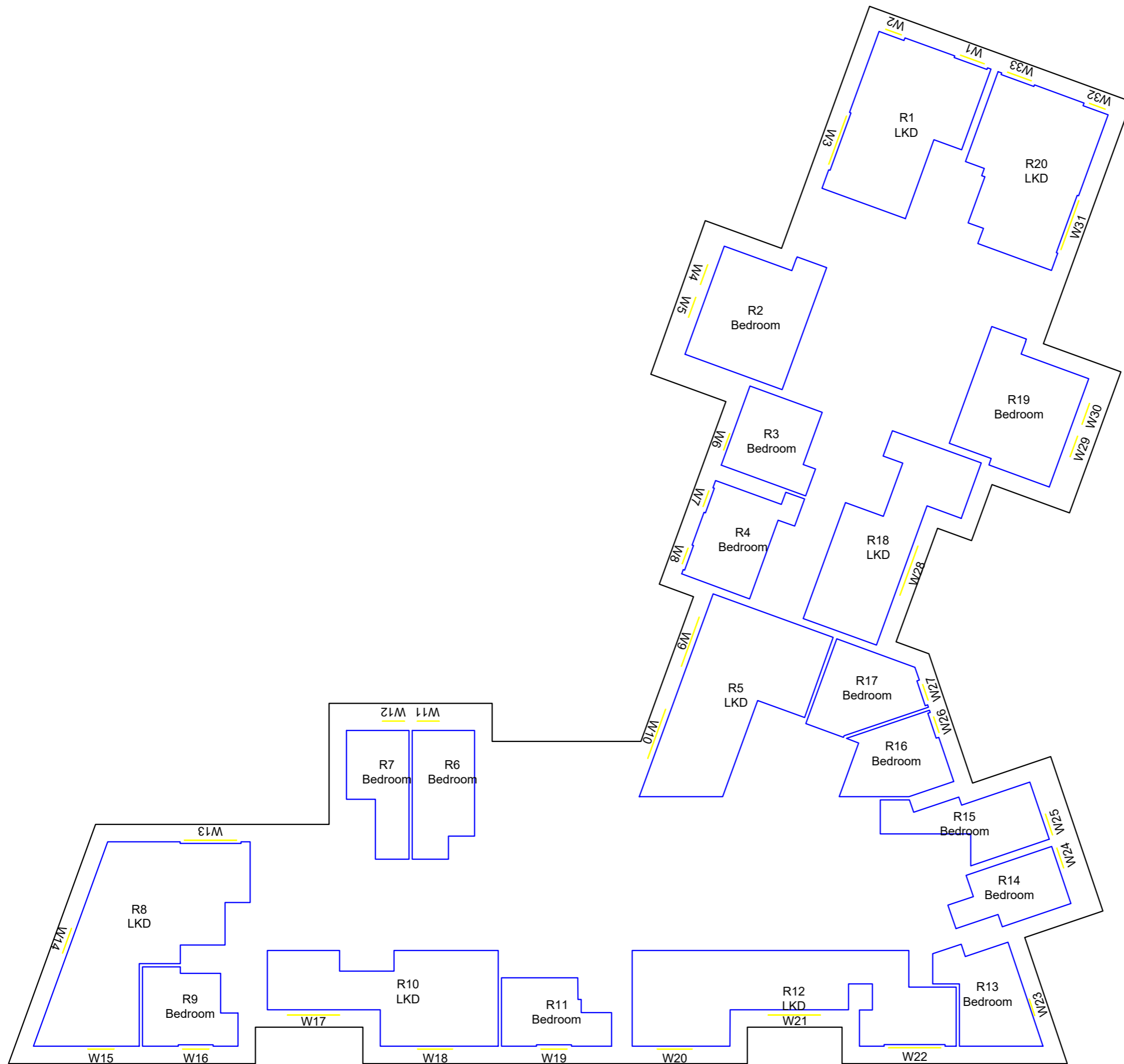
Stag Brewery East end 15-09-16.dwg
 Received 16/09/16
 11263_Stag Brewery_MASTER.dwg
 Received 19/09/16
 Stag Brewery West end 22-09-16 Pt1.dwg
 Received 22/09/16
 Stag Brewery West end 23-09-16.dwg
 Received 23/09/16
 The Ship PH.dwg
 Received 28/09/16
 Jolly Gardeners.dwg
 Received 11/10/16

SQUIRE & PARTNERS

18125-SQP-ZZ-ZZ-M3-A-0001.dwg
 18125_C645_B02_P_00_001_B.dwg
 18125_C645_B02_P_07_001_B.dwg
 18125_C645_B02_P_08_001_B.dwg
 18125_C645_B02_P_09_001_B.dwg
 18125_C645_B03_P_00_001_B.dwg
 18125_C645_B03_P_05_001_B.dwg
 18125_C645_B03_P_06_001_B.dwg
 18125_C645_B06_P_00_001_B.dwg
 18125_C645_B06_P_04_001_B.dwg
 Received 24/03/2020
 18125_G100_P2_P_RF_001_-.dwg
 Received 08/04/2020

EB7 Ltd

Site Photographs
 Ordinance Survey



NORTH



Project The Stag Brewery
 London
 SW14 7ET

Title Block 8
 Eighth Floor
 Room Layout

Drawn AD Checked --

Date 14/04/2020 Project 2201

Rel no. 15 Prefix ID01 Page no. 39

Sources of information

APR SERVICES

Topographical Survey.pdf
 Received 22/09/16

CLOUD 10

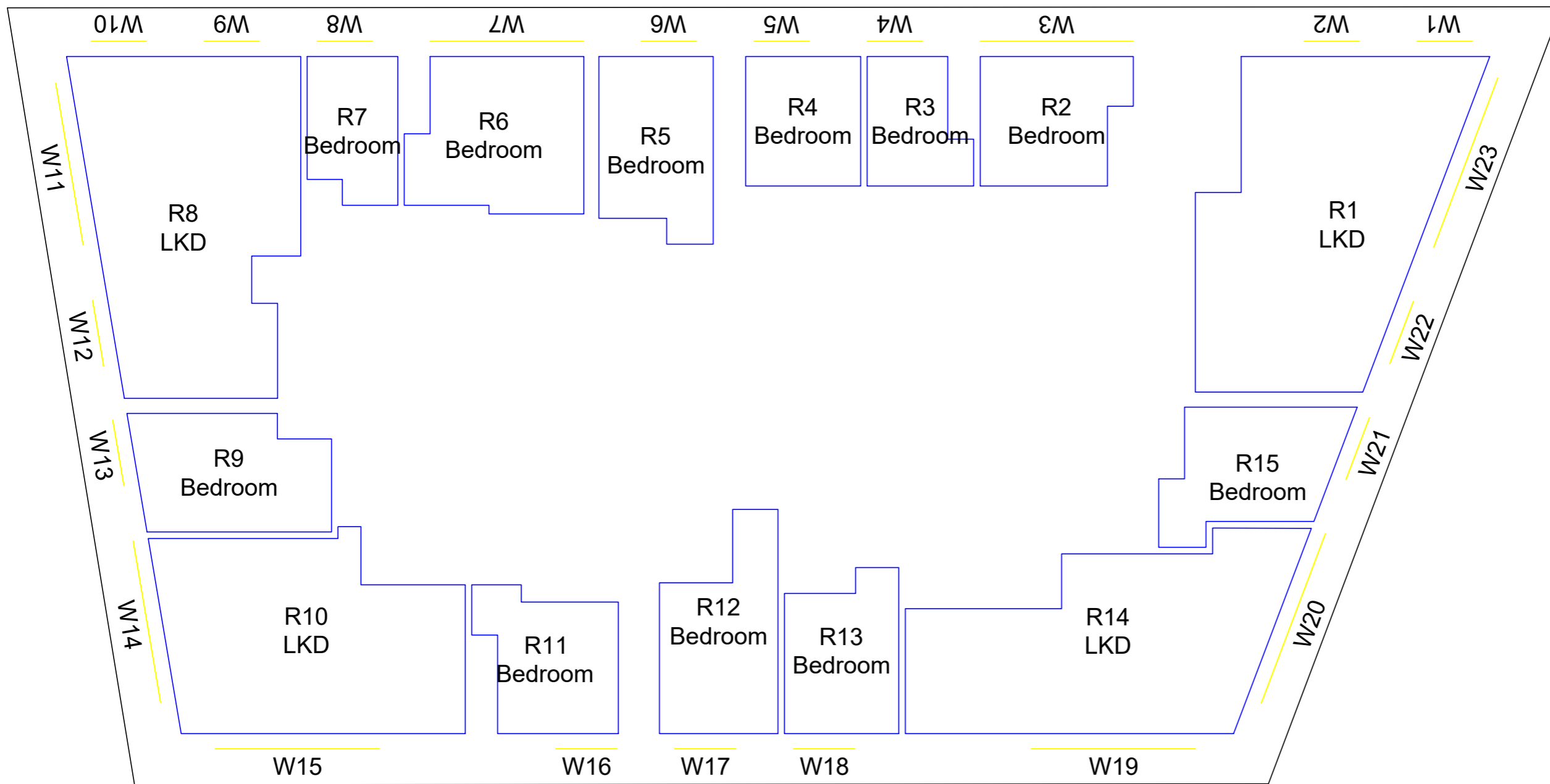
Stag Brewery East end 15-09-16.dwg
 Received 16/09/16
 11263_Stag Brewery_MASTER.dwg
 Received 19/09/16
 Stag Brewery West end 22-09-16 Pt1.dwg
 Received 22/09/16
 Stag Brewery West end 23-09-16.dwg
 Received 23/09/16
 The Ship PH.dwg
 Received 28/09/16
 Jolly Gardeners.dwg
 Received 11/10/16

SQUIRE & PARTNERS

18125-SQP-ZZ-ZZ-M3-A-0001.dwg
 18125_C645_B02_P_00_001_B.dwg
 18125_C645_B02_P_07_001_B.dwg
 18125_C645_B02_P_08_001_B.dwg
 18125_C645_B02_P_09_001_B.dwg
 18125_C645_B03_P_00_001_B.dwg
 18125_C645_B03_P_05_001_B.dwg
 18125_C645_B03_P_06_001_B.dwg
 18125_C645_B06_P_00_001_B.dwg
 18125_C645_B06_P_04_001_B.dwg
 Received 24/03/2020
 18125_G100_P2_P_RF_001_-.dwg
 Received 08/04/2020

EB7 Ltd

Site Photographs
 Ordinance Survey



NORTH



Project The Stag Brewery
 London
 SW14 7ET

Title Block 9
 First to Third Floor
 Room Layout

Drawn AD Checked --

Date 14/04/2020 Project 2201

Rel no. 15 Prefix ID01 Page no. 40

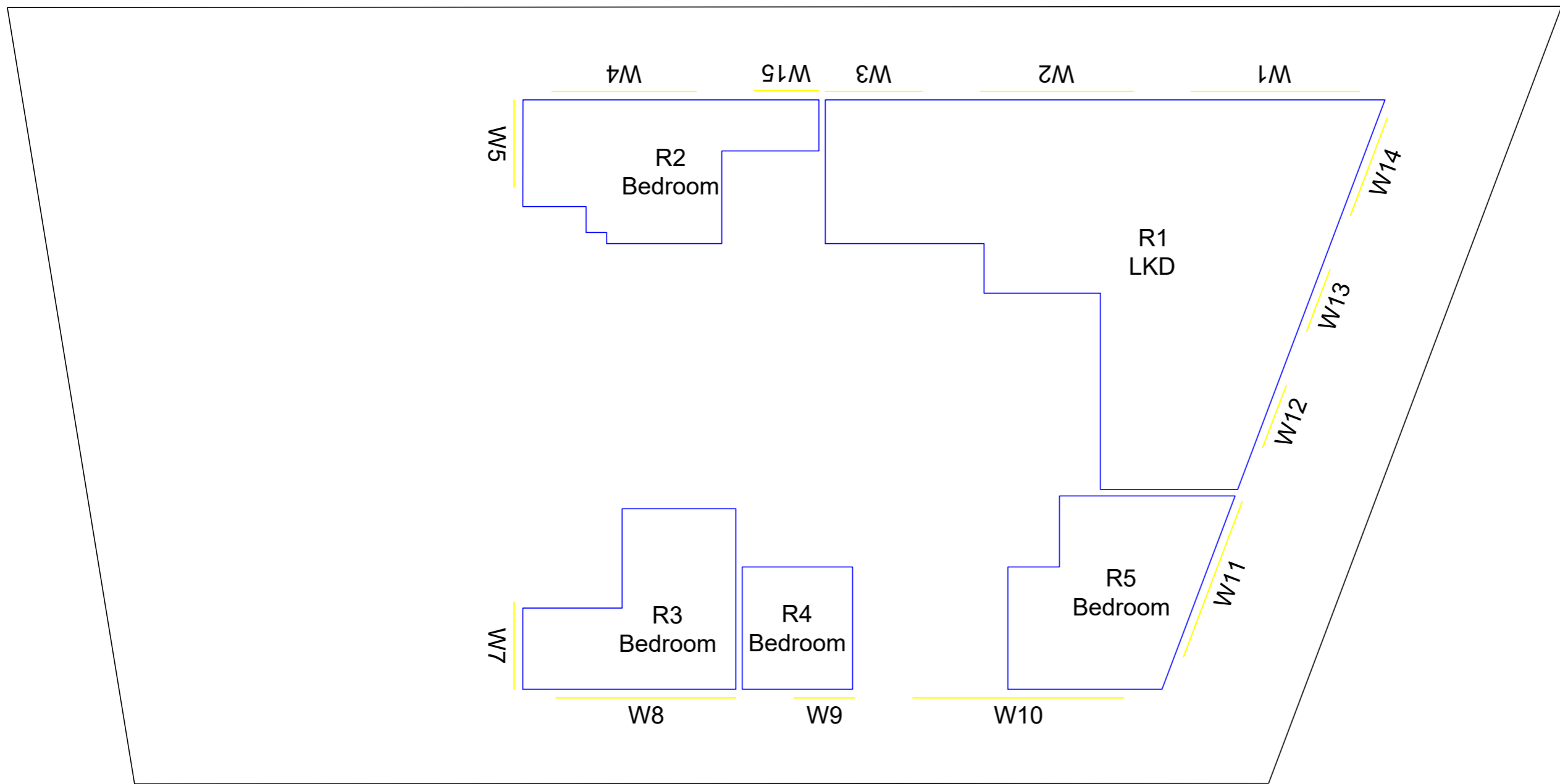
Sources of information

APR SERVICES
 Topographical Survey.pdf
 Received 22/09/16

CLOUD 10
 Stag Brewery East end 15-09-16.dwg
 Received 16/09/16
 11263_Stag Brewery_MASTER.dwg
 Received 19/09/16
 Stag Brewery West end 22-09-16 Pt1.dwg
 Received 22/09/16
 Stag Brewery West end 23-09-16.dwg
 Received 23/09/16
 The Ship PH.dwg
 Received 28/09/16
 Jolly Gardeners.dwg
 Received 11/10/16

SQUIRE & PARTNERS
 18125-SQP-ZZ-ZZ-M3-A-0001.dwg
 18125_C645_B02_P_00_001_B.dwg
 18125_C645_B02_P_07_001_B.dwg
 18125_C645_B02_P_08_001_B.dwg
 18125_C645_B02_P_09_001_B.dwg
 18125_C645_B03_P_00_001_B.dwg
 18125_C645_B03_P_05_001_B.dwg
 18125_C645_B03_P_06_001_B.dwg
 18125_C645_B06_P_00_001_B.dwg
 18125_C645_B06_P_04_001_B.dwg
 Received 24/03/2020
 18125_G100_P2_P_RF_001_-.dwg
 Received 08/04/2020

EB7 Ltd
 Site Photographs
 Ordinance Survey



Project The Stag Brewery
 London
 SW14 7ET

Title Block 9
 Fourth Floor
 Room Layout

Drawn AD Checked --

Date 14/04/2020 Project 2201

Rel no. 15 Prefix ID01 Page no. 41

Sources of information

APR SERVICES

Topographical Survey.pdf
 Received 22/09/16

CLOUD 10

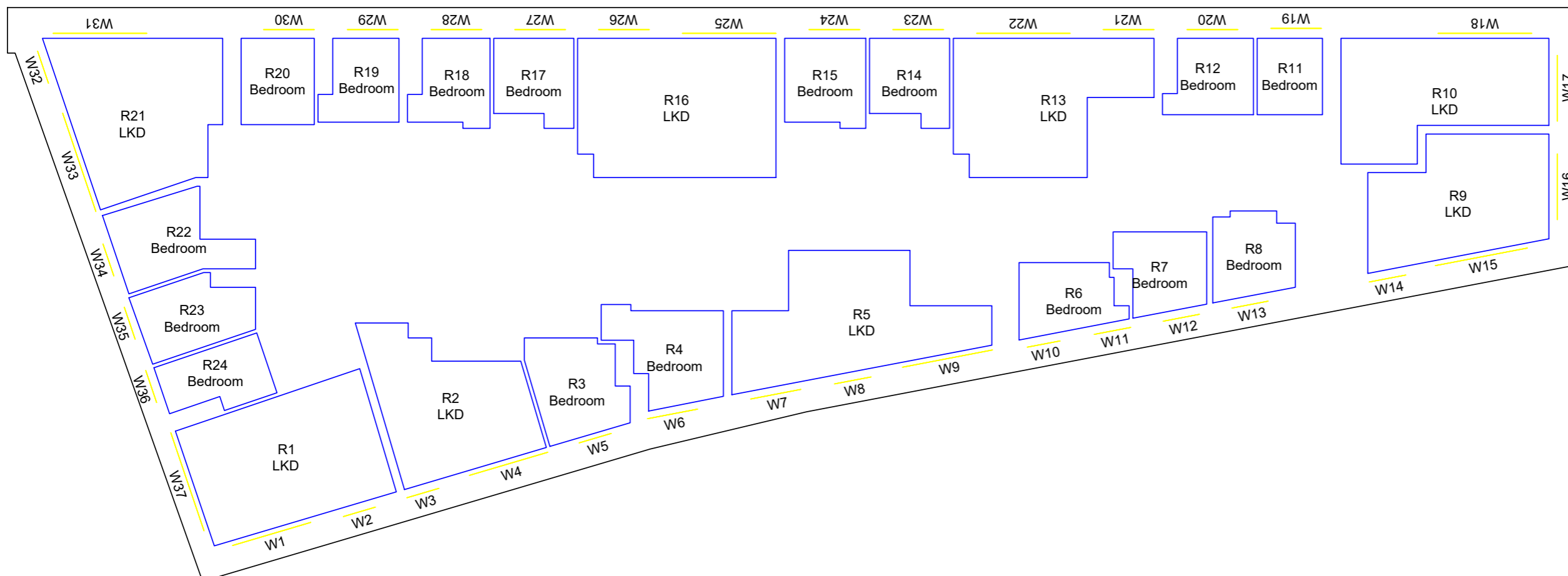
Stag Brewery East end 15-09-16.dwg
 Received 16/09/16
 11263_Stag Brewery_MASTER.dwg
 Received 19/09/16
 Stag Brewery West end 22-09-16 Pt1.dwg
 Received 22/09/16
 Stag Brewery West end 23-09-16.dwg
 Received 23/09/16
 The Ship PH.dwg
 Received 28/09/16
 Jolly Gardeners.dwg
 Received 11/10/16

SQUIRE & PARTNERS

18125-SQP-ZZ-ZZ-M3-A-0001.dwg
 18125_C645_B02_P_00_001_B.dwg
 18125_C645_B02_P_07_001_B.dwg
 18125_C645_B02_P_08_001_B.dwg
 18125_C645_B02_P_09_001_B.dwg
 18125_C645_B03_P_00_001_B.dwg
 18125_C645_B03_P_05_001_B.dwg
 18125_C645_B03_P_06_001_B.dwg
 18125_C645_B06_P_00_001_B.dwg
 18125_C645_B06_P_04_001_B.dwg
 Received 24/03/2020
 18125_G100_P2_P_RF_001_-.dwg
 Received 08/04/2020

EB7 Ltd

Site Photographs
 Ordinance Survey



NORTH



Project The Stag Brewery
 London
 SW14 7ET

Title Block 10
 First to Fourth Floor
 Room Layout

Drawn AD Checked --

Date 14/04/2020 Project 2201

Rel no. 15 Prefix ID01 Page no. 42

Sources of information

APR SERVICES

Topographical Survey.pdf
 Received 22/09/16

CLOUD 10

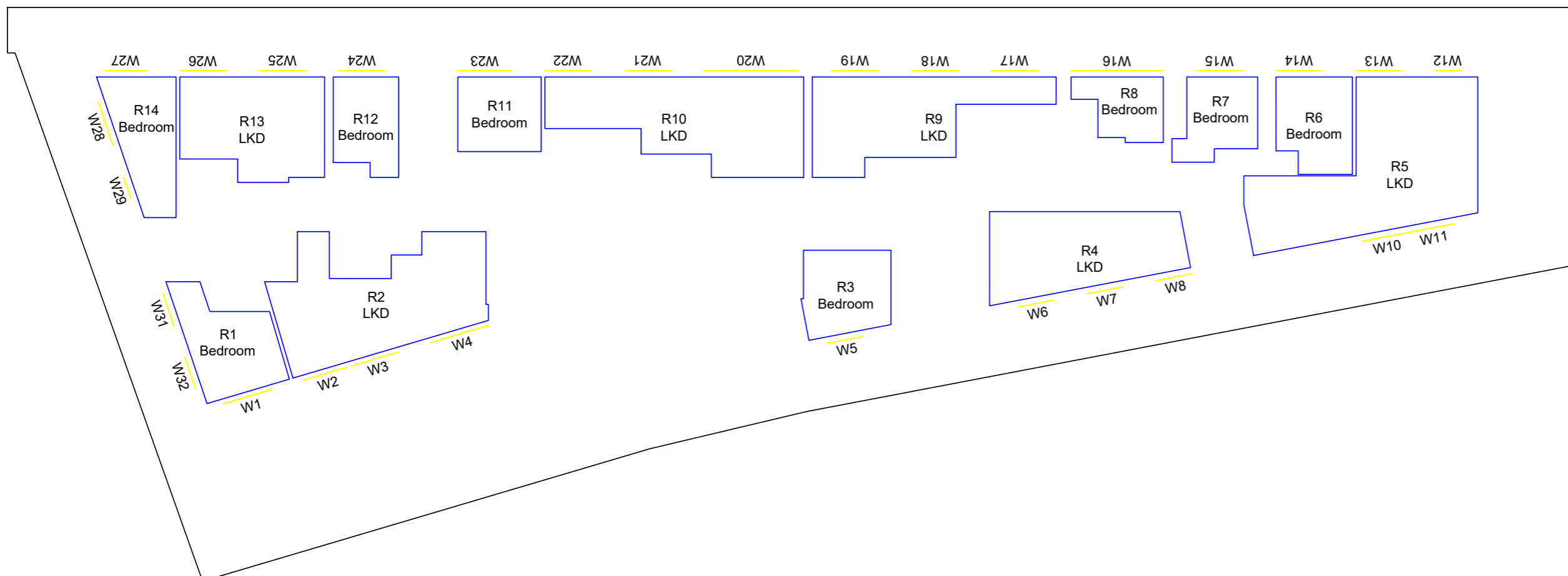
Stag Brewery East end 15-09-16.dwg
 Received 16/09/16
 11263_Stag Brewery_MASTER.dwg
 Received 19/09/16
 Stag Brewery West end 22-09-16 Pt1.dwg
 Received 22/09/16
 Stag Brewery West end 23-09-16.dwg
 Received 23/09/16
 The Ship PH.dwg
 Received 28/09/16
 Jolly Gardeners.dwg
 Received 11/10/16

SQUIRE & PARTNERS

18125-SQP-ZZ-ZZ-M3-A-0001.dwg
 18125_C645_B02_P_00_001_B.dwg
 18125_C645_B02_P_07_001_B.dwg
 18125_C645_B02_P_08_001_B.dwg
 18125_C645_B02_P_09_001_B.dwg
 18125_C645_B03_P_00_001_B.dwg
 18125_C645_B03_P_05_001_B.dwg
 18125_C645_B03_P_06_001_B.dwg
 18125_C645_B06_P_00_001_B.dwg
 18125_C645_B06_P_04_001_B.dwg
 Received 24/03/2020
 18125_G100_P2_P_RF_001_-.dwg
 Received 08/04/2020

EB7 Ltd

Site Photographs
 Ordinance Survey



NORTH



Project The Stag Brewery
 London
 SW14 7ET

Title Block 10
 Fifth Floor
 Room Layout

Drawn AD Checked --

Date 14/04/2020 Project 2201

Rel no. 15 Prefix ID01 Page no. 43

Sources of information

APR SERVICES

Topographical Survey.pdf
 Received 22/09/16

CLOUD 10

Stag Brewery East end 15-09-16.dwg
 Received 16/09/16
 11263_Stag Brewery_MASTER.dwg
 Received 19/09/16
 Stag Brewery West end 22-09-16 Pt1.dwg
 Received 22/09/16
 Stag Brewery West end 23-09-16.dwg
 Received 23/09/16
 The Ship PH.dwg
 Received 28/09/16
 Jolly Gardeners.dwg
 Received 11/10/16

SQUIRE & PARTNERS

18125-SQP-ZZ-ZZ-M3-A-0001.dwg
 18125_C645_B02_P_00_001_B.dwg
 18125_C645_B02_P_07_001_B.dwg
 18125_C645_B02_P_08_001_B.dwg
 18125_C645_B02_P_09_001_B.dwg
 18125_C645_B03_P_00_001_B.dwg
 18125_C645_B03_P_05_001_B.dwg
 18125_C645_B03_P_06_001_B.dwg
 18125_C645_B06_P_00_001_B.dwg
 18125_C645_B06_P_04_001_B.dwg
 Received 24/03/2020
 18125_G100_P2_P_RF_001_-.dwg
 Received 08/04/2020

EB7 Ltd

Site Photographs
 Ordinance Survey

NORTH



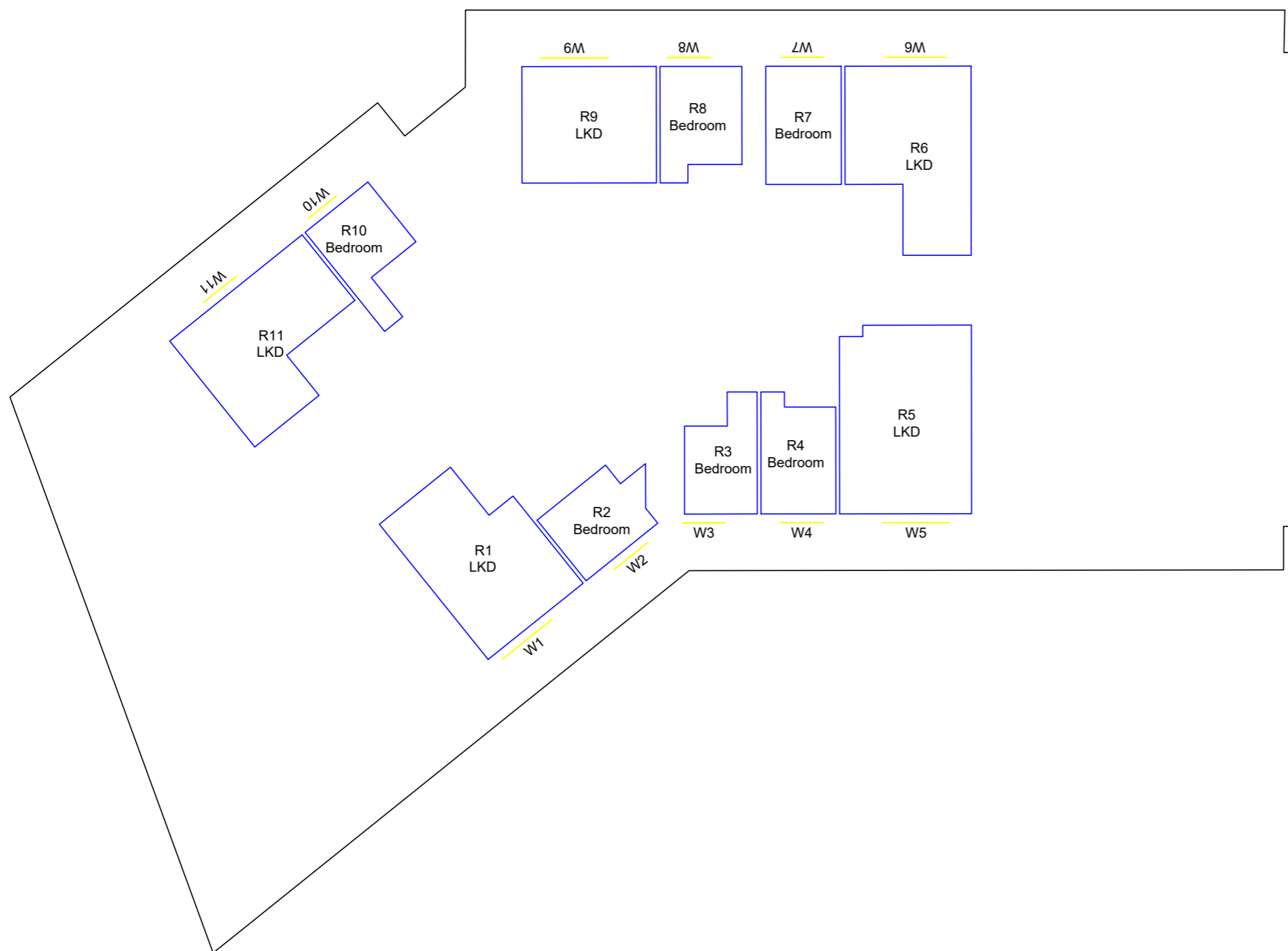
Project The Stag Brewery
 London
 SW14 7ET

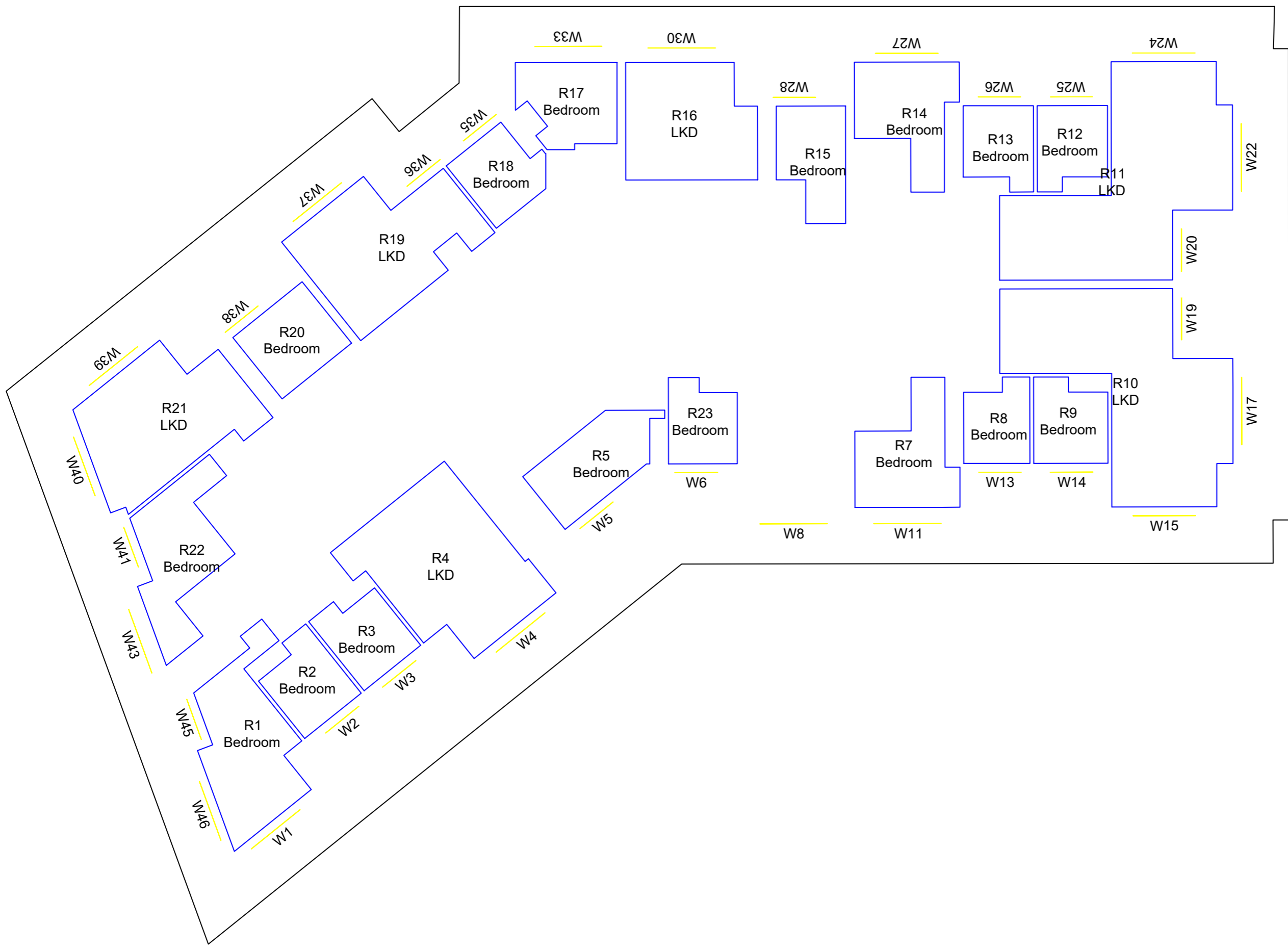
Title Block 11
 Ground Floor
 Room Layout

Drawn AD Checked --

Date 14/04/2020 Project 2201

Rel no. 15 Prefix ID01 Page no. 44





Sources of information

APR SERVICES
 Topographical Survey.pdf
 Received 22/09/16

CLOUD 10
 Stag Brewery East end 15-09-16.dwg
 Received 16/09/16
 11263_Stag Brewery_MASTER.dwg
 Received 19/09/16
 Stag Brewery West end 22-09-16 Pt1.dwg
 Received 22/09/16
 Stag Brewery West end 23-09-16.dwg
 Received 23/09/16
 The Ship PH.dwg
 Received 28/09/16
 Jolly Gardeners.dwg
 Received 11/10/16

SQUIRE & PARTNERS
 18125-SQP-ZZ-ZZ-M3-A-0001.dwg
 18125_C645_B02_P_00_001_B.dwg
 18125_C645_B02_P_07_001_B.dwg
 18125_C645_B02_P_08_001_B.dwg
 18125_C645_B02_P_09_001_B.dwg
 18125_C645_B03_P_00_001_B.dwg
 18125_C645_B03_P_05_001_B.dwg
 18125_C645_B03_P_06_001_B.dwg
 18125_C645_B06_P_00_001_B.dwg
 18125_C645_B06_P_04_001_B.dwg
 Received 24/03/2020
 18125_G100_P2_P_RF_001_-.dwg
 Received 08/04/2020

EB7 Ltd
 Site Photographs
 Ordinance Survey



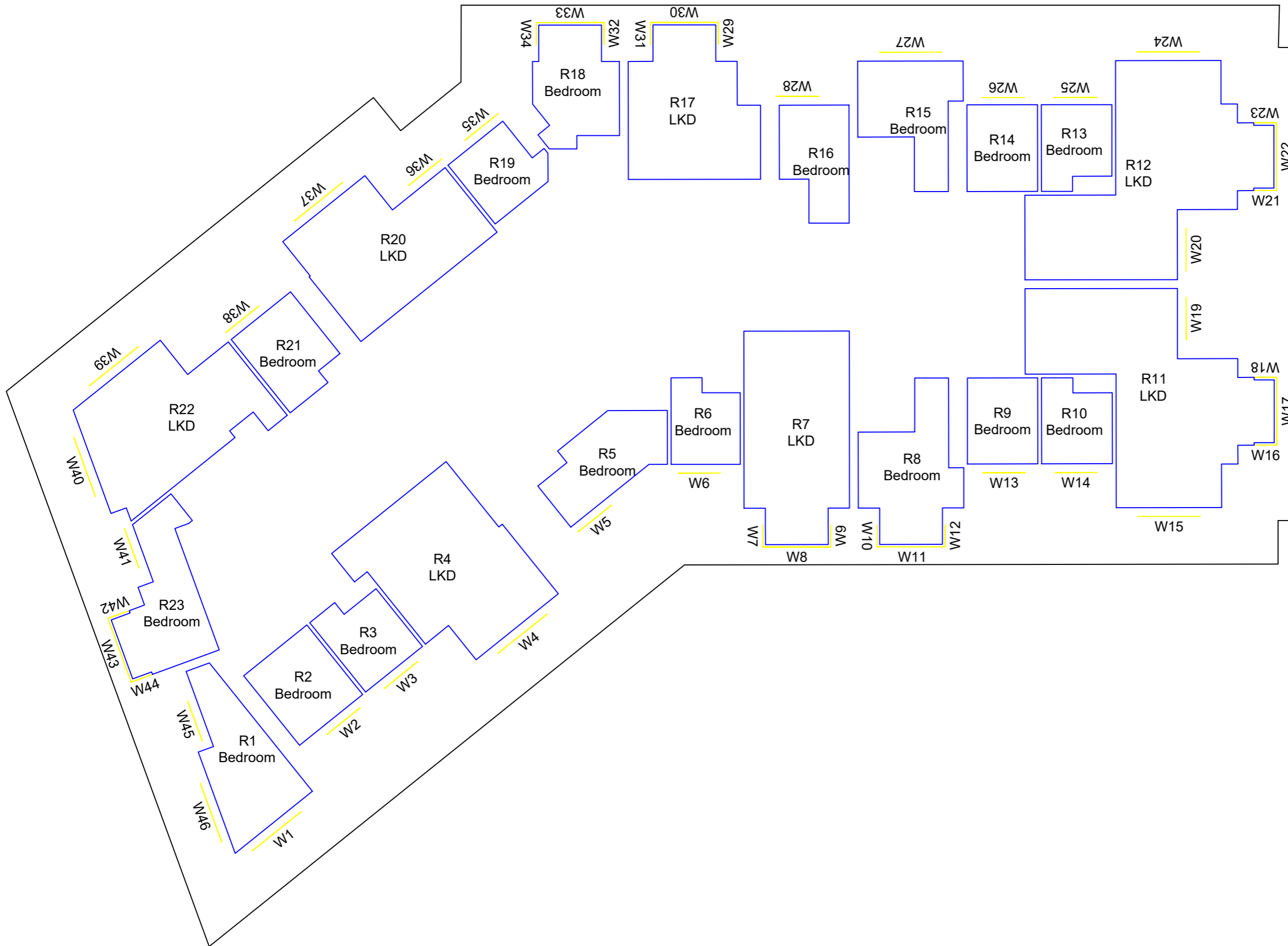
Project The Stag Brewery
 London
 SW14 7ET

Title Block 11
 First and Sixth Floor
 Room Layout

Drawn AD Checked --

Date 14/04/2020 Project 2201

Rel no. 15 Prefix ID01 Page no. 45



Sources of information

APR SERVICES

Topographical Survey.pdf
 Received 22/09/16

CLOUD 10

Stag Brewery East end 15-09-16.dwg
 Received 16/09/16
 11263_Stag Brewery_MASTER.dwg
 Received 19/09/16
 Stag Brewery West end 22-09-16 Pt1.dwg
 Received 22/09/16
 Stag Brewery West end 23-09-16.dwg
 Received 23/09/16
 The Ship PH.dwg
 Received 28/09/16
 Jolly Gardeners.dwg
 Received 11/10/16

SQUIRE & PARTNERS

18125-SQP-ZZ-ZZ-M3-A-0001.dwg
 18125_C645_B02_P_00_001_B.dwg
 18125_C645_B02_P_07_001_B.dwg
 18125_C645_B02_P_08_001_B.dwg
 18125_C645_B02_P_09_001_B.dwg
 18125_C645_B03_P_00_001_B.dwg
 18125_C645_B03_P_05_001_B.dwg
 18125_C645_B03_P_06_001_B.dwg
 18125_C645_B06_P_00_001_B.dwg
 18125_C645_B06_P_04_001_B.dwg
 Received 24/03/2020
 18125_G100_P2_P_RF_001_-.dwg
 Received 08/04/2020

EB7 Ltd

Site Photographs
 Ordinance Survey

NORTH



Project The Stag Brewery
 London
 SW14 7ET

Title Block 11
 Second to Fifth Floor
 Room Layout

Drawn AD Checked --

Date 14/04/2020 Project 2201

Rel no. 15 Prefix ID01 Page no. 46

Sources of information

APR SERVICES

Topographical Survey.pdf
 Received 22/09/16

CLOUD 10

Stag Brewery East end 15-09-16.dwg
 Received 16/09/16
 11263_Stag Brewery_MASTER.dwg
 Received 19/09/16
 Stag Brewery West end 22-09-16 Pt1.dwg
 Received 22/09/16
 Stag Brewery West end 23-09-16.dwg
 Received 23/09/16
 The Ship PH.dwg
 Received 28/09/16
 Jolly Gardeners.dwg
 Received 11/10/16

SQUIRE & PARTNERS

18125-SQP-ZZ-ZZ-M3-A-0001.dwg
 18125_C645_B02_P_00_001_B.dwg
 18125_C645_B02_P_07_001_B.dwg
 18125_C645_B02_P_08_001_B.dwg
 18125_C645_B02_P_09_001_B.dwg
 18125_C645_B03_P_00_001_B.dwg
 18125_C645_B03_P_05_001_B.dwg
 18125_C645_B03_P_06_001_B.dwg
 18125_C645_B06_P_00_001_B.dwg
 18125_C645_B06_P_04_001_B.dwg
 Received 24/03/2020
 18125_G100_P2_P_RF_001_-.dwg
 Received 08/04/2020

EB7 Ltd

Site Photographs
 Ordinance Survey

NORTH



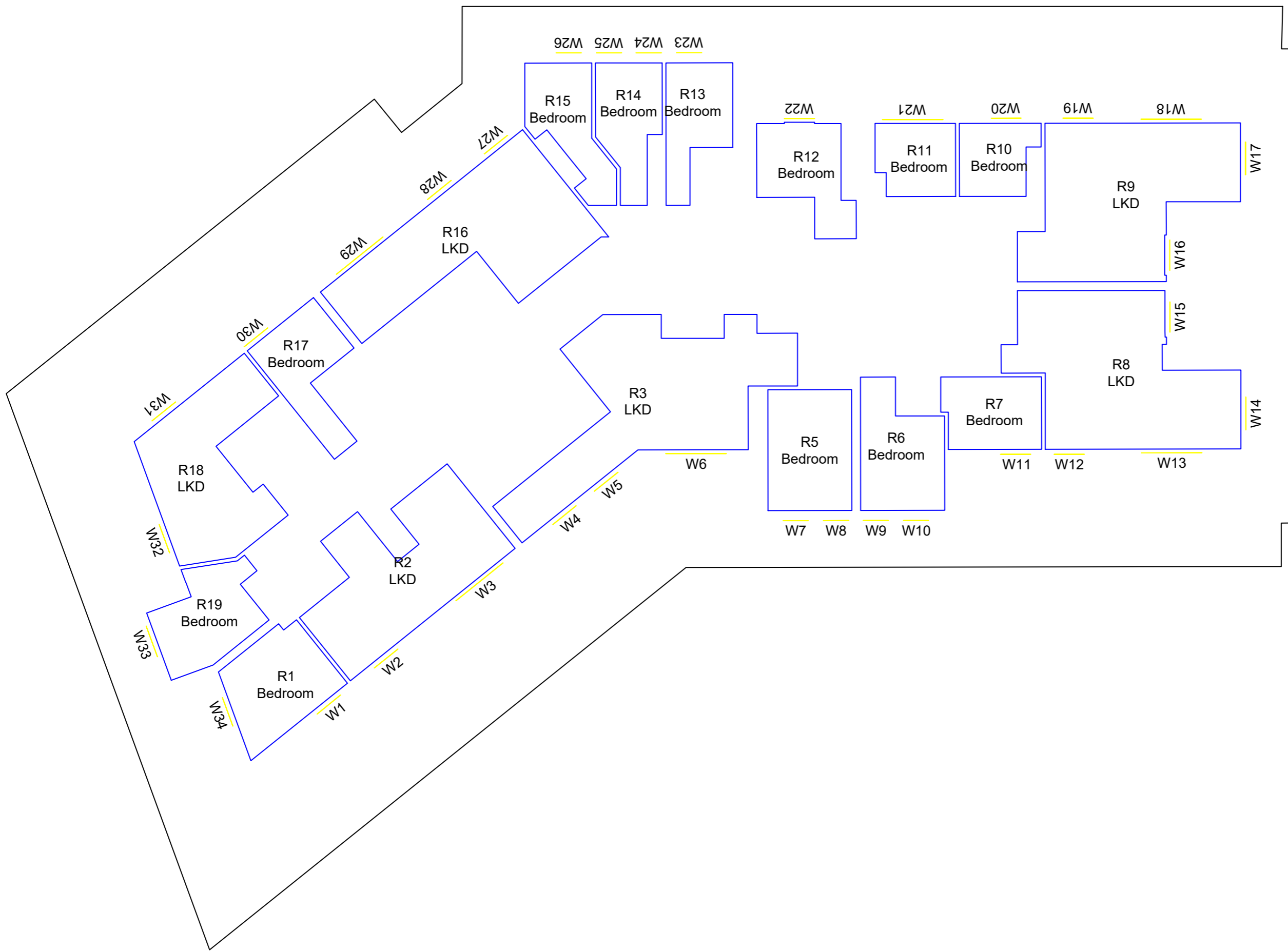
Project The Stag Brewery
 London
 SW14 7ET

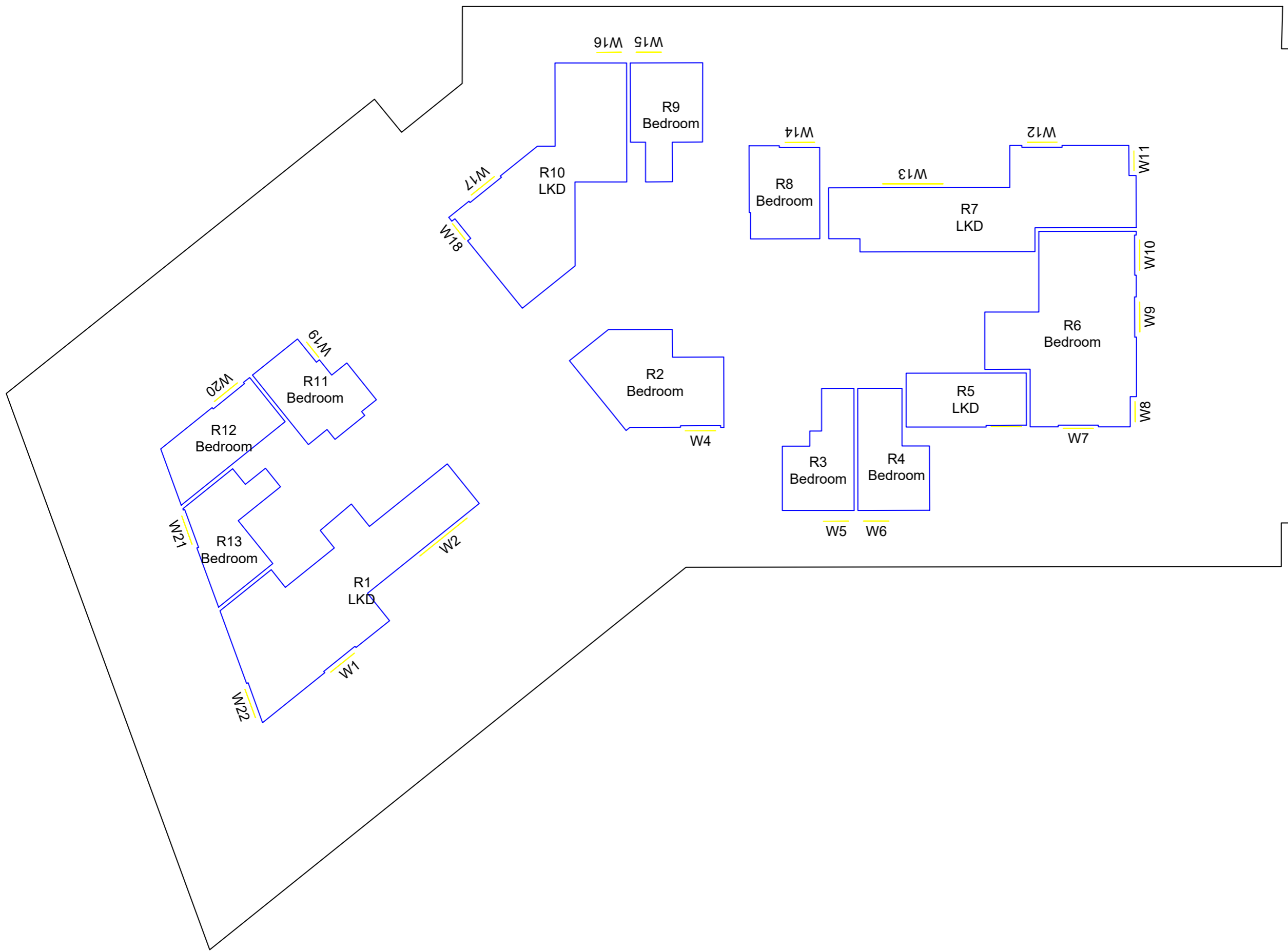
Title Block 11
 Seventh Floor
 Room Layout

Drawn AD Checked --

Date 14/04/2020 Project 2201

Rel no. 15 Prefix ID01 Page no. 47





Sources of information

APR SERVICES

Topographical Survey.pdf
 Received 22/09/16

CLOUD 10

Stag Brewery East end 15-09-16.dwg
 Received 16/09/16
 11263_Stag Brewery_MASTER.dwg
 Received 19/09/16
 Stag Brewery West end 22-09-16 Pt1.dwg
 Received 22/09/16
 Stag Brewery West end 23-09-16.dwg
 Received 23/09/16
 The Ship PH.dwg
 Received 28/09/16
 Jolly Gardeners.dwg
 Received 11/10/16

SQUIRE & PARTNERS

18125-SQP-ZZ-ZZ-M3-A-0001.dwg
 18125_C645_B02_P_00_001_B.dwg
 18125_C645_B02_P_07_001_B.dwg
 18125_C645_B02_P_08_001_B.dwg
 18125_C645_B02_P_09_001_B.dwg
 18125_C645_B03_P_00_001_B.dwg
 18125_C645_B03_P_05_001_B.dwg
 18125_C645_B03_P_06_001_B.dwg
 18125_C645_B06_P_00_001_B.dwg
 18125_C645_B06_P_04_001_B.dwg
 Received 24/03/2020
 18125_G100_P2_P_RF_001_-.dwg
 Received 08/04/2020

EB7 Ltd

Site Photographs
 Ordinance Survey

NORTH



Project The Stag Brewery
 London
 SW14 7ET

Title Block 11
 Eighth Floor
 Room Layout

Drawn AD Checked --

Date 14/04/2020 Project 2201

Rel no. 15 Prefix ID01 Page no. 48

Sources of information

APR SERVICES

Topographical Survey.pdf
 Received 22/09/16

CLOUD 10

Stag Brewery East end 15-09-16.dwg
 Received 16/09/16
 11263_Stag Brewery_MASTER.dwg
 Received 19/09/16
 Stag Brewery West end 22-09-16 Pt1.dwg
 Received 22/09/16
 Stag Brewery West end 23-09-16.dwg
 Received 23/09/16
 The Ship PH.dwg
 Received 28/09/16
 Jolly Gardeners.dwg
 Received 11/10/16

SQUIRE & PARTNERS

18125-SQP-ZZ-ZZ-M3-A-0001.dwg
 18125_C645_B02_P_00_001_B.dwg
 18125_C645_B02_P_07_001_B.dwg
 18125_C645_B02_P_08_001_B.dwg
 18125_C645_B02_P_09_001_B.dwg
 18125_C645_B03_P_00_001_B.dwg
 18125_C645_B03_P_05_001_B.dwg
 18125_C645_B03_P_06_001_B.dwg
 18125_C645_B06_P_00_001_B.dwg
 18125_C645_B06_P_04_001_B.dwg
 Received 24/03/2020
 18125_G100_P2_P_RF_001_-.dwg
 Received 08/04/2020

EB7 Ltd

Site Photographs
 Ordinance Survey

NORTH



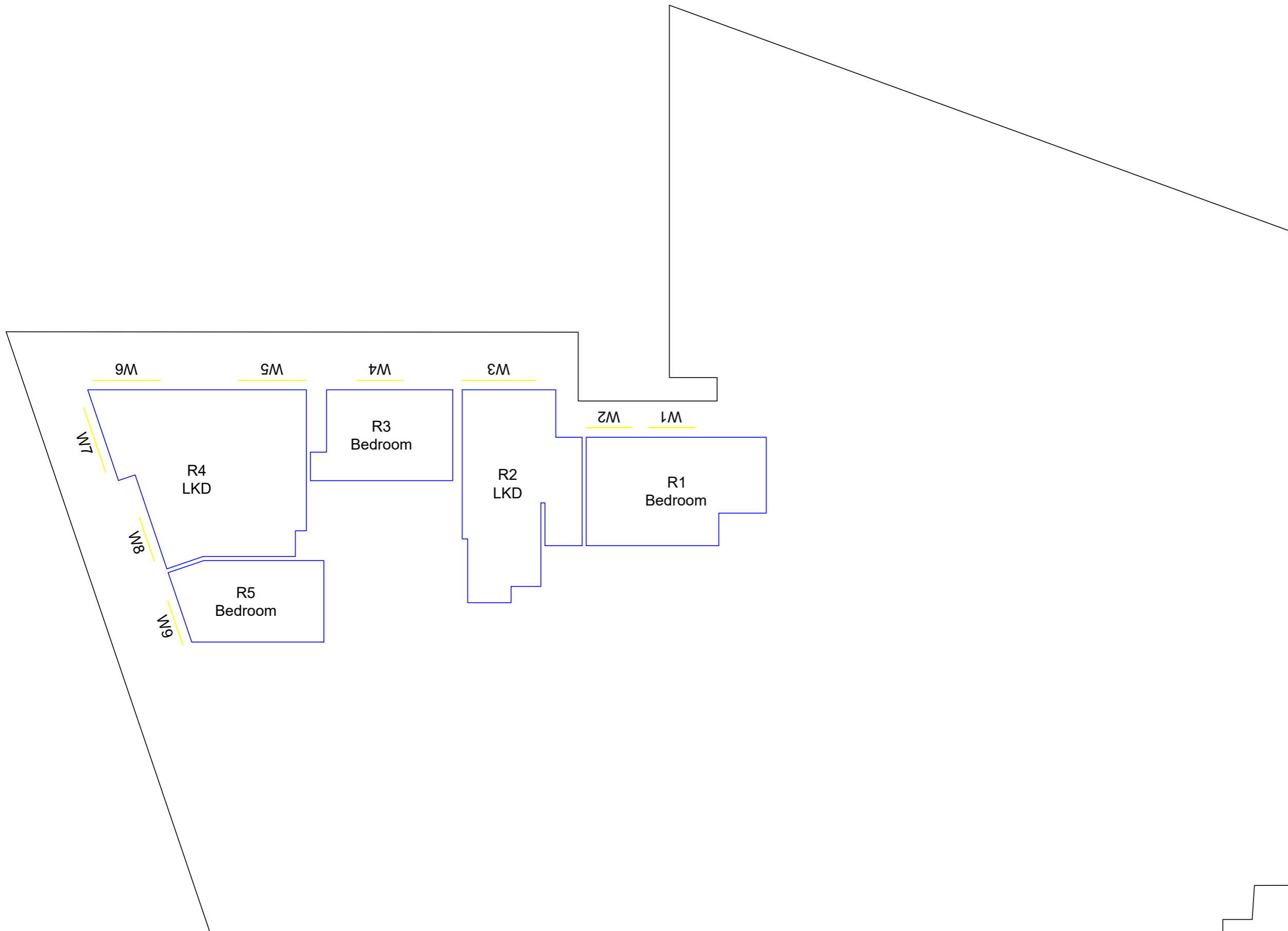
Project The Stag Brewery
 London
 SW14 7ET

Title Block 12
 Ground Floor
 Room Layout

Drawn AD Checked --

Date 14/04/2020 Project 2201

Rel no. 15 Prefix ID01 Page no. 49



Sources of information

APR SERVICES

Topographical Survey.pdf
 Received 22/09/16

CLOUD 10

Stag Brewery East end 15-09-16.dwg
 Received 16/09/16
 11263_Stag Brewery_MASTER.dwg
 Received 19/09/16
 Stag Brewery West end 22-09-16 Pt1.dwg
 Received 22/09/16
 Stag Brewery West end 23-09-16.dwg
 Received 23/09/16
 The Ship PH.dwg
 Received 28/09/16
 Jolly Gardeners.dwg
 Received 11/10/16

SQUIRE & PARTNERS

18125-SQP-ZZ-ZZ-M3-A-0001.dwg
 18125_C645_B02_P_00_001_B.dwg
 18125_C645_B02_P_07_001_B.dwg
 18125_C645_B02_P_08_001_B.dwg
 18125_C645_B02_P_09_001_B.dwg
 18125_C645_B03_P_00_001_B.dwg
 18125_C645_B03_P_05_001_B.dwg
 18125_C645_B03_P_06_001_B.dwg
 18125_C645_B06_P_00_001_B.dwg
 18125_C645_B06_P_04_001_B.dwg
 Received 24/03/2020
 18125_G100_P2_P_RF_001_-.dwg
 Received 08/04/2020

EB7 Ltd

Site Photographs
 Ordinance Survey

NORTH



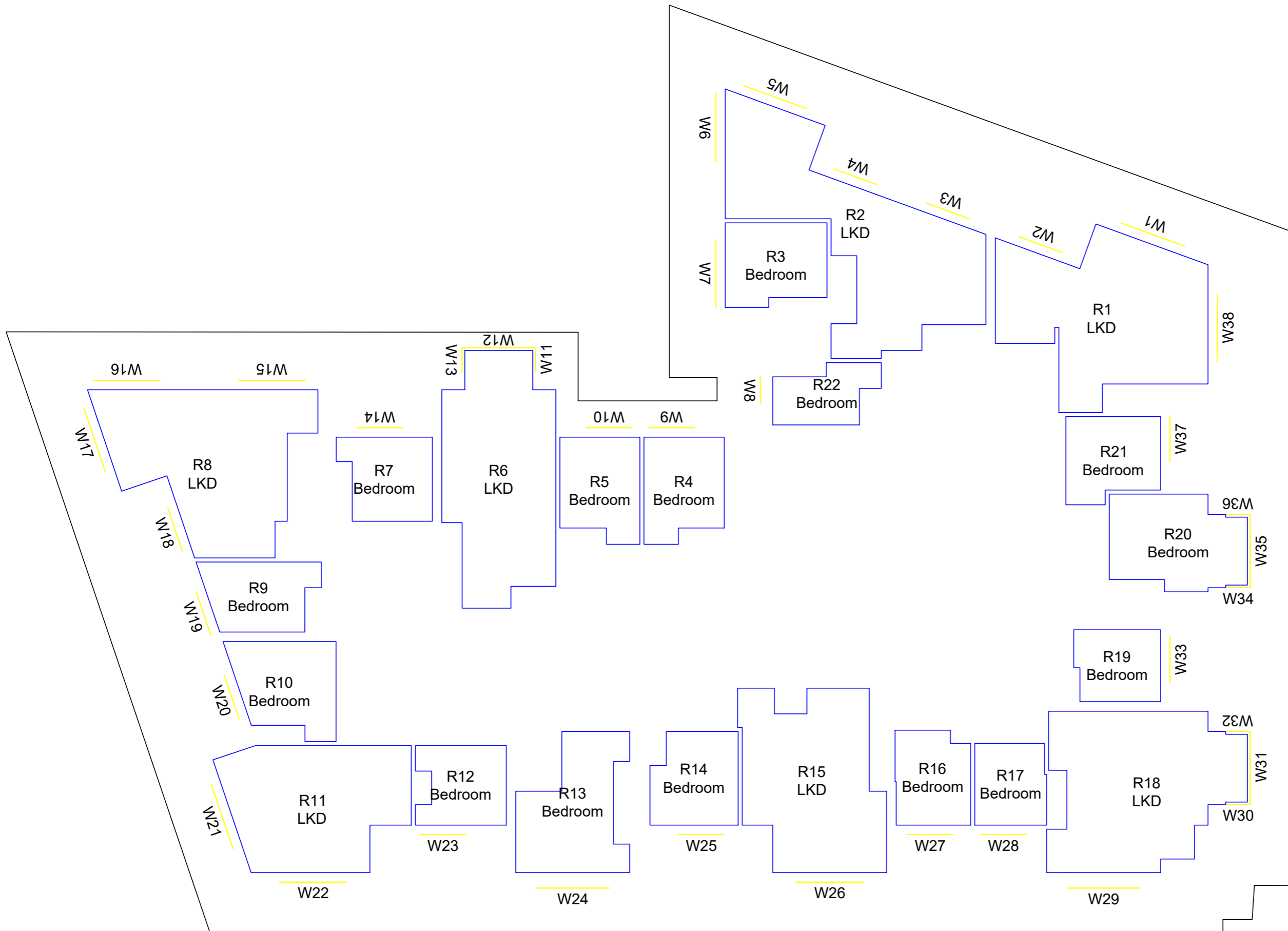
Project The Stag Brewery
 London
 SW14 7ET

Title Block 12
 First to Fourth Floor
 Room Layout

Drawn AD Checked --

Date 14/04/2020 Project 2201

Rel no. 15 Prefix ID01 Page no. 50



Sources of information

APR SERVICES

Topographical Survey.pdf
 Received 22/09/16

CLOUD 10

Stag Brewery East end 15-09-16.dwg
 Received 16/09/16
 11263_Stag Brewery_MASTER.dwg
 Received 19/09/16
 Stag Brewery West end 22-09-16 Pt1.dwg
 Received 22/09/16
 Stag Brewery West end 23-09-16.dwg
 Received 23/09/16
 The Ship PH.dwg
 Received 28/09/16
 Jolly Gardeners.dwg
 Received 11/10/16

SQUIRE & PARTNERS

18125-SQP-ZZ-ZZ-M3-A-0001.dwg
 18125_C645_B02_P_00_001_B.dwg
 18125_C645_B02_P_07_001_B.dwg
 18125_C645_B02_P_08_001_B.dwg
 18125_C645_B02_P_09_001_B.dwg
 18125_C645_B03_P_00_001_B.dwg
 18125_C645_B03_P_05_001_B.dwg
 18125_C645_B03_P_06_001_B.dwg
 18125_C645_B06_P_00_001_B.dwg
 18125_C645_B06_P_04_001_B.dwg
 Received 24/03/2020
 18125_G100_P2_P_RF_001_-.dwg
 Received 08/04/2020

EB7 Ltd

Site Photographs
 Ordnance Survey

NORTH



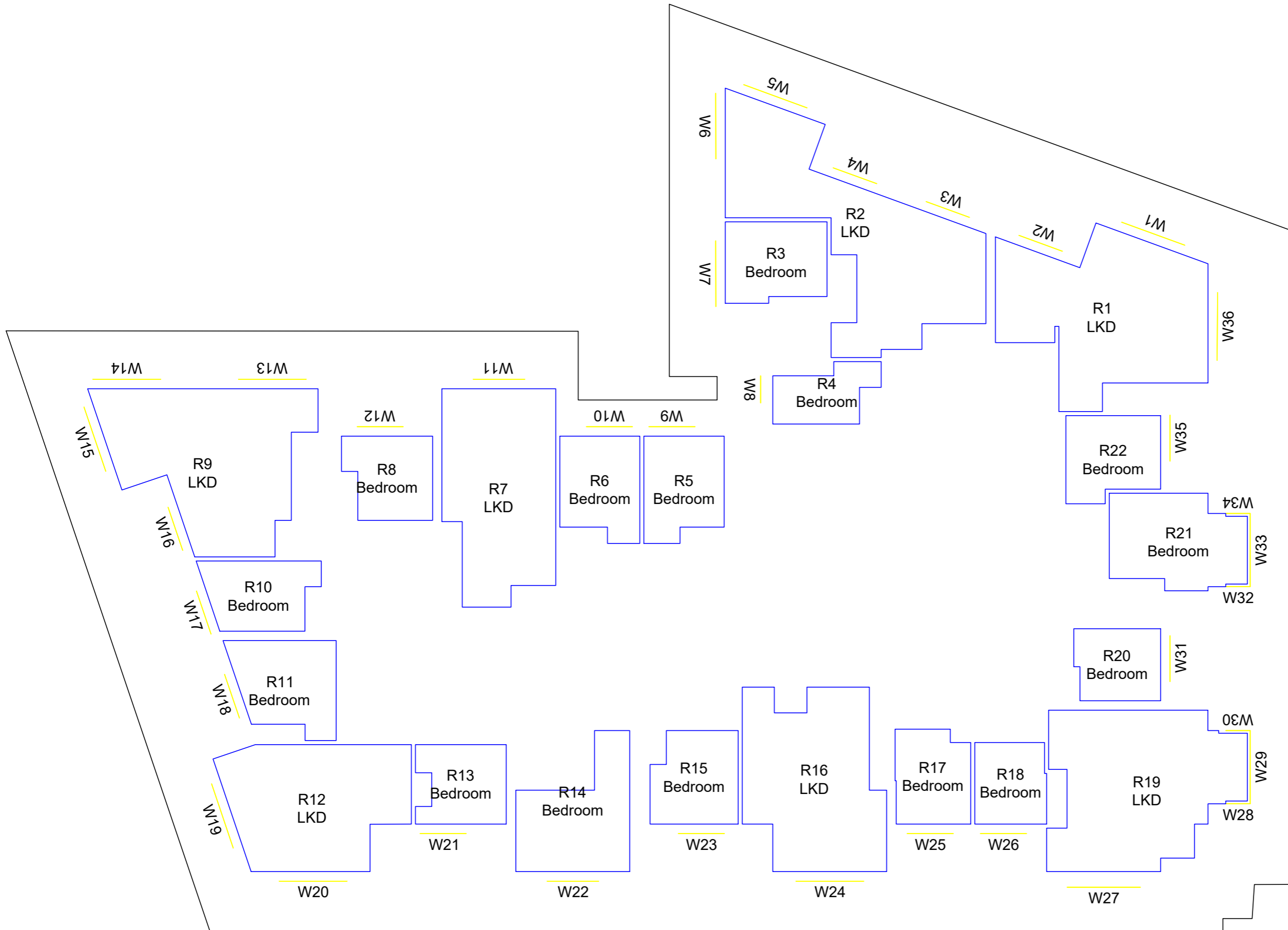
Project The Stag Brewery
 London
 SW14 7ET

Title Block 12
 Fifth Floor
 Room Layout

Drawn AD Checked --

Date 14/04/2020 Project 2201

Rel no. 15 Prefix ID01 Page no. 51



Sources of information

APR SERVICES

Topographical Survey.pdf
 Received 22/09/16

CLOUD 10

Stag Brewery East end 15-09-16.dwg
 Received 16/09/16
 11263_Stag Brewery_MASTER.dwg
 Received 19/09/16
 Stag Brewery West end 22-09-16 Pt1.dwg
 Received 22/09/16
 Stag Brewery West end 23-09-16.dwg
 Received 23/09/16
 The Ship PH.dwg
 Received 28/09/16
 Jolly Gardeners.dwg
 Received 11/10/16

SQUIRE & PARTNERS

18125-SQP-ZZ-ZZ-M3-A-0001.dwg
 18125_C645_B02_P_00_001_B.dwg
 18125_C645_B02_P_07_001_B.dwg
 18125_C645_B02_P_08_001_B.dwg
 18125_C645_B02_P_09_001_B.dwg
 18125_C645_B03_P_00_001_B.dwg
 18125_C645_B03_P_05_001_B.dwg
 18125_C645_B03_P_06_001_B.dwg
 18125_C645_B06_P_00_001_B.dwg
 18125_C645_B06_P_04_001_B.dwg
 Received 24/03/2020
 18125_G100_P2_P_RF_001_-.dwg
 Received 08/04/2020

EB7 Ltd

Site Photographs
 Ordinance Survey

NORTH



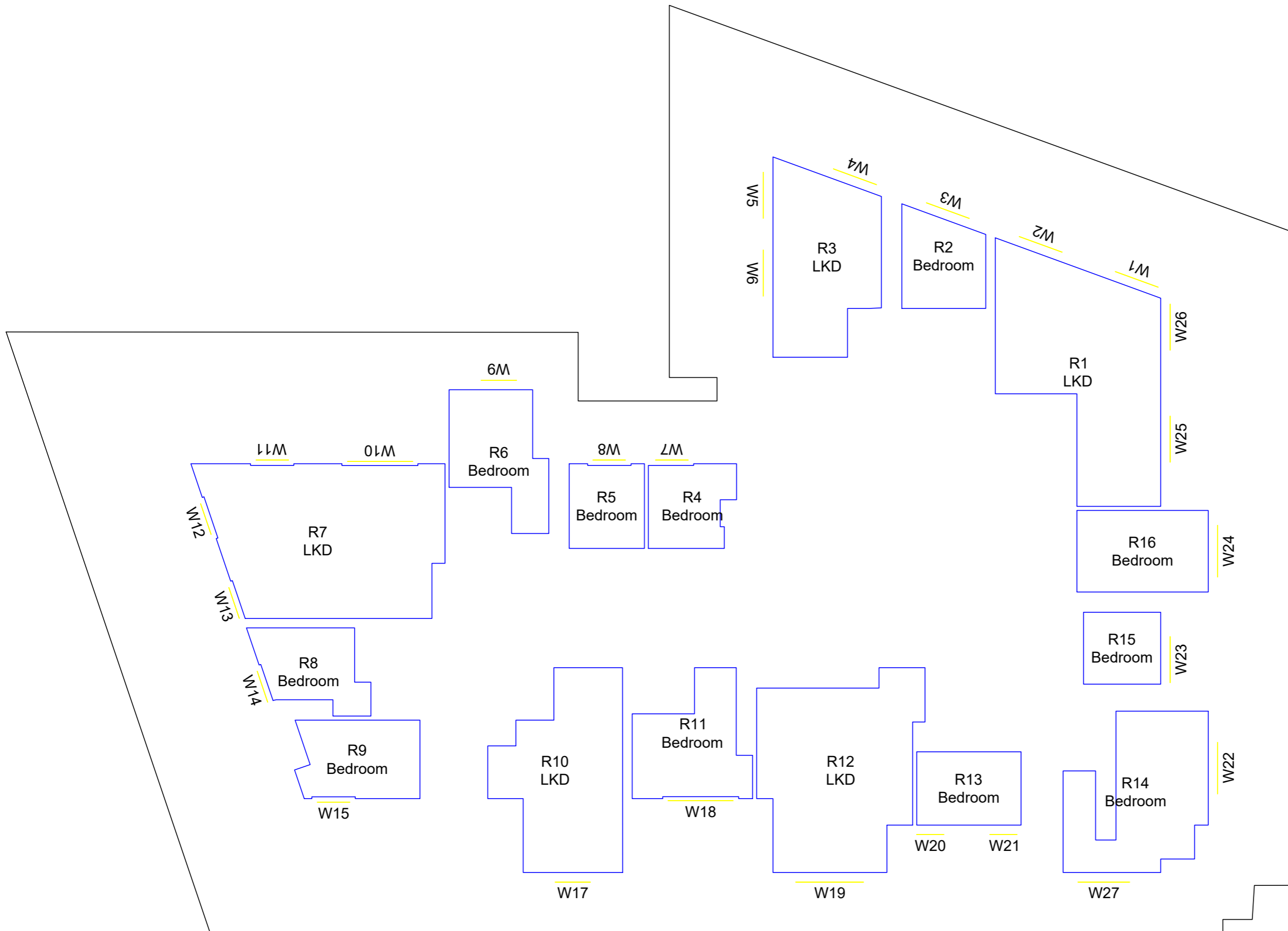
Project The Stag Brewery
 London
 SW14 7ET

Title Block 12
 Sixth Floor
 Room Layout

Drawn AD Checked --

Date 14/04/2020 Project 2201

Rel no. 15 Prefix ID01 Page no. 52



Sources of information

APR SERVICES

Topographical Survey.pdf
 Received 22/09/16

CLOUD 10

Stag Brewery East end 15-09-16.dwg
 Received 16/09/16
 11263_Stag Brewery_MASTER.dwg
 Received 19/09/16
 Stag Brewery West end 22-09-16 Pt1.dwg
 Received 22/09/16
 Stag Brewery West end 23-09-16.dwg
 Received 23/09/16
 The Ship PH.dwg
 Received 28/09/16
 Jolly Gardeners.dwg
 Received 11/10/16

SQUIRE & PARTNERS

18125-SQP-ZZ-ZZ-M3-A-0001.dwg
 18125_C645_B02_P_00_001_B.dwg
 18125_C645_B02_P_07_001_B.dwg
 18125_C645_B02_P_08_001_B.dwg
 18125_C645_B02_P_09_001_B.dwg
 18125_C645_B03_P_00_001_B.dwg
 18125_C645_B03_P_05_001_B.dwg
 18125_C645_B03_P_06_001_B.dwg
 18125_C645_B06_P_00_001_B.dwg
 18125_C645_B06_P_04_001_B.dwg
 Received 24/03/2020
 18125_G100_P2_P_RF_001_-.dwg
 Received 08/04/2020

EB7 Ltd

Site Photographs
 Ordinance Survey

NORTH



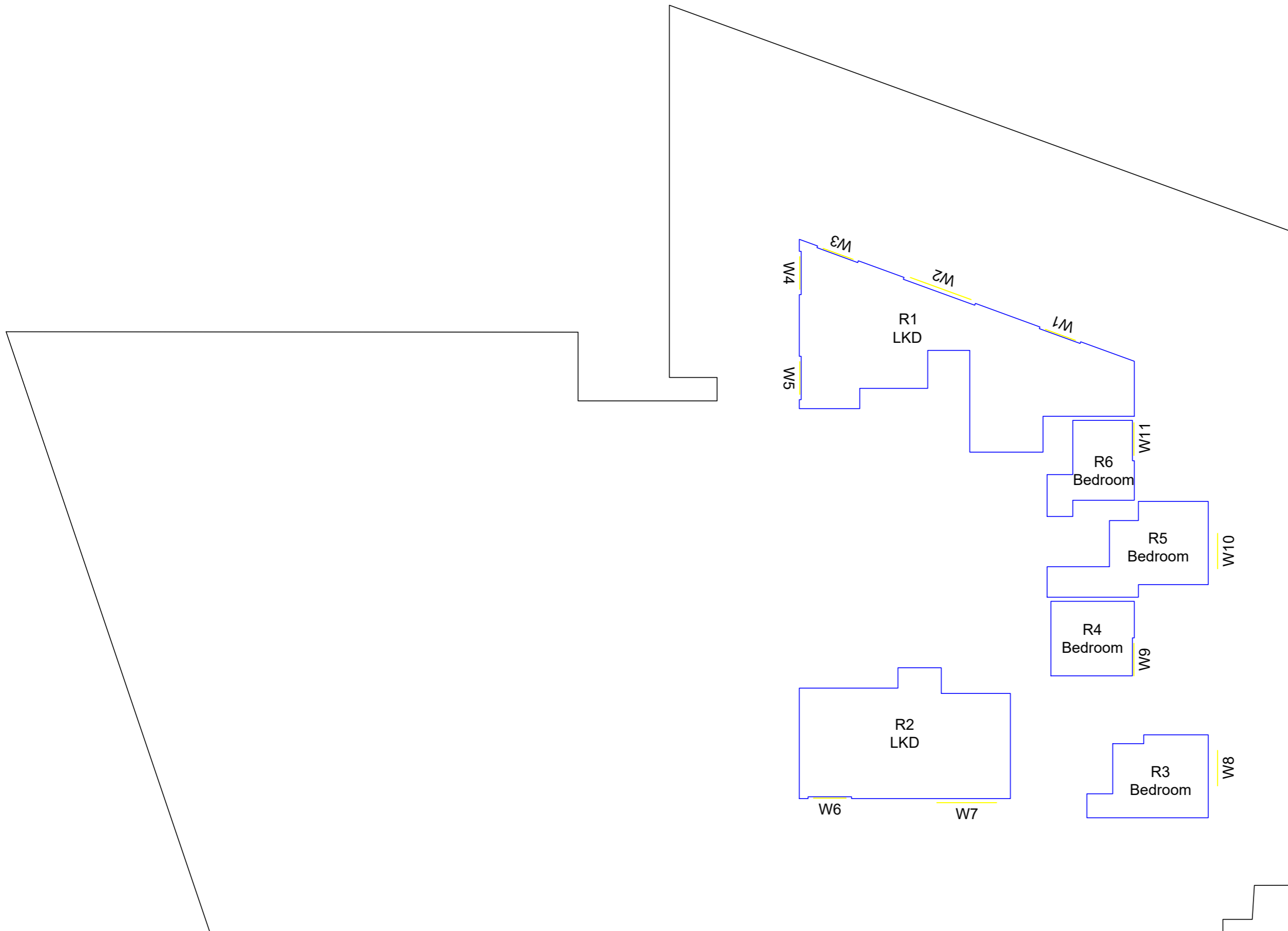
Project The Stag Brewery
 London
 SW14 7ET

Title Block 12
 Seventh Floor
 Room Layout

Drawn AD Checked --

Date 14/04/2020 Project 2201

Rel no. 15 Prefix ID01 Page no. 53



Sources of information

APR SERVICES

Topographical Survey.pdf
 Received 22/09/16

CLOUD 10

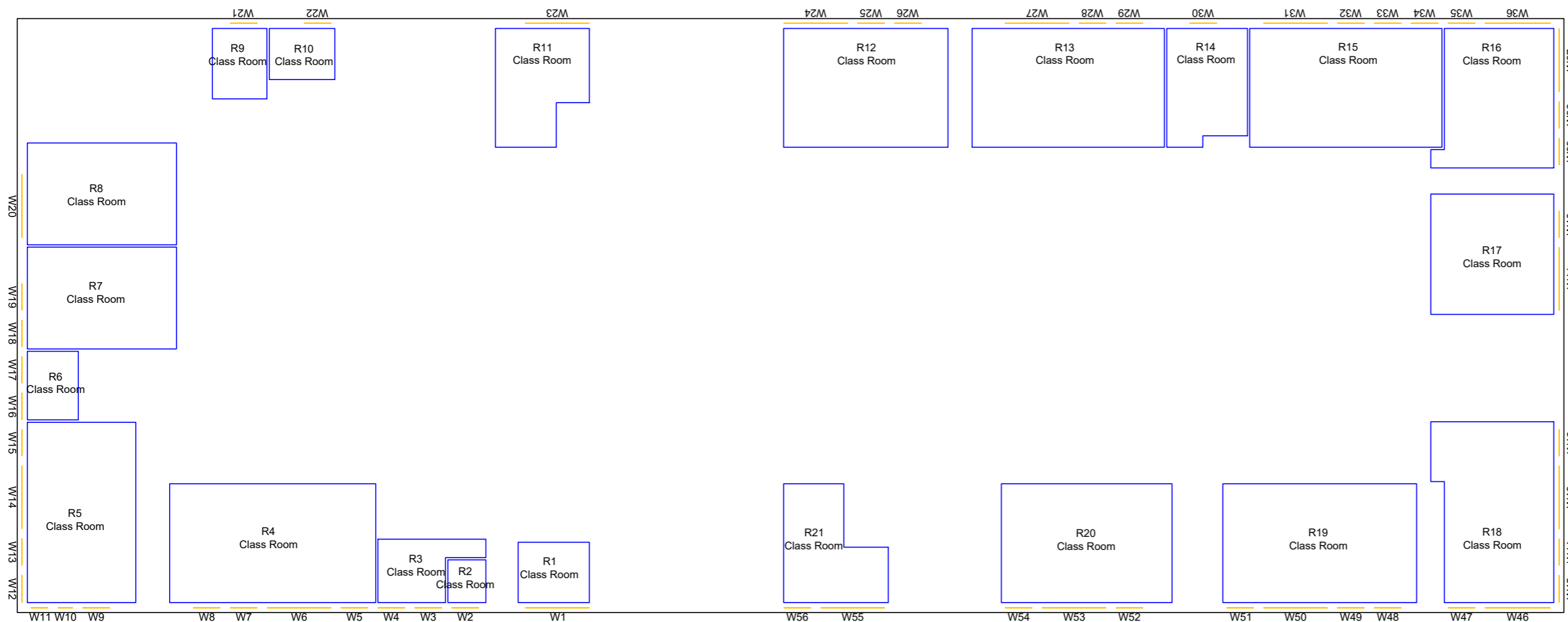
Stag Brewery East end 15-09-16.dwg
 Received 16/09/16
 11263_Stag Brewery_MASTER.dwg
 Received 19/09/16
 Stag Brewery West end 22-09-16 Pt1.dwg
 Received 22/09/16
 Stag Brewery West end 23-09-16.dwg
 Received 23/09/16
 The Ship PH.dwg
 Received 28/09/16
 Jolly Gardeners.dwg
 Received 11/10/16

SQUIRE & PARTNERS

18125-SQP-ZZ-ZZ-M3-A-0001.dwg
 18125_C645_B02_P_00_001_B.dwg
 18125_C645_B02_P_07_001_B.dwg
 18125_C645_B02_P_08_001_B.dwg
 18125_C645_B02_P_09_001_B.dwg
 18125_C645_B03_P_00_001_B.dwg
 18125_C645_B03_P_05_001_B.dwg
 18125_C645_B03_P_06_001_B.dwg
 18125_C645_B06_P_00_001_B.dwg
 18125_C645_B06_P_04_001_B.dwg
 Received 24/03/2020
 18125_G100_P2_P_RF_001_-.dwg
 Received 08/04/2020

EB7 Ltd

Site Photographs
 Ordinance Survey



Project The Stag Brewery
 London
 SW14 7ET

Title School
 Ground Floor
 Room Layout

Drawn AD Checked --

Date 14/04/2020 Project 2201

Rel no. 15 Prefix ID01 Page no. 54

Sources of information

APR SERVICES

Topographical Survey.pdf
 Received 22/09/16

CLOUD 10

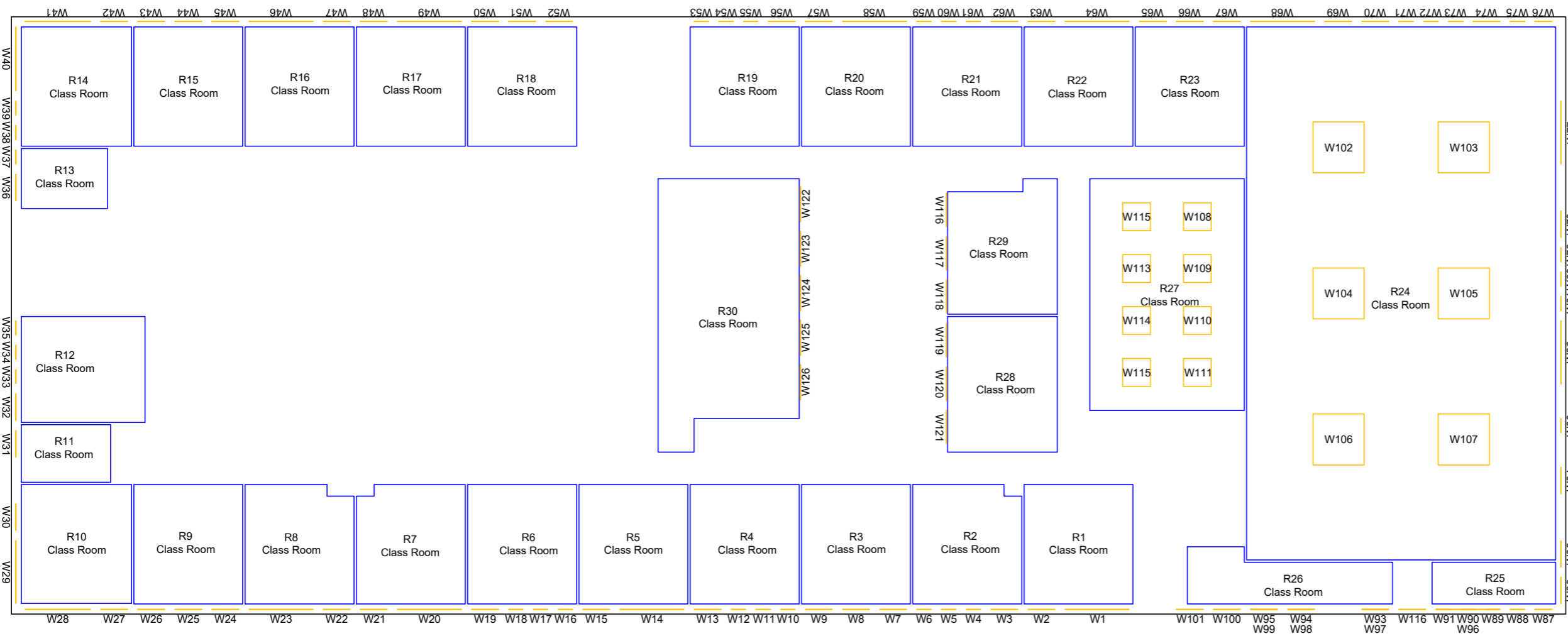
Stag Brewery East end 15-09-16.dwg
 Received 16/09/16
 11263_Stag Brewery_MASTER.dwg
 Received 19/09/16
 Stag Brewery West end 22-09-16 Pt1.dwg
 Received 22/09/16
 Stag Brewery West end 23-09-16.dwg
 Received 23/09/16
 The Ship PH.dwg
 Received 28/09/16
 Jolly Gardeners.dwg
 Received 11/10/16

SQUIRE & PARTNERS

18125-SQP-ZZ-ZZ-M3-A-0001.dwg
 18125_C645_B02_P_00_001_B.dwg
 18125_C645_B02_P_07_001_B.dwg
 18125_C645_B02_P_08_001_B.dwg
 18125_C645_B02_P_09_001_B.dwg
 18125_C645_B03_P_00_001_B.dwg
 18125_C645_B03_P_05_001_B.dwg
 18125_C645_B03_P_06_001_B.dwg
 18125_C645_B06_P_00_001_B.dwg
 18125_C645_B06_P_04_001_B.dwg
 Received 24/03/2020
 18125_G100_P2_P_RF_001_-.dwg
 Received 08/04/2020

EB7 Ltd

Site Photographs
 Ordinance Survey



Project The Stag Brewery
 London
 SW14 7ET

Title School
 First Floor
 Room Layout

Drawn AD Checked --

Date 14/04/2020 Project 2201

Rel no. 15 Prefix ID01 Page no. 55

Sources of information

APR SERVICES

Topographical Survey.pdf
 Received 22/09/16

CLOUD 10

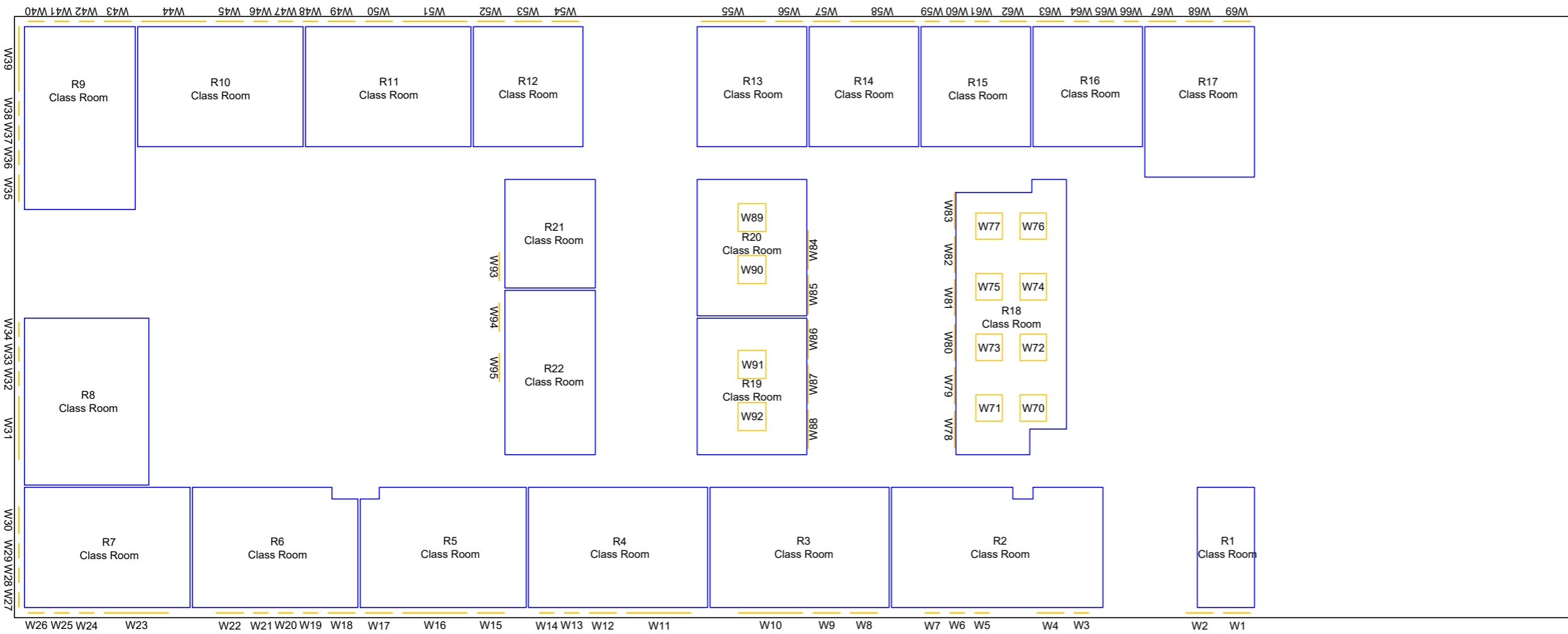
Stag Brewery East end 15-09-16.dwg
 Received 16/09/16
 11263_Stag Brewery_MASTER.dwg
 Received 19/09/16
 Stag Brewery West end 22-09-16 Pt1.dwg
 Received 22/09/16
 Stag Brewery West end 23-09-16.dwg
 Received 23/09/16
 The Ship PH.dwg
 Received 28/09/16
 Jolly Gardeners.dwg
 Received 11/10/16

SQUIRE & PARTNERS

18125-SQP-ZZ-ZZ-M3-A-0001.dwg
 18125_C645_B02_P_00_001_B.dwg
 18125_C645_B02_P_07_001_B.dwg
 18125_C645_B02_P_08_001_B.dwg
 18125_C645_B02_P_09_001_B.dwg
 18125_C645_B03_P_00_001_B.dwg
 18125_C645_B03_P_05_001_B.dwg
 18125_C645_B03_P_06_001_B.dwg
 18125_C645_B06_P_00_001_B.dwg
 18125_C645_B06_P_04_001_B.dwg
 Received 24/03/2020
 18125_G100_P2_P_RF_001_-.dwg
 Received 08/04/2020

EB7 Ltd

Site Photographs
 Ordinance Survey



Project The Stag Brewery
 London
 SW14 7ET

Title School
 Second Floor
 Room Layout

Drawn AD Checked --

Date 14/04/2020 Project 2201

Rel no. 15 Prefix ID01 Page no. 56



Sources of Information

Cloud 10 Limited

Measured Survey (laser scan)

APR SERVICES

Topographical Survey.pdf

Received 22/09/2016

Squire and Partners

Phase2

18125-SQP-ZZ-ZZ-M3-A-0001_rkl - 3D View - EXPORT FOR CONSULTANTS.dwg

Received 12/09/2019

191015_18125-SQP-ZZ-ZZ-M3-A-0001.dwg

Received: 15/10/2019

Detailed

18125-SQP-B12-ZZ-M3-A-0001.rvt

Received: 04/11/2019

191030_18125-SQP-B08-ZZ-M3-A-0001.rvt

Received: 31/10/2019

18125-SQP-B05-ZZ-M3-A-0001.rvt

18125-SQP-B06-ZZ-M3-A-0001.rvt

18125-SQP-B010-ZZ-M3-A-0001.rvt

Received: 15/10/2019

18125_C645_B01_P_00_001_A - BUILDING 01 - PROPOSED GROUND FLOOR PLAN.dwg

18125_C645_B01_P_01_001_A - BUILDING 01 - PROPOSED FIRST FLOOR PLAN.dwg

18125_C645_B01_P_02_001_A - BUILDING 01 - PROPOSED SECOND FLOOR PLAN.dwg

18125_C645_B01_P_03_001_A - BUILDING 01 - PROPOSED THIRD FLOOR PLAN.dwg

18125_C645_B01_P_B1_001_A - BUILDING 01 - PROPOSED LEVEL BASEMENT 1 PLAN.dwg

18125_C645_B01_P_B2_001_A - BUILDING 01 - PROPOSED LEVEL BASEMENT 2 PLAN.dwg

18125_C645_B01_P_RF_001_A - BUILDING 01 - PROPOSED ROOF PLAN.dwg

18125_C645_B04_P_01_001_A - BUILDING 04 - PROPOSED FIRST FLOOR PLAN.dwg

18125_C645_B04_P_02_001_A - BUILDING 04 - PROPOSED SECOND FLOOR PLAN.dwg

18125_C645_B04_P_03_001_A - BUILDING 04 - PROPOSED THRID FLOOR PLAN.dwg

18125_C645_B04_P_04_001_A - BUILDING 04 - PROPOSED FOURTH FLOOR PLAN.dwg

18125_C645_B04_P_05_001_A - BUILDING 04 - PROPOSED FIFTH FLOOR PLAN.dwg

18125_C645_B04_P_06_001_A - BUILDING 04 - PROPOSED SIXTH FLOOR PLAN.dwg

18125_C645_B04_P_07_001_A - BUILDING 04 - PROPOSED SEVENTH FLOOR PLAN.dwg

18125_C645_B04_P_RF_001_A - BUILDING 04 - PROPOSED ROOF PLAN.dwg

18125_C645_B07_P_00_001_A - BUILDING 07 - PROPOSED GROUND FLOOR PLAN.dwg

18125_C645_B07_P_07_001_A - BUILDING 07 - PROPOSED SEVENTH FLOOR PLAN.dwg

18125_C645_B07_P_08_001_A - BUILDING 07 - PROPOSED EIGHTH FLOOR PLAN.dwg

18125_C645_B07_P_09_001_A - BUILDING 07 - PROPOSED NINTH FLOOR PLAN.dwg

18125_C645_B07_P_RF_001_A - BUILDING 07 - PROPOSED ROOF PLAN.dwg



18125_C645_B07_P_TY1_001_A - BUILDING 07 - PROPOSED TYPICAL FLOOR 1 (SECOND TO FIFTH LEVELS).dwg
18125_C645_B07_P_TY2_001_A - BUILDING 07 - PROPOSED TYPICAL FLOOR 2 (FIRST AND SIXTH LEVELS).dwg
18125_C645_B08_P_00_001_A - BUILDING 08 - PROPOSED GROUND FLOOR PLAN.dwg
18125_C645_B08_P_07_001_A - BUILDING 08 - PROPOSED SEVENTH FLOOR PLAN.dwg
18125_C645_B08_P_08_001_A - BUILDING 08 - PROPOSED EIGHTH FLOOR PLAN.dwg
18125_C645_B08_P_RF_001_A - BUILDING 08 - PROPOSED ROOF FLOOR PLAN.dwg
18125_C645_B09_P_00_001_A - BUILDING 09 - PROPOSED GROUND FLOOR PLAN.dwg
18125_C645_B09_P_04_001_A - BUILDING 09 - PROPOSED FOURTH FLOOR PLAN.dwg
18125_C645_B09_P_RF_001_A - BUILDING 09 - PROPOSED ROOF PLAN.dwg
18125_C645_B09_P_TY_001_A - BUILDING 09 - PROPOSED TYPICAL FLOOR PLAN (FIRST TO THIRD LEVELS).dwg
18125_C645_B10_P_00_001_A - BUILDING 10 - PROPOSED GROUND FLOOR PLAN.dwg
18125_C645_B10_P_05_001_A - BUILDING 10 - PROPOSED FIFTH FLOOR PLAN.dwg
18125_C645_B10_P_RF_001_A - BUILDING 10 - PROPOSED ROOF PLAN.dwg
18125_C645_B10_P_TY_001_A - BUILDING 10 - PROPOSED TYPICAL FLOOR PLAN (FIRST TO FOURTH LEVELS).dwg
18125_C645_B11_P_00_001_A - BUILDING 11 - PROPOSED GROUND FLOOR PLAN.dwg
18125_C645_B11_P_07_001_A - BUILDING 11 - PROPOSED SEVENTH FLOOR PLAN.dwg
18125_C645_B11_P_08_001_A - BUILDING 11 - PROPOSED EIGHTH FLOOR PLAN.dwg
18125_C645_B11_P_RF_001_A - BUILDING 11 - PROPOSED ROOF PLAN.dwg
18125_C645_B11_P_TY1_001_A - BUILDING 11 - PROPOSED TYPICAL FLOOR 1 (SECOND TO FIFTH LEVELS).dwg
18125_C645_B11_P_TY2_001_A - BUILDING 11 - PROPOSED TYPICAL FLOOR 2 (FIRST AND SIXTH LEVELS).dwg
18125_C645_B12_P_00_001_A - BUILDING 12 - PROPOSED GROUND FLOOR PLAN.dwg
18125_C645_B12_P_05_001_A - BUILDING 12 - PROPOSED FIFTH FLOOR PLAN.dwg
18125_C645_B12_P_06_001_A - BUILDING 12 - PROPOSED SIXTH FLOOR PLAN.dwg
18125_C645_B12_P_07_001_A - BUILDING 12 - PROPOSED SEVENTH FLOOR PLAN.dwg
18125_C645_B12_P_RF_001_A - BUILDING 12 - PROPOSED ROOF PLAN.dwg
18125_C645_B12_P_TY_001_A - BUILDING 12 - PROPOSED TYPICAL FLOOR PLAN (FIRST TO FOURTH LEVELS).dwg
18125_C645_B01_E_E_001_A - BUILDING 01 - PROPOSED EAST ELEVATION.dwg
18125_C645_B01_E_N_001_A - BUILDING 01 - PROPOSED NORTH ELEVATION.dwg
18125_C645_B01_E_S_001_A - BUILDING 01 - PROPOSED SOUTH ELEVATION.dwg
18125_C645_B01_E_W_001_A - BUILDING 01 - PROPOSED WEST ELEVATION.dwg
18125_C645_B04_E_E_001_A - BUILDING 04 - PROPOSED EAST ELEVATION.dwg
18125_C645_B04_E_N_001_A - BUILDING 04 - PROPOSED NORTH ELEVATION.dwg
18125_C645_B04_E_S_001_A - BUILDING 04 - PROPOSED SOUTH ELEVATION.dwg
18125_C645_B04_E_W_002_A - BUILDING 04 - PROPOSED WEST ELEVATION.dwg
18125_C645_B05_E_H_001_A - BUILDING 05 - PROPOSED BOTTLEWORKS ELEVATIONS.dwg
18125_C645_B05_E_S_001_A - BUILDING 05 - PROPOSED SOUTH ELEVATION.dwg
18125_C645_B05_E_Z_001_A - BUILDING 05 - PROPOSED EAST & NORTH ELEVATIONS.dwg
18125_C645_B05_E_Z_002_A - BUILDING 05 - PROPOSED NORTH & WEST ELEVATIONS.dwg
18125_C645_B07_E_E_001_A - BUILDING 07 - PROPOSED EAST ELEVATION.dwg
18125_C645_B07_E_N_001_A - BUILDING 07 - PROPOSED NORTH ELEVATION.dwg
18125_C645_B07_E_S_001_A - BUILDING 07 - PROPOSED SOUTH ELEVATION.dwg
18125_C645_B07_E_W_001_A - BUILDING 07 - PROPOSED WEST ELEVATION.dwg
18125_C645_B08_E_E_001_A - BUILDING 08 - PROPOSED EAST ELEVATION.dwg
18125_C645_B08_E_N_001_A - BUILDING 08 - PROPOSED NORTH ELEVATION.dwg
18125_C645_B08_E_S_001_A - BUILDING 08 - PROPOSED SOUTH ELEVATION.dwg
18125_C645_B08_E_W_001_A - BUILDING 08 - PROPOSED WEST ELEVATION 1.dwg
18125_C645_B08_E_W_002_A - BUILDING 08 - PROPOSED WEST ELEVATION 2.dwg
18125_C645_B09_E_E_001_A - BUILDING 09 - PROPOSED EAST ELEVATION.dwg
18125_C645_B09_E_N_001_A - BUILDING 09 - PROPOSED NORTH ELEVATION.dwg
18125_C645_B09_E_S_001_A - BUILDING 09 - PROPOSED SOUTH ELEVATION.dwg
18125_C645_B09_E_W_001_A - BUILDING 09 - PROPOSED WEST ELEVATION.dwg
18125_C645_B10_E_E_001_A - BUILDING 10 - PROPOSED EAST ELEVATION.dwg



18125_C645_B10_E_N_001_A - BUILDING 10 - PROPOSED NORTH ELEVATION.dwg
18125_C645_B10_E_S_001_A - BUILDING 10 - PROPOSED SOUTH ELEVATION.dwg
18125_C645_B10_E_W_001_A - BUILDING 10 - PROPOSED WEST ELEVATION.dwg
18125_C645_B11_E_E_001_A - BUILDING 11 - PROPOSED EAST ELEVATION.dwg
18125_C645_B11_E_N_001_A - BUILDING 11 - PROPOSED NORTH ELEVATION.dwg
18125_C645_B11_E_S_001_A - BUILDING 11 - PROPOSED SOUTH ELEVATION.dwg
18125_C645_B11_E_W_001_A - BUILDING 11 - PROPOSED WEST ELEVATION.dwg
18125_C645_B12_E_E_001_A - BUILDING 12 - PROPOSED EAST ELEVATION.dwg
18125_C645_B12_E_N_001_A - BUILDING 12 - PROPOSED NORTH ELEVATION 01.dwg
18125_C645_B12_E_N_002_A - BUILDING 12 - PROPOSED NORTH ELEVATION 02.dwg
18125_C645_B12_E_S_002_A - BUILDING 12 - PROPOSED SOUTH ELEVATION.dwg
18125_C645_B12_E_W_001_A - BUILDING 12 - PROPOSED WEST ELEVATION.dwg
18125_C645_MP_P_00_001_A - PROPOSED MASTERPLAN GROUND FLOOR LEVEL.dwg
Received: 21/10/2019

18125_G200_B08_E_E_001_B.dwg
18125_G200_B08_P_TY2_001_-.dwg
18125_G200_B08_P_TY_002_B.dwg

School

190919_16019-SQP-P3-ZZ-M3-A-0001-School – Mirrored.dwg
Received: 29/10/2019

18125-SQP-ZZ-ZZ-M3-A-0001.dwg
18125_C645_B02_P_00_001_B - BUILDING 02 - PROPOSED GROUND FLOOR PLAN.dwg
18125_C645_B02_P_07_001_B - BUILDING 02 - PROPOSED SEVENTH FLOOR PLAN.dwg
18125_C645_B02_P_08_001_B - BUILDING 02 - PROPOSED EIGHTH FLOOR PLAN.dwg
18125_C645_B02_P_09_001_B - BUILDING 02 - PROPOSED NINTH FLOOR PLAN.dwg
18125_C645_B02_P_RF_001_B - BUILDING 02 - PROPOSED ROOF PLAN.dwg
18125_C645_B02_P_TY1_001_B - BUILDING 02 - PROPOSED TYPICAL FLOOR 1 (SECOND TO FIFTH LEVELS).dwg
18125_C645_B02_P_TY2_001_B - BUILDING 02 - PROPOSED TYPICAL FLOOR 2 (FIRST AND SIXTH LEVELS).dwg
18125_C645_B03_P_00_001_B - BUILDING 03 - PROPOSED GROUND FLOOR PLAN.dwg
18125_C645_B03_P_05_001_B - BUILDING 03 - PROPOSED FIFTH FLOOR PLAN.dwg
18125_C645_B03_P_06_001_B - BUILDING 03 - PROPOSED SIXTH FLOOR PLAN.dwg
18125_C645_B03_P_07_001_B - BUILDING 03 - PROPOSED SEVENTH FLOOR PLAN.dwg
18125_C645_B03_P_RF_001_B - BUILDING 03 - PROPOSED ROOF PLAN.dwg
18125_C645_B03_P_TY_001_B - BUILDING 03 - PROPOSED TYPICAL FLOOR (FIRST TO FOURTH LEVELS).dwg
18125_C645_B04_P_00_001_B - BUILDING 04 - PROPOSED GROUND FLOOR PLAN.dwg
18125_C645_B06_P_00_001_B - BUILDING 06 - PROPOSED GROUND FLOOR PLAN.dwg
18125_C645_B06_P_01_001_B - BUILDING 06 - PROPOSED FIRST FLOOR PLAN.dwg
18125_C645_B06_P_04_001_B - BUILDING 06 - PROPOSED FOURTH FLOOR PLAN.dwg
18125_C645_B06_P_RF_001_B - BUILDING 06 - PROPOSED ROOF PLAN.dwg
18125_C645_B06_P_TY_001_B - BUILDING 06 - PROPOSED TYPICAL FLOOR PLAN (SECOND TO THIRD LEVELS).dwg
18125_C645_B02_E_E_001_B - BUILDING 02 - PROPOSED EAST ELEVATION.dwg
18125_C645_B02_E_N_001_B - BUILDING 02 - PROPOSED NORTH ELEVATION 1.dwg
18125_C645_B02_E_N_002_B - BUILDING 02 - PROPOSED NORTH ELEVATION 2.dwg
18125_C645_B02_E_S_001_B - BUILDING 02 - PROPOSED SOUTH ELEVATION.dwg
18125_C645_B02_E_W_001_B - BUILDING 02 - PROPOSED WEST ELEVATION 1.dwg
18125_C645_B02_E_W_002_B - BUILDING 02 - PROPOSED WEST ELEVATION 2.dwg
18125_C645_B03_E_E_001_B - BUILDING 03 - PROPOSED EAST ELEVATION.dwg
18125_C645_B03_E_N_001_B - BUILDING 03 - PROPOSED NORTH ELEVATION.dwg
18125_C645_B03_E_S_001_B - BUILDING 03 - PROPOSED SOUTH ELEVATION.dwg



18125_C645_B03_E_W_001_B - BUILDING 03 - PROPOSED WEST ELEVATION.dwg 18125_C645_B06_E_E_001_B - BUILDING 06 - PROPOSED EAST ELEVATION.dwg

18125_C645_B06_E_N_001_B - BUILDING 06 - PROPOSED NORTH ELEVATION.dwg

18125_C645_B06_E_S_001_B - BUILDING 06 - PROPOSED SOUTH ELEVATION 01.dwg

18125_C645_B06_E_S_002_B - BUILDING 06 - PROPOSED SOUTH ELEVATION 02.dwg

18125_C645_B06_E_W_001_B - BUILDING 06 - PROPOSED WEST ELEVATION.dwg

Received 27/03/2020



Appendix 2

Results of the internal daylighting / sunlighting assessment

Floor	Room ID	Window ID	Room Use	ADF	TOTAL ADF	ROOM TOTAL APSH	ROOM WINTER APSH
Block 02							
Ground	R1	W1-L	LKD	0.4	1.9	N/R	N/R
		W1-U	LKD	1.5			
Ground	R2	W2-L	Bedroom	0.2	2.2	N/R	N/R
		W2-U	Bedroom	2.0			
Ground	R3	W3-L	LKD	0.4	2.1	N/R	N/R
		W3-U	LKD	1.7			
Ground	R4	W4-L	Bedroom	0.2	2.1	N/R	N/R
		W4-U	Bedroom	1.9			
Ground	R5	W5-L	Bedroom	0.1	1.2	N/R	N/R
		W5-U	Bedroom	1.1			
Ground	R6	W6-L	Bedroom	0.2	3.5	N/R	N/R
		W6-U	Bedroom	1.6			
		W7-L	Bedroom	0.2			
		W7-U	Bedroom	1.6			
Ground	R7	W8-L	LKD	0.3	1.6	N/R	N/R
		W8-U	LKD	1.3			
Ground	R8	W9-L	LKD	0.3	1.7	N/R	N/R
		W9-U	LKD	1.4			
Ground	R9	W10-L	Bedroom	0.3	2.5	N/R	N/R
		W10-U	Bedroom	2.3			
Ground	R10	W11-L	Bedroom	0.2	1.9	N/R	N/R
		W11-U	Bedroom	1.7			
Ground	R11	W12-L	Bedroom	0.1	1.1	N/R	N/R
		W12-U	Bedroom	1.0			
Ground	R12	W13-L	Bedroom	0.1	0.6	N/R	N/R
		W13-U	Bedroom	0.6			
Ground	R13	W14-L	Bedroom	0.6	2.1	N/R	N/R
		W14-U	Bedroom	1.6			
Ground	R14	W15-L	Bedroom	0.1	1.2	N/R	N/R
		W15-U	Bedroom	1.1			
Ground	R15	W16-L	LKD	0.3	3.0	N/R	N/R
		W16-U	LKD	1.2			
		W17-L	LKD	0.3			
		W17-U	LKD	1.2			
Ground	R16	W18-L	Bedroom	0.2	1.6	N/R	N/R
		W18-U	Bedroom	1.4			
Ground	R17	W19-L	Bedroom	0.2	1.7	N/R	N/R
		W19-U	Bedroom	1.5			
Ground	R18	W20-L	LKD	0.2	0.9	N/R	N/R
		W20-U	LKD	0.7			
Ground	R19	W22-L	LKD	0.2	2.2	12	2
		W22-U	LKD	0.5			
		W23-L	LKD	0.0			
		W23-U	LKD	0.4			
		W24-L	LKD	0.2			
		W24-U	LKD	0.8			
Ground	R20	W25-L	Bedroom	0.5	2.6	13	2
		W25-U	Bedroom	2.1			
Ground	R21	W26-L	Bedroom	0.1	1.6	N/R	N/R
		W26-U	Bedroom	1.4			
First	R1	W1-L	LKD	0.3			
		W1-U	LKD	1.6			
		W2-L	LKD	0.2			

Floor	Room ID	Window ID	Room Use	ADF	TOTAL ADF	ROOM TOTAL APSH	ROOM WINTER APSH
		W2-U	LKD	0.8			
		W3-L	LKD	0.3			
		W3-U	LKD	1.2			
		W70-L	LKD	0.1			
		W70-U	LKD	0.1	4.5	15	2
First	R2	W4-L	Bedroom	0.2			
		W4-U	Bedroom	0.3	0.5	N/R	N/R
First	R3	W5-L	Bedroom	0.2			
		W5-U	Bedroom	0.5	0.7	N/R	N/R
First	R4	W6-L	Bedroom	0.4			
		W6-U	Bedroom	1.7			
		W71-L	Bedroom	0.1			
		W71-U	Bedroom	0.4	2.7	N/R	N/R
First	R5	W7-L	LKD	0.3			
		W7-U	LKD	1.3			
		W72-L	LKD	0.1			
		W72-U	LKD	0.3	2.0	8	1
First	R6	W8-L	Bedroom	0.1			
		W8-U	Bedroom	0.0			
		W9-L	Bedroom	0.1			
		W9-U	Bedroom	0.1	0.4	N/R	N/R
First	R7	W10-L	Bedroom	0.5			
		W10-U	Bedroom	2.1	2.6	N/R	N/R
First	R8	W11-L	Bedroom	0.2			
		W11-U	Bedroom	0.1			
		W12-L	Bedroom	0.2			
		W12-U	Bedroom	0.0	0.4	N/R	N/R
First	R9	W13-L	LKD	0.2			
		W13-U	LKD	0.9			
		W73-L	LKD	0.1			
		W73-U	LKD	0.2	1.4	N/R	N/R
First	R10	W14-L	LKD	0.3			
		W14-U	LKD	0.9			
		W74-L	LKD	0.1			
		W74-U	LKD	0.2	1.4	4	0
First	R11	W15-L	Bedroom	0.2			
		W15-U	Bedroom	0.3	0.5	N/R	N/R
First	R12	W16-L	Bedroom	0.2			
		W16-U	Bedroom	0.2	0.4	N/R	N/R
First	R13	W17-L	LKD	0.3			
		W17-U	LKD	1.2	1.4	N/R	N/R
First	R14	W18-L	Bedroom	0.2			
		W18-U	Bedroom	0.4	0.6	N/R	N/R
First	R15	W19-L	Bedroom	0.1			
		W19-U	Bedroom	0.0	0.1	N/R	N/R
First	R16	W20-L	Bedroom	0.3			
		W20-U	Bedroom	0.9	1.2	N/R	N/R
First	R17	W21-L	Bedroom	0.3			
		W21-U	Bedroom	0.9	1.2	N/R	N/R
First	R18	W22-L	LKD	0.5			
		W22-U	LKD	1.3	1.8	N/R	N/R
First	R19	W23-L	LKD	0.3			
		W23-U	LKD	1.6	1.9	N/R	N/R
First	R20	W24-L	LKD	0.2			
		W24-U	LKD	1.1			
		W25-L	LKD	0.1			
		W25-U	LKD	0.2	1.6	N/R	N/R

Floor	Room ID	Window ID	Room Use	ADF	TOTAL ADF	ROOM TOTAL AP/SH	ROOM WINTER AP/SH																																																																																																																																																																																																																																																										
First	R21	W26-L	Bedroom	0.2	0.6	N/R	N/R																																																																																																																																																																																																																																																										
		W26-U	Bedroom	0.4				First	R22	W27-L	Bedroom	0.4	2.3	N/R	N/R	W27-U	Bedroom	1.4	W75-L	Bedroom	0.1	W75-U	Bedroom	0.4	First	R23	W28-L	Bedroom	0.1	0.4	N/R	N/R	W28-U	Bedroom	0.2	W29-L	Bedroom	0.1	W29-U	Bedroom	0.1	First	R24	W30-L	LKD	0.3	2.6	N/R	N/R	W30-U	LKD	1.2	W31-L	LKD	0.2	W31-U	LKD	0.7	W76-L	LKD	0.1	W76-U	LKD	0.1	First	R25	W32-L	Bedroom	0.5	2.2	6	2	W32-U	Bedroom	1.7	First	R26	W33-L	Bedroom	0.5	2.4	9	3	W33-U	Bedroom	1.9	First	R27	W34-L	LKD	0.2	3.8	51	7	W34-U	LKD	0.8	W35-L	LKD	0.5	W35-U	LKD	1.9	W77-L	LKD	0.1	W77-U	LKD	0.3	First	R28	W36-L	Bedroom	0.2	1.1	3	3	W36-U	Bedroom	0.4	W37-L	Bedroom	0.2	W37-U	Bedroom	0.3	First	R29	W38-L	LKD	0.4	3.0	54	6	W38-U	LKD	2.2	W78-L	LKD	0.1	W78-U	LKD	0.3	First	R30	W39-L	Bedroom	0.2	0.3	0	0	W39-U	Bedroom	0.1	First	R31	W40-L	Bedroom	0.1	0.2	0	0	W40-U	Bedroom	0.1	First	R32	W41-L	LKD	0.4	2.1	45	5	W41-U	LKD	1.5	W42-L	LKD	0.1	W42-U	LKD	0.2	First	R33	W43-L	Bedroom	0.2	0.4	2	2	W43-U	Bedroom	0.2	First	R34	W44-L	Bedroom	1.1	7.6	57	8	W44-U	Bedroom	6.5	First	R35	W45-L	Bedroom	0.5	2.0	14	14	W45-U	Bedroom	1.5	First	R36	W46-L	Bedroom	0.5	1.9	12	12	W46-U	Bedroom	1.5	First	R37	W47-L	Bedroom	1.5	7.6	60	20	W47-U	Bedroom	6.1	First	R38	W48-L	LKD	0.4	3.9	70	20	W48-U	LKD	1.7	W49-L	LKD	0.4	W49-U	LKD	1.4	First	R39	W50-L
First	R22	W27-L	Bedroom	0.4	2.3	N/R	N/R																																																																																																																																																																																																																																																										
		W27-U	Bedroom	1.4																																																																																																																																																																																																																																																													
		W75-L	Bedroom	0.1																																																																																																																																																																																																																																																													
		W75-U	Bedroom	0.4																																																																																																																																																																																																																																																													
First	R23	W28-L	Bedroom	0.1	0.4	N/R	N/R																																																																																																																																																																																																																																																										
		W28-U	Bedroom	0.2																																																																																																																																																																																																																																																													
		W29-L	Bedroom	0.1																																																																																																																																																																																																																																																													
		W29-U	Bedroom	0.1																																																																																																																																																																																																																																																													
First	R24	W30-L	LKD	0.3	2.6	N/R	N/R																																																																																																																																																																																																																																																										
		W30-U	LKD	1.2																																																																																																																																																																																																																																																													
		W31-L	LKD	0.2																																																																																																																																																																																																																																																													
		W31-U	LKD	0.7																																																																																																																																																																																																																																																													
		W76-L	LKD	0.1																																																																																																																																																																																																																																																													
		W76-U	LKD	0.1																																																																																																																																																																																																																																																													
First	R25	W32-L	Bedroom	0.5	2.2	6	2																																																																																																																																																																																																																																																										
		W32-U	Bedroom	1.7																																																																																																																																																																																																																																																													
First	R26	W33-L	Bedroom	0.5	2.4	9	3																																																																																																																																																																																																																																																										
		W33-U	Bedroom	1.9																																																																																																																																																																																																																																																													
First	R27	W34-L	LKD	0.2	3.8	51	7																																																																																																																																																																																																																																																										
		W34-U	LKD	0.8																																																																																																																																																																																																																																																													
		W35-L	LKD	0.5																																																																																																																																																																																																																																																													
		W35-U	LKD	1.9																																																																																																																																																																																																																																																													
		W77-L	LKD	0.1																																																																																																																																																																																																																																																													
		W77-U	LKD	0.3																																																																																																																																																																																																																																																													
First	R28	W36-L	Bedroom	0.2	1.1	3	3																																																																																																																																																																																																																																																										
		W36-U	Bedroom	0.4																																																																																																																																																																																																																																																													
		W37-L	Bedroom	0.2																																																																																																																																																																																																																																																													
		W37-U	Bedroom	0.3																																																																																																																																																																																																																																																													
First	R29	W38-L	LKD	0.4	3.0	54	6																																																																																																																																																																																																																																																										
		W38-U	LKD	2.2																																																																																																																																																																																																																																																													
		W78-L	LKD	0.1																																																																																																																																																																																																																																																													
		W78-U	LKD	0.3																																																																																																																																																																																																																																																													
First	R30	W39-L	Bedroom	0.2	0.3	0	0																																																																																																																																																																																																																																																										
		W39-U	Bedroom	0.1																																																																																																																																																																																																																																																													
First	R31	W40-L	Bedroom	0.1	0.2	0	0																																																																																																																																																																																																																																																										
		W40-U	Bedroom	0.1																																																																																																																																																																																																																																																													
First	R32	W41-L	LKD	0.4	2.1	45	5																																																																																																																																																																																																																																																										
		W41-U	LKD	1.5																																																																																																																																																																																																																																																													
		W42-L	LKD	0.1																																																																																																																																																																																																																																																													
		W42-U	LKD	0.2																																																																																																																																																																																																																																																													
First	R33	W43-L	Bedroom	0.2	0.4	2	2																																																																																																																																																																																																																																																										
		W43-U	Bedroom	0.2																																																																																																																																																																																																																																																													
First	R34	W44-L	Bedroom	1.1	7.6	57	8																																																																																																																																																																																																																																																										
		W44-U	Bedroom	6.5																																																																																																																																																																																																																																																													
First	R35	W45-L	Bedroom	0.5	2.0	14	14																																																																																																																																																																																																																																																										
		W45-U	Bedroom	1.5																																																																																																																																																																																																																																																													
First	R36	W46-L	Bedroom	0.5	1.9	12	12																																																																																																																																																																																																																																																										
		W46-U	Bedroom	1.5																																																																																																																																																																																																																																																													
First	R37	W47-L	Bedroom	1.5	7.6	60	20																																																																																																																																																																																																																																																										
		W47-U	Bedroom	6.1																																																																																																																																																																																																																																																													
First	R38	W48-L	LKD	0.4	3.9	70	20																																																																																																																																																																																																																																																										
		W48-U	LKD	1.7																																																																																																																																																																																																																																																													
		W49-L	LKD	0.4																																																																																																																																																																																																																																																													
		W49-U	LKD	1.4																																																																																																																																																																																																																																																													
First	R39	W50-L	Bedroom	0.8																																																																																																																																																																																																																																																													

Floor	Room ID	Window ID	Room Use	ADF	TOTAL ADF	ROOM TOTAL APSH	ROOM WINTER APSH
		W50-U	Bedroom	3.2	4.0	34	11
First	R40	W51-L W51-U	Bedroom Bedroom	0.4 0.9	1.3	8	3
First	R41	W52-L W52-U	Bedroom Bedroom	0.4 1.2	1.6	7	4
First	R42	W53-L W53-U W79-L W79-U	LKD LKD LKD LKD	0.3 1.2 0.1 0.3	1.9	27	12
First	R43	W54-L W54-U	Bedroom Bedroom	0.2 0.3	0.4	1	1
First	R44	W55-L W55-U	Bedroom Bedroom	0.2 0.5	0.7	2	2
First	R45	W56-L W56-U W80-L W80-U	LKD LKD LKD LKD	0.3 1.1 0.1 0.3	1.7	16	10
First	R46	W57-L W57-U W84-L W84-U	LKD LKD LKD LKD	0.3 1.1 0.1 0.3	1.7	12	8
First	R47	W58-L W58-U W59-L W59-U	Bedroom Bedroom Bedroom Bedroom	0.2 0.0 0.2 0.2	0.6	0	0
First	R48	W60-L W60-U	Bedroom Bedroom	0.6 2.2	2.7	21	6
First	R49	W61-L W61-U W62-L W62-U	Bedroom Bedroom Bedroom Bedroom	0.1 0.0 0.1 0.0	0.3	0	0
First	R50	W63-L W63-U W81-L W81-U	LKD LKD LKD LKD	0.3 1.3 0.1 0.3	2.1	15	7
First	R51	W64-L W64-U W82-L W82-U	Bedroom Bedroom Bedroom Bedroom	0.5 1.9 0.0 0.1	2.5	13	6
First	R52	W65-L W65-U	Bedroom Bedroom	0.2 0.3	0.5	0	0
First	R53	W66-L W66-U	Bedroom Bedroom	0.2 0.0	0.2	0	0
First	R54	W67-L W67-U W68-L W68-U W69-L W69-U W83-L W83-U	LKD LKD LKD LKD LKD LKD LKD LKD	0.3 1.2 0.2 1.0 0.3 1.6 0.0 0.1	4.7	24	4
Second	R1	W1-L W1-U W2-L W2-U W103-L W103-U	LKD LKD LKD LKD LKD LKD	0.2 0.9 0.6 1.8 0.1 0.4	4.0	52	12
Second	R2	W3-L W3-U	Bedroom Bedroom	0.3 0.7			

Floor	Room ID	Window ID	Room Use	ADF	TOTAL ADF	ROOM TOTAL APSH	ROOM WINTER APSH
		W4-L	Bedroom	0.3			
		W4-U	Bedroom	0.6	1.8	10	10
Second	R3	W5-L	LKD	0.5			
		W5-U	LKD	2.6			
		W104-L	LKD	0.1			
		W104-U	LKD	0.3	3.6	60	12
Second	R4	W6-L	Bedroom	0.3			
		W6-U	Bedroom	0.6	0.9	8	8
Second	R5	W7-L	Bedroom	0.2			
		W7-U	Bedroom	0.4	0.6	6	6
Second	R6	W8-L	LKD	0.4			
		W8-U	LKD	1.4			
		W9-L	LKD	0.1			
		W9-U	LKD	0.3	2.2	43	10
Second	R7	W10-L	Bedroom	0.2			
		W10-U	Bedroom	0.5	0.8	6	6
Second	R8	W11-L	Bedroom	1.4			
		W11-U	Bedroom	7.1	8.5	64	15
Second	R9	W12-L	Bedroom	0.5			
		W12-U	Bedroom	1.7	2.2	16	16
Second	R10	W13-L	Bedroom	0.5			
		W13-U	Bedroom	1.6	2.1	16	16
Second	R11	W14-L	Bedroom	1.6			
		W14-U	Bedroom	5.4	7.1	54	21
Second	R12	W15-L	LKD	0.4			
		W15-U	LKD	1.6			
		W16-L	LKD	0.4			
		W16-U	LKD	1.2	3.6	71	22
Second	R13	W17-L	Bedroom	0.8			
		W17-U	Bedroom	2.8	3.7	30	10
Second	R14	W18-L	Bedroom	0.4			
		W18-U	Bedroom	1.1	1.5	9	4
Second	R15	W19-L	Bedroom	0.5			
		W19-U	Bedroom	1.4	1.9	9	6
Second	R16	W20-L	LKD	0.3			
		W20-U	LKD	1.1			
		W105-L	LKD	0.1			
		W105-U	LKD	0.3	1.8	29	13
Second	R17	W21-L	Bedroom	0.2			
		W21-U	Bedroom	0.3	0.6	4	1
Second	R18	W22-L	Bedroom	0.3			
		W22-U	Bedroom	0.6	0.9	6	2
Second	R19	W23-L	LKD	0.1			
		W23-U	LKD	0.3			
		W24-L	LKD	0.1			
		W24-U	LKD	0.6			
		W25-L	LKD	0.4			
		W25-U	LKD	2.2			
		W26-L	LKD	0.1			
		W26-U	LKD	0.5	4.2	41	15
Second	R20	W27-L	LKD	0.1			
		W27-U	LKD	0.4			
		W28-L	LKD	0.4			
		W28-U	LKD	2.0			
		W29-L	LKD	0.1			
		W29-U	LKD	0.5			
		W30-L	LKD	0.1			
		W30-U	LKD	0.2	3.8	35	13

Floor	Room ID	Window ID	Room Use	ADF	TOTAL ADF	ROOM TOTAL APSH	ROOM WINTER APSH
Second	R21	W31-L	Bedroom	0.2	0.7	4	0
		W31-U	Bedroom	0.0			
		W32-L	Bedroom	0.2			
		W32-U	Bedroom	0.3			
Second	R22	W33-L	Bedroom	0.6	2.4	22	6
		W33-U	Bedroom	1.8			
Second	R23	W34-L	Bedroom	0.2	0.4	3	0
		W34-U	Bedroom	0.1			
		W35-L	Bedroom	0.2			
		W35-U	Bedroom	0.0			
Second	R24	W36-L	LKD	0.1	5.3	40	12
		W36-U	LKD	0.3			
		W37-L	LKD	0.1			
		W37-U	LKD	0.7			
		W38-L	LKD	0.5			
		W38-U	LKD	2.7			
		W39-L	LKD	0.1			
		W39-U	LKD	0.6			
Second	R25	W40-L	Bedroom	0.2	7.3	36	11
		W40-U	Bedroom	0.8			
		W41-L	Bedroom	0.7			
		W41-U	Bedroom	3.7			
		W42-L	Bedroom	0.2			
		W42-U	Bedroom	1.0			
		W43-L	Bedroom	0.1			
		W43-U	Bedroom	0.5			
Second	R26	W44-L	Bedroom	0.2	0.6	3	0
		W44-U	Bedroom	0.4			
Second	R27	W45-L	Bedroom	0.2	0.2	4	0
		W45-U	Bedroom	0.0			
Second	R28	W46-L	LKD	0.1	6.4	32	5
		W46-U	LKD	0.2			
		W47-L	LKD	0.3			
		W47-U	LKD	0.9			
		W48-L	LKD	0.2			
		W48-U	LKD	0.9			
		W49-L	LKD	0.1			
		W49-U	LKD	0.5			
		W50-L	LKD	0.5			
		W50-U	LKD	2.3			
		W51-L	LKD	0.1			
		W51-U	LKD	0.3			
Second	R29	W52-L	LKD	0.1	6.2	24	2
		W52-U	LKD	0.4			
		W53-L	LKD	0.4			
		W53-U	LKD	2.2			
		W54-L	LKD	0.1			
		W54-U	LKD	0.5			
		W55-L	LKD	0.2			
		W55-U	LKD	0.8			
		W56-L	LKD	0.3			
		W56-U	LKD	1.0			
		W106-L	LKD	0.1			
		W106-U	LKD	0.2			
Second	R30	W57-L	Bedroom	0.2	0.7	N/R	N/R
		W57-U	Bedroom	0.5			
Second	R31	W58-L	Bedroom	0.3	0.9	N/R	N/R
		W58-U	Bedroom	0.7			
Second	R32	W59-L	Bedroom	0.2	0.9	N/R	N/R
		W59-U	Bedroom	0.8			
		W60-L	Bedroom	0.6			
		W60-U	Bedroom	3.6			
		W61-L	Bedroom	0.1			
		W61-U	Bedroom	0.7			

Floor	Room ID	Window ID	Room Use	ADF	TOTAL ADF	ROOM TOTAL APSH	ROOM WINTER APSH
		W107-L	Bedroom	0.1			
		W107-U	Bedroom	0.4	6.6	21	4
Second	R33	W62-L	LKD	0.1			
		W62-U	LKD	0.6			
		W63-L	LKD	0.5			
		W63-U	LKD	2.9			
		W64-L	LKD	0.1			
		W64-U	LKD	0.7			
		W108-L	LKD	0.1			
		W108-U	LKD	0.3	5.3	24	3
Second	R34	W65-L	Bedroom	0.2			
		W65-U	Bedroom	0.3			
		W66-L	Bedroom	0.2			
		W66-U	Bedroom	0.3	0.9	N/R	N/R
Second	R35	W67-L	Bedroom	0.6			
		W67-U	Bedroom	1.9	2.5	N/R	N/R
Second	R36	W68-L	Bedroom	0.2			
		W68-U	Bedroom	0.3			
		W69-L	Bedroom	0.2			
		W69-U	Bedroom	0.3	1.0	N/R	N/R
Second	R37	W70-L	LKD	0.1			
		W70-U	LKD	0.5			
		W71-L	LKD	0.4			
		W71-U	LKD	2.1			
		W72-L	LKD	0.1			
		W72-U	LKD	0.4			
		W109-L	LKD	0.1			
		W109-U	LKD	0.3	3.9	13	0
Second	R38	W73-L	LKD	0.1			
		W73-U	LKD	0.5			
		W74-L	LKD	0.4			
		W74-U	LKD	2.3			
		W75-L	LKD	0.1			
		W75-U	LKD	0.4			
		W110-L	LKD	0.1			
		W110-U	LKD	0.2	4.0	13	0
Second	R39	W76-L	Bedroom	0.2			
		W76-U	Bedroom	0.5	0.7	N/R	N/R
Second	R40	W77-L	Bedroom	0.2			
		W77-U	Bedroom	0.4	0.6	N/R	N/R
Second	R41	W78-L	LKD	0.3			
		W78-U	LKD	1.0	1.4	N/R	N/R
Second	R42	W79-L	Bedroom	0.2			
		W79-U	Bedroom	0.5	0.7	N/R	N/R
Second	R43	W80-L	Bedroom	0.1			
		W80-U	Bedroom	0.2	0.3	N/R	N/R
Second	R44	W81-L	Bedroom	0.4			
		W81-U	Bedroom	1.1	1.5	N/R	N/R
Second	R45	W82-L	Bedroom	0.3			
		W82-U	Bedroom	1.0	1.4	N/R	N/R
Second	R46	W83-L	Bedroom	0.5			
		W83-U	Bedroom	1.6	2.1	N/R	N/R
Second	R47	W84-L	LKD	0.1			
		W84-U	LKD	0.4			
		W85-L	LKD	0.5			
		W85-U	LKD	2.7			
		W86-L	LKD	0.1			
		W86-U	LKD	0.4	4.1	0	0
Second	R48	W87-L	LKD	0.1			
		W87-U	LKD	0.4			

Floor	Room ID	Window ID	Room Use	ADF	TOTAL ADF	ROOM TOTAL AP SH	ROOM WINTER AP SH
		W88-L	LKD	0.3			
		W88-U	LKD	1.9			
		W89-L	LKD	0.1			
		W89-U	LKD	0.4			
		W90-L	LKD	0.1			
		W90-U	LKD	0.2			
		W111-L	LKD	0.0			
		W111-U	LKD	0.0	3.4	1	0
Second	R49	W91-L	Bedroom	0.2			
		W91-U	Bedroom	0.6	0.8	N/R	N/R
Second	R50	W92-L	Bedroom	0.4			
		W92-U	Bedroom	1.2	1.7	N/R	N/R
Second	R51	W93-L	Bedroom	0.1			
		W93-U	Bedroom	0.2			
		W94-L	Bedroom	0.1			
		W94-U	Bedroom	0.2	0.6	N/R	N/R
Second	R52	W95-L	LKD	0.4			
		W95-U	LKD	1.0			
		W96-L	LKD	0.2			
		W96-U	LKD	0.8			
		W112-L	LKD	0.1			
		W112-U	LKD	0.2	2.7	N/R	N/R
Second	R53	W97-L	Bedroom	0.2			
		W97-U	Bedroom	1.3			
		W98-L	Bedroom	0.7			
		W98-U	Bedroom	4.2			
		W99-L	Bedroom	0.2			
		W99-U	Bedroom	1.1	7.7	25	9
Second	R54	W100-L	Bedroom	0.2			
		W100-U	Bedroom	0.9			
		W101-L	Bedroom	0.8			
		W101-U	Bedroom	4.3			
		W102-L	Bedroom	0.3			
		W102-U	Bedroom	1.5	8.0	35	11
Third	R1	W1-L	LKD	0.2			
		W1-U	LKD	1.0			
		W2-L	LKD	0.6			
		W2-U	LKD	2.5			
		W103-L	LKD	0.1			
		W103-U	LKD	0.4	4.9	67	20
Third	R2	W3-L	Bedroom	0.3			
		W3-U	Bedroom	0.9			
		W4-L	Bedroom	0.3			
		W4-U	Bedroom	0.9	2.4	13	13
Third	R3	W5-L	LKD	0.6			
		W5-U	LKD	2.4			
		W104-L	LKD	0.1			
		W104-U	LKD	0.4	3.4	66	17
Third	R4	W6-L	Bedroom	0.3			
		W6-U	Bedroom	0.9	1.2	10	10
Third	R5	W7-L	Bedroom	0.2			
		W7-U	Bedroom	0.6	0.8	10	10
Third	R6	W8-L	LKD	0.5			
		W8-U	LKD	2.0			
		W9-L	LKD	0.1			
		W9-U	LKD	0.4	2.9	58	18
Third	R7	W10-L	Bedroom	0.3			
		W10-U	Bedroom	0.8	1.0	11	11
Third	R8	W11-L	Bedroom	1.4			
		W11-U	Bedroom	6.3	7.7	71	22
Third	R9	W12-L	Bedroom	0.6			

Floor	Room ID	Window ID	Room Use	ADF	TOTAL ADF	ROOM TOTAL APSH	ROOM WINTER APSH
		W12-U	Bedroom	1.8	2.3	19	19
Third	R10	W13-L	Bedroom	0.5			
		W13-U	Bedroom	1.7	2.2	18	18
Third	R11	W14-L	Bedroom	1.6			
		W14-U	Bedroom	6.7	8.4	62	22
Third	R12	W15-L	LKD	0.4			
		W15-U	LKD	1.8			
		W16-L	LKD	0.4			
		W16-U	LKD	1.5	4.1	73	23
Third	R13	W17-L	Bedroom	0.8			
		W17-U	Bedroom	3.3	4.1	33	11
Third	R14	W18-L	Bedroom	0.4			
		W18-U	Bedroom	1.2	1.6	10	5
Third	R15	W19-L	Bedroom	0.5			
		W19-U	Bedroom	1.5	2.0	11	6
Third	R16	W20-L	LKD	0.3			
		W20-U	LKD	1.4			
		W105-L	LKD	0.1			
		W105-U	LKD	0.3	2.1	34	13
Third	R17	W21-L	Bedroom	0.2			
		W21-U	Bedroom	0.4	0.7	6	1
Third	R18	W22-L	Bedroom	0.3			
		W22-U	Bedroom	0.7	1.0	7	2
Third	R19	W23-L	LKD	0.1			
		W23-U	LKD	0.3			
		W24-L	LKD	0.1			
		W24-U	LKD	0.6			
		W25-L	LKD	0.4			
		W25-U	LKD	2.3			
		W26-L	LKD	0.1			
		W26-U	LKD	0.5	4.4	46	15
Third	R20	W27-L	LKD	0.1			
		W27-U	LKD	0.5			
		W28-L	LKD	0.4			
		W28-U	LKD	2.1			
		W29-L	LKD	0.1			
		W29-U	LKD	0.5			
		W30-L	LKD	0.1			
		W30-U	LKD	0.2	3.9	40	13
Third	R21	W31-L	Bedroom	0.2			
		W31-U	Bedroom	0.3			
		W32-L	Bedroom	0.2			
		W32-U	Bedroom	0.4	1.1	7	0
Third	R22	W33-L	Bedroom	0.6			
		W33-U	Bedroom	2.4	3.0	28	7
Third	R23	W34-L	Bedroom	0.2			
		W34-U	Bedroom	0.2			
		W35-L	Bedroom	0.2			
		W35-U	Bedroom	0.2	0.7	7	0
Third	R24	W36-L	LKD	0.1			
		W36-U	LKD	0.3			
		W37-L	LKD	0.1			
		W37-U	LKD	0.7			
		W38-L	LKD	0.5			
		W38-U	LKD	2.8			
		W39-L	LKD	0.1			
		W39-U	LKD	0.6	5.4	44	13
Third	R25	W40-L	Bedroom	0.1			
		W40-U	Bedroom	0.8			
		W41-L	Bedroom	0.7			

Floor	Room ID	Window ID	Room Use	ADF	TOTAL ADF	ROOM TOTAL AP SH	ROOM WINTER AP SH
		W41-U	Bedroom	3.9			
		W42-L	Bedroom	0.2			
		W42-U	Bedroom	1.1			
		W43-L	Bedroom	0.1			
		W43-U	Bedroom	0.5	7.4	39	11
Third	R26	W44-L	Bedroom	0.2			
		W44-U	Bedroom	0.4	0.7	4	0
Third	R27	W45-L	Bedroom	0.2			
		W45-U	Bedroom	0.3	0.5	6	0
Third	R28	W46-L	LKD	0.1			
		W46-U	LKD	0.2			
		W47-L	LKD	0.3			
		W47-U	LKD	1.2			
		W48-L	LKD	0.2			
		W48-U	LKD	0.9			
		W49-L	LKD	0.1			
		W49-U	LKD	0.5			
		W50-L	LKD	0.4			
		W50-U	LKD	2.4			
		W51-L	LKD	0.1			
		W51-U	LKD	0.4	6.7	36	6
Third	R29	W52-L	LKD	0.1			
		W52-U	LKD	0.4			
		W53-L	LKD	0.4			
		W53-U	LKD	2.3			
		W54-L	LKD	0.1			
		W54-U	LKD	0.5			
		W55-L	LKD	0.2			
		W55-U	LKD	0.8			
		W56-L	LKD	0.3			
		W56-U	LKD	1.3			
		W106-L	LKD	0.1			
		W106-U	LKD	0.2	6.6	26	2
Third	R30	W57-L	Bedroom	0.3			
		W57-U	Bedroom	0.6	0.9	N/R	N/R
Third	R31	W58-L	Bedroom	0.3			
		W58-U	Bedroom	0.8	1.0	N/R	N/R
Third	R32	W59-L	Bedroom	0.2			
		W59-U	Bedroom	0.9			
		W60-L	Bedroom	0.7			
		W60-U	Bedroom	3.9			
		W61-L	Bedroom	0.1			
		W61-U	Bedroom	0.7			
		W107-L	Bedroom	0.1			
		W107-U	Bedroom	0.4	7.0	22	2
Third	R33	W62-L	LKD	0.1			
		W62-U	LKD	0.6			
		W63-L	LKD	0.6			
		W63-U	LKD	3.2			
		W64-L	LKD	0.1			
		W64-U	LKD	0.7			
		W108-L	LKD	0.1			
		W108-U	LKD	0.3	5.7	26	4
Third	R34	W65-L	Bedroom	0.2			
		W65-U	Bedroom	0.4			
		W66-L	Bedroom	0.2			
		W66-U	Bedroom	0.4	1.2	N/R	N/R
Third	R35	W67-L	Bedroom	0.6			
		W67-U	Bedroom	2.6	3.3	N/R	N/R
Third	R36	W68-L	Bedroom	0.2			
		W68-U	Bedroom	0.5			
		W69-L	Bedroom	0.2			
		W69-U	Bedroom	0.5	1.4	N/R	N/R
Third	R37	W70-L	LKD	0.1			

Floor	Room ID	Window ID	Room Use	ADF	TOTAL ADF	ROOM TOTAL AP SH	ROOM WINTER AP SH
		W70-U	LKD	0.6			
		W71-L	LKD	0.4			
		W71-U	LKD	2.3			
		W72-L	LKD	0.1			
		W72-U	LKD	0.4			
		W109-L	LKD	0.1			
		W109-U	LKD	0.3	4.2	19	0
Third	R38	W73-L	LKD	0.1			
		W73-U	LKD	0.5			
		W74-L	LKD	0.4			
		W74-U	LKD	2.5			
		W75-L	LKD	0.1			
		W75-U	LKD	0.4			
		W110-L	LKD	0.1			
		W110-U	LKD	0.2	4.3	17	0
Third	R39	W76-L	Bedroom	0.3			
		W76-U	Bedroom	0.6	0.9	N/R	N/R
Third	R40	W77-L	Bedroom	0.2			
		W77-U	Bedroom	0.5	0.7	N/R	N/R
Third	R41	W78-L	LKD	0.3			
		W78-U	LKD	1.4	1.7	N/R	N/R
Third	R42	W79-L	Bedroom	0.2			
		W79-U	Bedroom	0.6	0.9	N/R	N/R
Third	R43	W80-L	Bedroom	0.2			
		W80-U	Bedroom	0.3	0.5	N/R	N/R
Third	R44	W81-L	Bedroom	0.4			
		W81-U	Bedroom	1.2	1.6	N/R	N/R
Third	R45	W82-L	Bedroom	0.4			
		W82-U	Bedroom	1.1	1.4	N/R	N/R
Third	R46	W83-L	Bedroom	0.5			
		W83-U	Bedroom	1.7	2.2	N/R	N/R
Third	R47	W84-L	LKD	0.1			
		W84-U	LKD	0.5			
		W85-L	LKD	0.5			
		W85-U	LKD	2.9			
		W86-L	LKD	0.1			
		W86-U	LKD	0.5	4.5	0	0
Third	R48	W87-L	LKD	0.1			
		W87-U	LKD	0.4			
		W88-L	LKD	0.4			
		W88-U	LKD	2.1			
		W89-L	LKD	0.1			
		W89-U	LKD	0.4			
		W90-L	LKD	0.1			
		W90-U	LKD	0.2			
		W111-L	LKD	0.0			
		W111-U	LKD	0.1	3.7	1	0
Third	R49	W91-L	Bedroom	0.2			
		W91-U	Bedroom	0.6	0.8	N/R	N/R
Third	R50	W92-L	Bedroom	0.5			
		W92-U	Bedroom	1.9			
		W112-L	Bedroom	0.1			
		W112-U	Bedroom	0.4	3.0	N/R	N/R
Third	R51	W93-L	Bedroom	0.1			
		W93-U	Bedroom	0.3			
		W94-L	Bedroom	0.1			
		W94-U	Bedroom	0.2	0.7	N/R	N/R
Third	R52	W95-L	LKD	0.4			
		W95-U	LKD	1.6			
		W96-L	LKD	0.2			
		W96-U	LKD	0.9			

Floor	Room ID	Window ID	Room Use	ADF	TOTAL ADF	ROOM TOTAL APSH	ROOM WINTER APSH
		W113-L	LKD	0.1			
		W113-U	LKD	0.2	3.4	N/R	N/R
Third	R53	W97-L	Bedroom	0.2			
		W97-U	Bedroom	1.4			
		W98-L	Bedroom	0.8			
		W98-U	Bedroom	4.6			
		W99-L	Bedroom	0.2			
		W99-U	Bedroom	1.2	8.5	26	10
Third	R54	W100-L	Bedroom	0.2			
		W100-U	Bedroom	1.0			
		W101-L	Bedroom	0.8			
		W101-U	Bedroom	4.8			
		W102-L	Bedroom	0.3			
		W102-U	Bedroom	1.7	8.7	36	12
Fourth	R1	W1-L	LKD	0.3			
		W1-U	LKD	1.2			
		W2-L	LKD	0.6			
		W2-U	LKD	2.5			
		W103-L	LKD	0.1			
		W103-U	LKD	0.5	5.2	65	24
Fourth	R2	W3-L	Bedroom	0.4			
		W3-U	Bedroom	1.2			
		W4-L	Bedroom	0.4			
		W4-U	Bedroom	1.2	3.2	20	20
Fourth	R3	W5-L	LKD	0.6			
		W5-U	LKD	3.4			
		W104-L	LKD	0.1			
		W104-U	LKD	0.4	4.6	77	28
Fourth	R4	W6-L	Bedroom	0.4			
		W6-U	Bedroom	1.4	1.8	18	18
Fourth	R5	W7-L	Bedroom	0.3			
		W7-U	Bedroom	0.9	1.2	17	17
Fourth	R6	W8-L	LKD	0.5			
		W8-U	LKD	2.0			
		W9-L	LKD	0.1			
		W9-U	LKD	0.5	3.1	57	24
Fourth	R7	W10-L	Bedroom	0.3			
		W10-U	Bedroom	1.1	1.4	16	16
Fourth	R8	W11-L	Bedroom	1.5			
		W11-U	Bedroom	8.9	10.4	76	27
Fourth	R9	W12-L	Bedroom	0.6			
		W12-U	Bedroom	2.0	2.7	21	21
Fourth	R10	W13-L	Bedroom	0.6			
		W13-U	Bedroom	2.0	2.6	20	20
Fourth	R11	W14-L	Bedroom	1.6			
		W14-U	Bedroom	6.3	7.9	57	24
Fourth	R12	W15-L	LKD	0.4			
		W15-U	LKD	1.7			
		W16-L	LKD	0.4			
		W16-U	LKD	1.4	3.9	70	27
Fourth	R13	W17-L	Bedroom	0.8			
		W17-U	Bedroom	3.1	4.0	32	12
Fourth	R14	W18-L	Bedroom	0.5			
		W18-U	Bedroom	1.5	2.0	15	6
Fourth	R15	W19-L	Bedroom	0.6			
		W19-U	Bedroom	1.8	2.4	18	8
Fourth	R16	W20-L	LKD	0.3			
		W20-U	LKD	1.3			

Floor	Room ID	Window ID	Room Use	ADF	TOTAL ADF	ROOM TOTAL APSH	ROOM WINTER APSH
		W105-L	LKD	0.1			
		W105-U	LKD	0.3	2.1	34	14
Fourth	R17	W21-L	Bedroom	0.3			
		W21-U	Bedroom	0.8	1.1	8	1
Fourth	R18	W22-L	Bedroom	0.3			
		W22-U	Bedroom	1.0	1.3	11	2
Fourth	R19	W23-L	LKD	0.1			
		W23-U	LKD	0.4			
		W24-L	LKD	0.1			
		W24-U	LKD	0.7			
		W25-L	LKD	0.4			
		W25-U	LKD	2.5			
		W26-L	LKD	0.1			
		W26-U	LKD	0.5	4.8	50	15
Fourth	R20	W27-L	LKD	0.1			
		W27-U	LKD	0.5			
		W28-L	LKD	0.4			
		W28-U	LKD	2.3			
		W29-L	LKD	0.1			
		W29-U	LKD	0.6			
		W30-L	LKD	0.1			
		W30-U	LKD	0.3	4.3	42	13
Fourth	R21	W31-L	Bedroom	0.3			
		W31-U	Bedroom	0.7			
		W32-L	Bedroom	0.3			
		W32-U	Bedroom	0.7	2.0	11	1
Fourth	R22	W33-L	Bedroom	0.6			
		W33-U	Bedroom	2.3	3.0	31	8
Fourth	R23	W34-L	Bedroom	0.2			
		W34-U	Bedroom	0.5			
		W35-L	Bedroom	0.2			
		W35-U	Bedroom	0.5	1.4	11	1
Fourth	R24	W36-L	LKD	0.1			
		W36-U	LKD	0.4			
		W37-L	LKD	0.1			
		W37-U	LKD	0.8			
		W38-L	LKD	0.5			
		W38-U	LKD	3.2			
		W39-L	LKD	0.1			
		W39-U	LKD	0.7	6.0	50	14
Fourth	R25	W40-L	Bedroom	0.2			
		W40-U	Bedroom	0.9			
		W41-L	Bedroom	0.7			
		W41-U	Bedroom	4.4			
		W42-L	Bedroom	0.2			
		W42-U	Bedroom	1.1			
		W43-L	Bedroom	0.1			
		W43-U	Bedroom	0.6	8.2	42	12
Fourth	R26	W44-L	Bedroom	0.3			
		W44-U	Bedroom	0.8	1.0	10	0
Fourth	R27	W45-L	Bedroom	0.3			
		W45-U	Bedroom	0.7	0.9	8	0
Fourth	R28	W46-L	LKD	0.1			
		W46-U	LKD	0.2			
		W47-L	LKD	0.3			
		W47-U	LKD	1.2			
		W48-L	LKD	0.2			
		W48-U	LKD	0.9			
		W49-L	LKD	0.1			
		W49-U	LKD	0.6			
		W50-L	LKD	0.5			
		W50-U	LKD	2.6			
		W51-L	LKD	0.1			
		W51-U	LKD	0.4	7.1	37	7

Floor	Room ID	Window ID	Room Use	ADF	TOTAL ADF	ROOM TOTAL APSH	ROOM WINTER APSH
Fourth	R29	W52-L	LKD	0.1			
		W52-U	LKD	0.5			
		W53-L	LKD	0.4			
		W53-U	LKD	2.5			
		W54-L	LKD	0.1			
		W54-U	LKD	0.5			
		W55-L	LKD	0.2			
		W55-U	LKD	0.8			
		W56-L	LKD	0.3			
		W56-U	LKD	1.3			
		W106-L	LKD	0.1			
		W106-U	LKD	0.2	7.1	29	2
		Fourth	R30	W57-L	Bedroom	0.3	
W57-U	Bedroom			0.9	1.2	N/R	N/R
Fourth	R31	W58-L	Bedroom	0.3			
		W58-U	Bedroom	1.0	1.3	N/R	N/R
Fourth	R32	W59-L	Bedroom	0.2			
		W59-U	Bedroom	1.0			
		W60-L	Bedroom	0.8			
		W60-U	Bedroom	4.5			
		W61-L	Bedroom	0.1			
		W61-U	Bedroom	0.8			
		W107-L	Bedroom	0.1			
		W107-U	Bedroom	0.5	8.0	27	5
Fourth	R33	W62-L	LKD	0.1			
		W62-U	LKD	0.7			
		W63-L	LKD	0.6			
		W63-U	LKD	3.7			
		W64-L	LKD	0.1			
		W64-U	LKD	0.8			
		W108-L	LKD	0.1			
		W108-U	LKD	0.4	6.6	29	4
Fourth	R34	W65-L	Bedroom	0.2			
		W65-U	Bedroom	0.7			
		W66-L	Bedroom	0.2			
		W66-U	Bedroom	0.7	1.8	N/R	N/R
Fourth	R35	W67-L	Bedroom	0.7			
		W67-U	Bedroom	2.6	3.3	N/R	N/R
Fourth	R36	W68-L	Bedroom	0.3			
		W68-U	Bedroom	0.8			
		W69-L	Bedroom	0.3			
		W69-U	Bedroom	0.8	2.1	N/R	N/R
Fourth	R37	W70-L	LKD	0.1			
		W70-U	LKD	0.6			
		W71-L	LKD	0.4			
		W71-U	LKD	2.6			
		W72-L	LKD	0.1			
		W72-U	LKD	0.5			
		W109-L	LKD	0.1			
		W109-U	LKD	0.3	4.8	21	0
Fourth	R38	W73-L	LKD	0.1			
		W73-U	LKD	0.6			
		W74-L	LKD	0.5			
		W74-U	LKD	2.8			
		W75-L	LKD	0.1			
		W75-U	LKD	0.5			
		W110-L	LKD	0.1			
		W110-U	LKD	0.2	4.9	21	0
Fourth	R39	W76-L	Bedroom	0.3			
		W76-U	Bedroom	1.0	1.3	N/R	N/R
Fourth	R40	W77-L	Bedroom	0.3			
		W77-U	Bedroom	0.8	1.1	N/R	N/R
Fourth	R41	W78-L	LKD	0.4			

Floor	Room ID	Window ID	Room Use	ADF	TOTAL ADF	ROOM TOTAL APSH	ROOM WINTER APSH
		W78-U	LKD	1.4	1.7	N/R	N/R
Fourth	R42	W79-L	Bedroom	0.3			
		W79-U	Bedroom	0.9	1.2	N/R	N/R
Fourth	R43	W80-L	Bedroom	0.2			
		W80-U	Bedroom	0.6	0.7	N/R	N/R
Fourth	R44	W81-L	Bedroom	0.5			
		W81-U	Bedroom	1.5	1.9	N/R	N/R
Fourth	R45	W82-L	Bedroom	0.4			
		W82-U	Bedroom	1.3	1.7	N/R	N/R
Fourth	R46	W83-L	Bedroom	0.6			
		W83-U	Bedroom	2.0	2.6	N/R	N/R
Fourth	R47	W84-L	LKD	0.1			
		W84-U	LKD	0.6			
		W85-L	LKD	0.6			
		W85-U	LKD	3.3			
		W86-L	LKD	0.1			
		W86-U	LKD	0.6	5.2	2	0
Fourth	R48	W87-L	LKD	0.1			
		W87-U	LKD	0.4			
		W88-L	LKD	0.4			
		W88-U	LKD	2.4			
		W89-L	LKD	0.1			
		W89-U	LKD	0.5			
		W90-L	LKD	0.1			
		W90-U	LKD	0.2			
		W111-L	LKD	0.1			
		W111-U	LKD	0.2	4.5	3	0
Fourth	R49	W91-L	Bedroom	0.2			
		W91-U	Bedroom	0.7	1.0	N/R	N/R
Fourth	R50	W92-L	Bedroom	0.5			
		W92-U	Bedroom	2.0	2.5	N/R	N/R
Fourth	R51	W93-L	Bedroom	0.2			
		W93-U	Bedroom	0.4			
		W94-L	Bedroom	0.2			
		W94-U	Bedroom	0.4	1.2	N/R	N/R
Fourth	R52	W95-L	LKD	0.5			
		W95-U	LKD	1.7			
		W96-L	LKD	0.2			
		W96-U	LKD	1.0			
		W112-L	LKD	0.1			
		W112-U	LKD	0.3	3.8	N/R	N/R
Fourth	R53	W97-L	Bedroom	0.3			
		W97-U	Bedroom	1.6			
		W98-L	Bedroom	0.9			
		W98-U	Bedroom	5.4			
		W99-L	Bedroom	0.2			
		W99-U	Bedroom	1.3	9.6	29	11
Fourth	R54	W100-L	Bedroom	0.2			
		W100-U	Bedroom	1.1			
		W101-L	Bedroom	0.9			
		W101-U	Bedroom	5.5			
		W102-L	Bedroom	0.3			
		W102-U	Bedroom	1.8	9.8	39	14
Fifth	R1	W1-L	LKD	0.3			
		W1-U	LKD	1.3			
		W2-L	LKD	0.7			
		W2-U	LKD	3.0			
		W103-L	LKD	0.1			
		W103-U	LKD	0.5	5.9	76	28
Fifth	R2	W3-L	Bedroom	0.4			
		W3-U	Bedroom	1.3			

Floor	Room ID	Window ID	Room Use	ADF	TOTAL ADF	ROOM TOTAL APSH	ROOM WINTER APSH
		W4-L	Bedroom	0.4			
		W4-U	Bedroom	1.3	3.3	19	19
Fifth	R3	W5-L	LKD	0.7			
		W5-U	LKD	3.0			
		W104-L	LKD	0.1			
		W104-U	LKD	0.4	4.3	78	29
Fifth	R4	W6-L	Bedroom	0.4			
		W6-U	Bedroom	1.4	1.9	17	17
Fifth	R5	W7-L	Bedroom	0.3			
		W7-U	Bedroom	1.0	1.3	18	18
Fifth	R6	W8-L	LKD	0.6			
		W8-U	LKD	2.4			
		W9-L	LKD	0.1			
		W9-U	LKD	0.5	3.6	66	26
Fifth	R7	W10-L	Bedroom	0.3			
		W10-U	Bedroom	1.1	1.5	17	17
Fifth	R8	W11-L	Bedroom	1.6			
		W11-U	Bedroom	7.3	8.9	78	29
Fifth	R9	W12-L	Bedroom	0.6			
		W12-U	Bedroom	2.0	2.6	21	21
Fifth	R10	W13-L	Bedroom	0.6			
		W13-U	Bedroom	1.9	2.5	22	22
Fifth	R11	W14-L	Bedroom	1.8			
		W14-U	Bedroom	7.2	9.0	66	26
Fifth	R12	W15-L	LKD	0.5			
		W15-U	LKD	1.9			
		W16-L	LKD	0.4			
		W16-U	LKD	1.6	4.4	80	28
Fifth	R13	W17-L	Bedroom	0.9			
		W17-U	Bedroom	3.6	4.5	38	12
Fifth	R14	W18-L	Bedroom	0.5			
		W18-U	Bedroom	1.5	2.0	15	6
Fifth	R15	W19-L	Bedroom	0.6			
		W19-U	Bedroom	1.8	2.4	17	7
Fifth	R16	W20-L	LKD	0.4			
		W20-U	LKD	1.5			
		W105-L	LKD	0.1			
		W105-U	LKD	0.3	2.3	40	14
Fifth	R17	W21-L	Bedroom	0.3			
		W21-U	Bedroom	0.8	1.1	8	1
Fifth	R18	W22-L	Bedroom	0.3			
		W22-U	Bedroom	1.0	1.3	10	3
Fifth	R19	W23-L	LKD	0.1			
		W23-U	LKD	0.3			
		W24-L	LKD	0.1			
		W24-U	LKD	0.7			
		W25-L	LKD	0.5			
		W25-U	LKD	2.6			
		W26-L	LKD	0.1			
		W26-U	LKD	0.5	4.9	52	15
Fifth	R20	W27-L	LKD	0.1			
		W27-U	LKD	0.5			
		W28-L	LKD	0.4			
		W28-U	LKD	2.4			
		W29-L	LKD	0.1			
		W29-U	LKD	0.6			
		W30-L	LKD	0.1			
		W30-U	LKD	0.3	4.4	49	13

Floor	Room ID	Window ID	Room Use	ADF	TOTAL ADF	ROOM TOTAL APSH	ROOM WINTER APSH
Fifth	R21	W31-L	Bedroom	0.3	2.1	11	1
		W31-U	Bedroom	0.8			
		W32-L	Bedroom	0.3			
		W32-U	Bedroom	0.8			
Fifth	R22	W33-L	Bedroom	0.7	3.5	36	9
		W33-U	Bedroom	2.8			
Fifth	R23	W34-L	Bedroom	0.2	1.5	12	3
		W34-U	Bedroom	0.6			
		W35-L	Bedroom	0.2			
		W35-U	Bedroom	0.5			
Fifth	R24	W36-L	LKD	0.1	6.1	54	16
		W36-U	LKD	0.4			
		W37-L	LKD	0.1			
		W37-U	LKD	0.8			
		W38-L	LKD	0.6			
		W38-U	LKD	3.3			
		W39-L	LKD	0.1			
		W39-U	LKD	0.7			
Fifth	R25	W40-L	Bedroom	0.2	8.4	52	14
		W40-U	Bedroom	0.9			
		W41-L	Bedroom	0.8			
		W41-U	Bedroom	4.4			
		W42-L	Bedroom	0.2			
		W42-U	Bedroom	1.1			
		W43-L	Bedroom	0.1			
		W43-U	Bedroom	0.6			
Fifth	R26	W44-L	Bedroom	0.3	1.1	10	0
		W44-U	Bedroom	0.8			
Fifth	R27	W45-L	Bedroom	0.3	1.0	10	3
		W45-U	Bedroom	0.7			
Fifth	R28	W46-L	LKD	0.1	7.3	44	11
		W46-U	LKD	0.2			
		W47-L	LKD	0.3			
		W47-U	LKD	1.4			
		W48-L	LKD	0.2			
		W48-U	LKD	0.9			
		W49-L	LKD	0.1			
		W49-U	LKD	0.6			
		W50-L	LKD	0.5			
		W50-U	LKD	2.5			
		W51-L	LKD	0.1			
		W51-U	LKD	0.5			
Fifth	R29	W52-L	LKD	0.1	7.5	34	3
		W52-U	LKD	0.5			
		W53-L	LKD	0.5			
		W53-U	LKD	2.5			
		W54-L	LKD	0.1			
		W54-U	LKD	0.6			
		W55-L	LKD	0.2			
		W55-U	LKD	0.9			
		W56-L	LKD	0.4			
		W56-U	LKD	1.5			
		W106-L	LKD	0.1			
		W106-U	LKD	0.2			
Fifth	R30	W57-L	Bedroom	0.3	1.3	N/R	N/R
		W57-U	Bedroom	1.0			
Fifth	R31	W58-L	Bedroom	0.3	1.4	N/R	N/R
		W58-U	Bedroom	1.1			
Fifth	R32	W59-L	Bedroom	0.2	1.4	N/R	N/R
		W59-U	Bedroom	1.1			
		W60-L	Bedroom	0.8			
		W60-U	Bedroom	4.7			
		W61-L	Bedroom	0.2			
		W61-U	Bedroom	0.9			

Floor	Room ID	Window ID	Room Use	ADF	TOTAL ADF	ROOM TOTAL AP/SH	ROOM WINTER AP/SH
		W107-L	Bedroom	0.1			
		W107-U	Bedroom	0.5	8.4	32	4
Fifth	R33	W62-L	LKD	0.1			
		W62-U	LKD	0.8			
		W63-L	LKD	0.7			
		W63-U	LKD	3.8			
		W64-L	LKD	0.1			
		W64-U	LKD	0.8			
		W108-L	LKD	0.1			
		W108-U	LKD	0.4	6.9	35	7
Fifth	R34	W65-L	Bedroom	0.2			
		W65-U	Bedroom	0.7			
		W66-L	Bedroom	0.2			
		W66-U	Bedroom	0.7	2.0	N/R	N/R
Fifth	R35	W67-L	Bedroom	0.8			
		W67-U	Bedroom	3.2	3.9	N/R	N/R
Fifth	R36	W68-L	Bedroom	0.3			
		W68-U	Bedroom	0.8			
		W69-L	Bedroom	0.3			
		W69-U	Bedroom	0.9	2.2	N/R	N/R
Fifth	R37	W70-L	LKD	0.1			
		W70-U	LKD	0.7			
		W71-L	LKD	0.5			
		W71-U	LKD	2.8			
		W72-L	LKD	0.1			
		W72-U	LKD	0.5			
		W109-L	LKD	0.1			
		W109-U	LKD	0.3	5.0	29	1
Fifth	R38	W73-L	LKD	0.1			
		W73-U	LKD	0.6			
		W74-L	LKD	0.5			
		W74-U	LKD	3.0			
		W75-L	LKD	0.1			
		W75-U	LKD	0.6			
		W110-L	LKD	0.1			
		W110-U	LKD	0.2	5.2	28	1
Fifth	R39	W76-L	Bedroom	0.3			
		W76-U	Bedroom	1.0	1.4	N/R	N/R
Fifth	R40	W77-L	Bedroom	0.3			
		W77-U	Bedroom	0.9	1.1	N/R	N/R
Fifth	R41	W78-L	LKD	0.4			
		W78-U	LKD	1.7	2.1	N/R	N/R
Fifth	R42	W79-L	Bedroom	0.3			
		W79-U	Bedroom	1.0	1.3	N/R	N/R
Fifth	R43	W80-L	Bedroom	0.2			
		W80-U	Bedroom	0.6	0.8	N/R	N/R
Fifth	R44	W81-L	Bedroom	0.5			
		W81-U	Bedroom	1.5	2.0	N/R	N/R
Fifth	R45	W82-L	Bedroom	0.4			
		W82-U	Bedroom	1.4	1.8	N/R	N/R
Fifth	R46	W83-L	Bedroom	0.6			
		W83-U	Bedroom	2.0	2.6	N/R	N/R
Fifth	R47	W84-L	LKD	0.1			
		W84-U	LKD	0.6			
		W85-L	LKD	0.6			
		W85-U	LKD	3.5			
		W86-L	LKD	0.1			
		W86-U	LKD	0.7	5.6	3	0
Fifth	R48	W87-L	LKD	0.1			
		W87-U	LKD	0.5			

Floor	Room ID	Window ID	Room Use	ADF	TOTAL ADF	ROOM TOTAL AP SH	ROOM WINTER AP SH
		W88-L	LKD	0.4			
		W88-U	LKD	2.5			
		W89-L	LKD	0.1			
		W89-U	LKD	0.6			
		W90-L	LKD	0.1			
		W90-U	LKD	0.3			
		W111-L	LKD	0.1			
		W111-U	LKD	0.2	4.9	4	0
Fifth	R49	W91-L	Bedroom	0.3			
		W91-U	Bedroom	0.8	1.1	N/R	N/R
Fifth	R50	W92-L	Bedroom	0.7			
		W92-U	Bedroom	2.8			
		W112-L	Bedroom	0.1			
		W112-U	Bedroom	0.5	4.1	N/R	N/R
Fifth	R51	W93-L	Bedroom	0.3			
		W93-U	Bedroom	0.7			
		W94-L	Bedroom	0.3			
		W94-U	Bedroom	0.7	1.8	N/R	N/R
Fifth	R52	W95-L	LKD	0.6			
		W95-U	LKD	2.3			
		W96-L	LKD	0.3			
		W96-U	LKD	1.2			
		W113-L	LKD	0.1			
		W113-U	LKD	0.4	4.8	N/R	N/R
Fifth	R53	W97-L	Bedroom	0.3			
		W97-U	Bedroom	1.7			
		W98-L	Bedroom	1.0			
		W98-U	Bedroom	5.8			
		W99-L	Bedroom	0.2			
		W99-U	Bedroom	1.4	10.5	35	12
Fifth	R54	W100-L	Bedroom	0.2			
		W100-U	Bedroom	1.3			
		W101-L	Bedroom	1.0			
		W101-U	Bedroom	5.9			
		W102-L	Bedroom	0.3			
		W102-U	Bedroom	1.8	10.6	42	16
Sixth	R1	W1-L	LKD	0.5			
		W1-U	LKD	2.2			
		W2-L	LKD	0.2			
		W2-U	LKD	1.0			
		W3-L	LKD	0.4			
		W3-U	LKD	1.8			
		W70-L	LKD	0.1			
		W70-U	LKD	0.3	6.5	31	5
Sixth	R2	W4-L	Bedroom	0.4			
		W4-U	Bedroom	1.2	1.6	N/R	N/R
Sixth	R3	W5-L	Bedroom	0.4			
		W5-U	Bedroom	1.2	1.6	N/R	N/R
Sixth	R4	W6-L	Bedroom	1.0			
		W6-U	Bedroom	4.3			
		W71-L	Bedroom	0.2			
		W71-U	Bedroom	0.7	6.2	N/R	N/R
Sixth	R5	W7-L	LKD	0.8			
		W7-U	LKD	3.4			
		W72-L	LKD	0.1			
		W72-U	LKD	0.6	4.9	25	4
Sixth	R6	W8-L	Bedroom	0.3			
		W8-U	Bedroom	0.9			
		W9-L	Bedroom	0.3			
		W9-U	Bedroom	0.9	2.4	N/R	N/R
Sixth	R7	W10-L	Bedroom	0.8			
		W10-U	Bedroom	3.4	4.2	N/R	N/R

Floor	Room ID	Window ID	Room Use	ADF	TOTAL ADF	ROOM TOTAL APSH	ROOM WINTER APSH
Sixth	R8	W11-L	Bedroom	0.3	2.8	N/R	N/R
		W11-U	Bedroom	1.1			
		W12-L	Bedroom	0.3			
		W12-U	Bedroom	1.1			
Sixth	R9	W13-L	LKD	0.6	3.7	N/R	N/R
		W13-U	LKD	2.6			
		W73-L	LKD	0.1			
		W73-U	LKD	0.4			
Sixth	R10	W14-L	LKD	0.6	3.9	26	1
		W14-U	LKD	2.8			
		W74-L	LKD	0.1			
		W74-U	LKD	0.3			
Sixth	R11	W15-L	Bedroom	0.4	1.6	N/R	N/R
		W15-U	Bedroom	1.3			
Sixth	R12	W16-L	Bedroom	0.3	1.4	N/R	N/R
		W16-U	Bedroom	1.1			
Sixth	R13	W17-L	LKD	0.4	2.3	N/R	N/R
		W17-U	LKD	1.8			
Sixth	R14	W18-L	Bedroom	0.4	1.6	N/R	N/R
		W18-U	Bedroom	1.3			
Sixth	R15	W19-L	Bedroom	0.2	1.0	N/R	N/R
		W19-U	Bedroom	0.8			
Sixth	R16	W20-L	Bedroom	0.5	2.3	N/R	N/R
		W20-U	Bedroom	1.8			
Sixth	R17	W21-L	Bedroom	0.5	2.2	N/R	N/R
		W21-U	Bedroom	1.7			
Sixth	R18	W22-L	LKD	0.7	2.8	N/R	N/R
		W22-U	LKD	2.2			
Sixth	R19	W23-L	LKD	0.8	4.1	N/R	N/R
		W23-U	LKD	3.4			
Sixth	R20	W24-L	LKD	0.6	4.0	1	0
		W24-U	LKD	2.5			
		W25-L	LKD	0.1			
		W25-U	LKD	0.4			
		W75-L	LKD	0.1			
		W75-U	LKD	0.4			
Sixth	R21	W26-L	Bedroom	0.3	1.2	N/R	N/R
		W26-U	Bedroom	0.9			
Sixth	R22	W27-L	Bedroom	0.8	4.8	N/R	N/R
		W27-U	Bedroom	3.3			
		W76-L	Bedroom	0.2			
		W76-U	Bedroom	0.6			
Sixth	R23	W28-L	Bedroom	0.3	2.6	N/R	N/R
		W28-U	Bedroom	1.0			
		W29-L	Bedroom	0.3			
		W29-U	Bedroom	1.0			
Sixth	R24	W30-L	LKD	0.6	4.9	N/R	N/R
		W30-U	LKD	2.7			
		W31-L	LKD	0.3			
		W31-U	LKD	1.3			
Sixth	R25	W32-L	Bedroom	1.3	7.3	28	7
		W32-U	Bedroom	6.0			
Sixth	R26	W33-L	Bedroom	1.4	7.5	29	8
		W33-U	Bedroom	6.1			
Sixth	R27	W34-L	LKD	0.3			
		W34-U	LKD	1.4			
		W35-L	LKD	0.8			

Floor	Room ID	Window ID	Room Use	ADF	TOTAL ADF	ROOM TOTAL APSH	ROOM WINTER APSH
		W35-U	LKD	3.0			
		W77-L	LKD	0.1			
		W77-U	LKD	0.6	6.2	77	28
Sixth	R28	W36-L	Bedroom	0.4			
		W36-U	Bedroom	1.4			
		W37-L	Bedroom	0.4			
		W37-U	Bedroom	1.4	3.7	20	20
Sixth	R29	W38-L	LKD	0.5			
		W38-U	LKD	1.9			
		W78-L	LKD	0.1			
		W78-U	LKD	0.5	2.9	66	28
Sixth	R30	W39-L	Bedroom	0.5			
		W39-U	Bedroom	1.6	2.0	18	18
Sixth	R31	W40-L	Bedroom	0.3			
		W40-U	Bedroom	1.1	1.4	18	18
Sixth	R32	W41-L	LKD	0.6			
		W41-U	LKD	2.5			
		W42-L	LKD	0.2			
		W42-U	LKD	0.5	3.8	66	26
Sixth	R33	W43-L	Bedroom	0.4			
		W43-U	Bedroom	1.2	1.6	17	17
Sixth	R34	W44-L	Bedroom	1.1			
		W44-U	Bedroom	4.5	5.6	62	26
Sixth	R35	W45-L	Bedroom	0.6			
		W45-U	Bedroom	2.1	2.8	21	21
Sixth	R36	W46-L	Bedroom	0.6			
		W46-U	Bedroom	2.1	2.7	22	22
Sixth	R37	W47-L	Bedroom	1.7			
		W47-U	Bedroom	6.5	8.2	59	26
Sixth	R38	W48-L	LKD	0.5			
		W48-U	LKD	1.7			
		W49-L	LKD	0.4			
		W49-U	LKD	1.6	4.2	75	28
Sixth	R39	W50-L	Bedroom	0.9			
		W50-U	Bedroom	3.6	4.5	42	14
Sixth	R40	W51-L	Bedroom	0.6			
		W51-U	Bedroom	1.8	2.3	19	6
Sixth	R41	W52-L	Bedroom	0.7			
		W52-U	Bedroom	2.1	2.8	21	7
Sixth	R42	W53-L	LKD	0.4			
		W53-U	LKD	1.6			
		W79-L	LKD	0.1			
		W79-U	LKD	0.3	2.4	45	14
Sixth	R43	W54-L	Bedroom	0.3			
		W54-U	Bedroom	0.9	1.2	15	1
Sixth	R44	W55-L	Bedroom	0.4			
		W55-U	Bedroom	1.2	1.6	15	3
Sixth	R45	W56-L	LKD	0.5			
		W56-U	LKD	2.3			
		W80-L	LKD	0.1			
		W80-U	LKD	0.4	3.4	44	11
Sixth	R46	W57-L	LKD	0.6			
		W57-U	LKD	2.5			
		W81-L	LKD	0.1			
		W81-U	LKD	0.4	3.6	43	10
Sixth	R47	W58-L	Bedroom	0.3			

Floor	Room ID	Window ID	Room Use	ADF	TOTAL ADF	ROOM TOTAL APSH	ROOM WINTER APSH
		W58-U	Bedroom	1.1			
		W59-L	Bedroom	0.3			
		W59-U	Bedroom	1.1	2.8	18	3
Sixth	R48	W60-L	Bedroom	0.8			
		W60-U	Bedroom	3.1	3.9	41	11
Sixth	R49	W61-L	Bedroom	0.2			
		W61-U	Bedroom	0.7			
		W62-L	Bedroom	0.2			
		W62-U	Bedroom	0.7	2.0	17	3
Sixth	R50	W63-L	LKD	0.7			
		W63-U	LKD	3.1			
		W82-L	LKD	0.1			
		W82-U	LKD	0.5	4.4	44	11
Sixth	R51	W64-L	Bedroom	1.0			
		W64-U	Bedroom	4.4			
		W83-L	Bedroom	0.0			
		W83-U	Bedroom	0.1	5.6	45	11
Sixth	R52	W65-L	Bedroom	0.3			
		W65-U	Bedroom	1.0	1.3	15	1
Sixth	R53	W66-L	Bedroom	0.3			
		W66-U	Bedroom	1.0	1.3	15	4
Sixth	R54	W67-L	LKD	0.4			
		W67-U	LKD	1.6			
		W68-L	LKD	0.2			
		W68-U	LKD	1.0			
		W69-L	LKD	0.5			
		W69-U	LKD	2.2			
		W84-L	LKD	0.0			
		W84-U	LKD	0.1	6.1	44	11
Seventh	R1	W1-L	LKD	0.5			
		W1-U	LKD	2.4			
		W2-L	LKD	0.5			
		W2-U	LKD	2.2	5.5	67	26
Seventh	R2	W3-L	Bedroom	0.3			
		W3-U	Bedroom	1.9	2.2	56	25
Seventh	R3	W4-L	LKD	0.5			
		W4-U	LKD	2.2	2.7	62	22
Seventh	R4	W5-L	LKD	0.4			
		W5-U	LKD	1.9			
		W6-L	LKD	0.4			
		W6-U	LKD	1.8	4.5	67	26
Seventh	R5	W7-L	Bedroom	0.4			
		W7-U	Bedroom	2.4	2.7	56	25
Seventh	R6	W8-L	LKD	0.5			
		W8-U	LKD	2.3	2.8	50	21
Seventh	R7	W9-L	Bedroom	1.0			
		W9-U	Bedroom	4.1	5.1	66	26
Seventh	R8	W10-L	LKD	0.4			
		W10-U	LKD	1.8			
		W11-L	LKD	0.4			
		W11-U	LKD	1.7			
		W12-L	LKD	0.4			
		W12-U	LKD	1.7	6.3	83	28
Seventh	R9	W13-L	Bedroom	0.4			
		W13-U	Bedroom	2.0	2.4	28	5
Seventh	R10	W14-L	Bedroom	0.5			
		W14-U	Bedroom	2.2	2.7	37	8
Seventh	R11	W15-L	Bedroom	0.8			

Floor	Room ID	Window ID	Room Use	ADF	TOTAL ADF	ROOM TOTAL APSH	ROOM WINTER APSH
		W15-U	Bedroom	4.0	4.8	45	12
Seventh	R12	W16-L W16-U	LKD LKD	0.6 2.6	3.1	45	12
Seventh	R13	W18-L W18-U	Bedroom Bedroom	0.3 1.4	1.8	33	5
Seventh	R14	W19-L W19-U	Bedroom Bedroom	0.3 1.3	1.6	37	7
Seventh	R15	W21-L W21-U W22-L W22-U	LKD LKD LKD LKD	0.4 2.0 0.4 2.0	4.8	46	12
Seventh	R16	W23-L W23-U	LKD LKD	0.5 2.0	2.5	45	12
Seventh	R17	W25-L W25-U	Bedroom Bedroom	0.5 2.1	2.6	33	5
Seventh	R18	W26-L W26-U	Bedroom Bedroom	0.4 1.8	2.2	37	7
Seventh	R19	W28-L W28-U W29-L W29-U W31-L W31-U	LKD LKD LKD LKD LKD LKD	0.1 0.7 0.1 0.7 0.1 0.6	2.5	39	7
Seventh	R20	W32-L W32-U	Bedroom Bedroom	0.5 2.3	2.9	N/R	N/R
Seventh	R21	W34-L W34-U	Bedroom Bedroom	0.5 2.5	3.0	N/R	N/R
Seventh	R22	W35-L W35-U	Bedroom Bedroom	0.6 3.1	3.7	N/R	N/R
Seventh	R23	W37-L W37-U	Bedroom Bedroom	0.4 1.9	2.4	N/R	N/R
Seventh	R24	W38-L W38-U	Bedroom Bedroom	0.5 2.2	2.7	N/R	N/R
Seventh	R25	W40-L W40-U	LKD LKD	0.5 2.2	2.7	N/R	N/R
Seventh	R26	W41-L W41-U W42-L W42-U	LKD LKD LKD LKD	0.4 2.1 0.4 2.1	5.0	N/R	N/R
Seventh	R27	W44-L W44-U	Bedroom Bedroom	0.3 1.4	1.7	N/R	N/R
Seventh	R28	W45-L W45-U	Bedroom Bedroom	0.3 1.5	1.9	N/R	N/R
Seventh	R29	W47-L W47-U	LKD LKD	0.6 2.5	3.1	N/R	N/R
Seventh	R30	W48-L W48-U	LKD LKD	0.6 2.8	3.3	N/R	N/R
Seventh	R31	W49-L W49-U	Bedroom Bedroom	0.3 1.6	2.0	N/R	N/R
Seventh	R32	W50-L W50-U	Bedroom Bedroom	0.4 1.8	2.2	N/R	N/R
Seventh	R33	W51-L W51-U	Bedroom Bedroom	0.6 2.9	3.5	N/R	N/R

Floor	Room ID	Window ID	Room Use	ADF	TOTAL ADF	ROOM TOTAL APSH	ROOM WINTER APSH
Seventh	R34	W52-L	LKD	0.2	2.5	N/R	N/R
		W52-U	LKD	0.7			
		W53-L	LKD	0.2			
		W53-U	LKD	0.7			
		W54-L	LKD	0.2			
		W54-U	LKD	0.7			
Seventh	R35	W55-L	Bedroom	0.5	5.6	N/R	N/R
		W55-U	Bedroom	2.3			
		W56-L	Bedroom	0.5			
		W56-U	Bedroom	2.3			
Seventh	R36	W57-L	Bedroom	0.6	3.4	N/R	N/R
		W57-U	Bedroom	2.8			
Seventh	R37	W58-L	LKD	0.5	3.1	N/R	N/R
		W58-U	LKD	2.6			
Seventh	R38	W59-L	LKD	0.5	5.7	N/R	N/R
		W59-U	LKD	2.3			
		W60-L	LKD	0.5			
		W60-U	LKD	2.3			
Seventh	R39	W61-L	Bedroom	0.3	3.8	23	4
		W61-U	Bedroom	1.5			
		W62-L	Bedroom	0.3			
		W62-U	Bedroom	1.5			
Seventh	R40	W63-L	Bedroom	0.3	3.8	25	5
		W63-U	Bedroom	1.5			
		W64-L	Bedroom	0.3			
		W64-U	Bedroom	1.6			
Eighth	R1	W30-L	Bedroom	0.6	3.6	49	20
		W30-U	Bedroom	3.0			
Eighth	R2	W1-L	Bedroom	0.6	3.5	49	20
		W1-U	Bedroom	2.9			
Eighth	R3	W2-L	LKD	0.2	3.2	65	22
		W2-U	LKD	1.1			
		W3-L	LKD	0.2			
		W3-U	LKD	1.1			
		W4-L	LKD	0.1			
		W4-U	LKD	0.5			
Eighth	R4	W5-L	LKD	0.1	3.2	60	23
		W5-U	LKD	0.5			
		W6-L	LKD	0.2			
		W6-U	LKD	1.1			
		W7-L	LKD	0.2			
		W7-U	LKD	1.1			
Eighth	R5	W8-L	Bedroom	0.9	5.0	53	22
		W8-U	Bedroom	4.0			
Eighth	R6	W9-L	Bedroom	1.1	5.9	60	26
		W9-U	Bedroom	4.8			
Eighth	R7	W10-L	LKD	0.1	4.6	82	28
		W10-U	LKD	0.6			
		W11-L	LKD	0.1			
		W11-U	LKD	0.5			
		W12-L	LKD	0.1			
		W12-U	LKD	0.5			
		W13-L	LKD	0.1			
		W13-U	LKD	0.3			
		W14-L	LKD	0.1			
		W14-U	LKD	0.4			
		W15	LKD	0.7			
		W16-L	LKD	0.2			
		W16-U	LKD	0.8			
		Eighth	R26	W17-L			
W17-U	LKD			1.0			
W18-L	LKD			0.2			

Floor	Room ID	Window ID	Room Use	ADF	TOTAL ADF	ROOM TOTAL APSH	ROOM WINTER APSH
		W18-U	LKD	1.0			
		W20-L	LKD	0.1			
		W20-U	LKD	0.3			
		W21-L	LKD	0.2			
		W21-U	LKD	0.8	3.8	N/R	N/R
Eighth	R27	W22-L	Bedroom	0.7			
		W22-U	Bedroom	3.6	4.4	N/R	N/R
Eighth	R28	W23-L	Bedroom	0.3			
		W23-U	Bedroom	3.4	3.8	N/R	N/R
Eighth	R29	W24-L	Bedroom	0.3			
		W24-U	Bedroom	3.5	3.9	N/R	N/R
Eighth	R30	W25-L	LKD	0.1			
		W25-U	LKD	0.6			
		W26-L	LKD	0.2			
		W26-U	LKD	1.3			
		W27-L	LKD	0.3			
		W27-U	LKD	1.3	3.9	N/R	N/R
Eighth	R31	W28-L	Bedroom	0.3			
		W28-U	Bedroom	2.8	3.1	30	6
Eighth	R32	W29-L	Bedroom	0.3			
		W29-U	Bedroom	2.8	3.1	24	4
Ninth	R1	W1-L	Bedroom	0.6			
		W1-U	Bedroom	2.4	3.0	60	26
Ninth	R2	W2-L	Bedroom	0.5			
		W2-U	Bedroom	2.2			
		W3-L	Bedroom	0.6			
		W3-U	Bedroom	2.3	5.6	42	10
Block 03							
Ground	R1	W1-L	LKD	0.2			
		W1-U	LKD	0.6	0.8	4	0
Ground	R2	W2-L	Bedroom	0.2			
		W2-U	Bedroom	1.8	1.9	9	0
Ground	R3	W3-L	Bedroom	0.2			
		W3-U	Bedroom	1.6	1.7	8	0
Ground	R4	W4-L	LKD	0.4			
		W4-U	LKD	0.8	1.2	4	0
Ground	R5	W5-L	Bedroom	0.2			
		W5-U	Bedroom	1.6	1.8	10	0
Ground	R6	W6-L	Bedroom	0.2			
		W6-U	Bedroom	1.7	1.9	11	0
Ground	R7	W7-L	LKD	0.4			
		W7-U	LKD	1.3	1.6	15	2
Ground	R8	W8-L	Bedroom	0.2			
		W8-U	Bedroom	2.1	2.3	13	0
Ground	R9	W9-L	LKD	0.4			
		W9-U	LKD	1.2			
		W10-L	LKD	0.3			
		W10-U	LKD	1.2	3.1	19	2
Ground	R10	W11-L	Bedroom	0.2			
		W11-U	Bedroom	1.8	2.0	N/R	N/R
Ground	R11	W12-L	Bedroom	0.5			
		W12-U	Bedroom	2.1	2.6	N/R	N/R
Ground	R12	W13-L	Bedroom	0.7			
		W13-U	Bedroom	2.7	3.4	N/R	N/R

Floor	Room ID	Window ID	Room Use	ADF	TOTAL ADF	ROOM TOTAL AP SH	ROOM WINTER AP SH
Ground	R13	W14-L	LKD	0.2	1.1	N/R	N/R
		W14-U	LKD	0.4			
		W15-L	LKD	0.1			
		W15-U	LKD	0.4			
First	R1	W1-L	LKD	0.3	2.6	8	0
		W1-U	LKD	1.3			
		W51-L	LKD	0.0			
		W51-U	LKD	0.0			
		W53-L	LKD	0.1			
		W53-U	LKD	0.9			
First	R2	W2-L	Bedroom	0.3	0.7	N/R	N/R
		W2-U	Bedroom	0.4			
First	R3	W3-L	Bedroom	0.4	2.0	10	0
		W3-U	Bedroom	1.6			
First	R4	W4-L	Bedroom	0.2	0.6	0	0
		W4-U	Bedroom	0.3			
First	R5	W5-L	Bedroom	0.2	0.2	0	0
		W5-U	Bedroom	0.0			
First	R6	W6-L	LKD	0.0	3.6	23	0
		W6-U	LKD	0.1			
		W7-L	LKD	0.1			
		W7-U	LKD	0.5			
		W8-L	LKD	0.4			
		W8-U	LKD	2.0			
		W9-L	LKD	0.1			
		W9-U	LKD	0.5			
First	R7	W10-L	LKD	0.1	4.3	21	2
		W10-U	LKD	0.4			
		W11-L	LKD	0.4			
		W11-U	LKD	2.3			
		W12-L	LKD	0.1			
		W12-U	LKD	0.7			
		W13-L	LKD	0.1			
		W13-U	LKD	0.3			
First	R8	W14-L	Bedroom	0.4	1.4	1	0
		W14-U	Bedroom	0.9			
First	R9	W15-L	Bedroom	0.3	1.1	2	0
		W15-U	Bedroom	0.8			
First	R10	W16-L	Bedroom	0.7	3.4	20	3
		W16-U	Bedroom	2.8			
First	R11	W17-L	Bedroom	0.4	1.3	4	0
		W17-U	Bedroom	0.9			
First	R12	W18-L	LKD	0.4	4.3	26	3
		W18-U	LKD	1.6			
		W19-L	LKD	0.3			
		W19-U	LKD	2.0			
First	R13	W20-L	Bedroom	0.2	0.9	N/R	N/R
		W20-U	Bedroom	0.7			
First	R14	W21-L	Bedroom	0.1	0.4	N/R	N/R
		W21-U	Bedroom	0.3			
First	R15	W22-L	LKD	0.1	5.6	20	1
		W22-U	LKD	0.1			
		W23-L	LKD	0.2			
		W23-U	LKD	2.4			
		W24-L	LKD	0.5			
		W24-U	LKD	2.3			
First	R16	W25-L	Bedroom	0.6	2.8	N/R	N/R
		W25-U	Bedroom	2.1			
First	R17	W26-L	Bedroom	0.9			

Floor	Room ID	Window ID	Room Use	ADF	TOTAL ADF	ROOM TOTAL APSH	ROOM WINTER APSH
		W26-U	Bedroom	3.9	4.9	N/R	N/R
First	R18	W27-L	Bedroom	0.5			
		W27-U	Bedroom	1.5	2.1	N/R	N/R
First	R19	W28-L	Bedroom	0.7			
		W28-U	Bedroom	2.2	3.0	N/R	N/R
First	R20	W29-L	LKD	0.1			
		W29-U	LKD	0.4			
		W30-L	LKD	0.2			
		W30-U	LKD	0.9			
		W31-L	LKD	0.5			
		W31-U	LKD	3.1			
		W32-L	LKD	0.1			
		W32-U	LKD	0.5	5.8	18	1
First	R21	W33-L	LKD	0.1			
		W33-U	LKD	0.6			
		W34-L	LKD	0.5			
		W34-U	LKD	2.9			
		W35-L	LKD	0.1			
		W35-U	LKD	0.6			
		W36-L	LKD	0.0			
		W36-U	LKD	0.1	4.9	22	3
First	R22	W37-L	Bedroom	0.5			
		W37-U	Bedroom	1.4	1.9	N/R	N/R
First	R23	W38-L	Bedroom	0.4			
		W38-U	Bedroom	1.2	1.6	N/R	N/R
First	R24	W39-L	LKD	0.5			
		W39-U	LKD	1.9			
		W40-L	LKD	0.1			
		W40-U	LKD	0.3	2.7	N/R	N/R
First	R25	W41-L	Bedroom	0.3			
		W41-U	Bedroom	0.8	1.1	N/R	N/R
First	R26	W42-L	Bedroom	0.3			
		W42-U	Bedroom	1.0	1.4	N/R	N/R
First	R27	W43-L	LKD	0.1			
		W43-U	LKD	0.3			
		W44-L	LKD	0.3			
		W44-U	LKD	1.1			
		W46-L	LKD	0.1			
		W46-U	LKD	1.4			
		W48-L	LKD	0.0			
		W48-U	LKD	0.0	3.3	15	3
First	R28	W49-L	Bedroom	0.0			
		W49-U	Bedroom	0.0	0.0	0	0
First	R29	W50-L	Bedroom	0.1			
		W50-U	Bedroom	0.1	0.2	0	0
Second	R1	W1-L	LKD	0.3			
		W1-U	LKD	1.3			
		W51-L	LKD	0.0			
		W51-U	LKD	0.1			
		W53-L	LKD	0.2			
		W53-U	LKD	1.0	3.0	19	0
Second	R2	W2-L	Bedroom	0.3			
		W2-U	Bedroom	0.7	1.0	N/R	N/R
Second	R3	W3-L	Bedroom	0.3			
		W3-U	Bedroom	1.0	1.3	9	0
Second	R4	W4-L	Bedroom	0.3			
		W4-U	Bedroom	0.4	0.7	2	0
Second	R5	W5-L	Bedroom	0.3			
		W5-U	Bedroom	0.0	0.3	3	0

Floor	Room ID	Window ID	Room Use	ADF	TOTAL ADF	ROOM TOTAL AP SH	ROOM WINTER AP SH
Second	R6	W6-L	LKD	0.1			
		W6-U	LKD	0.2			
		W7-L	LKD	0.1			
		W7-U	LKD	0.5			
		W8-L	LKD	0.4			
		W8-U	LKD	2.3			
		W9-L	LKD	0.1			
		W9-U	LKD	0.5	4.1	30	3
Second	R7	W10-L	LKD	0.1			
		W10-U	LKD	0.5			
		W11-L	LKD	0.4			
		W11-U	LKD	2.5			
		W12-L	LKD	0.1			
		W12-U	LKD	0.7			
		W13-L	LKD	0.1			
		W13-U	LKD	0.3	4.8	28	5
Second	R8	W14-L	Bedroom	0.5			
		W14-U	Bedroom	1.1	1.7	3	0
Second	R9	W15-L	Bedroom	0.4			
		W15-U	Bedroom	0.9	1.3	7	2
Second	R10	W16-L	Bedroom	0.7			
		W16-U	Bedroom	2.4	3.1	23	3
Second	R11	W17-L	Bedroom	0.4			
		W17-U	Bedroom	1.1	1.5	9	0
Second	R12	W18-L	LKD	0.4			
		W18-U	LKD	1.4			
		W19-L	LKD	0.4			
		W19-U	LKD	1.8	4.0	29	5
Second	R13	W20-L	Bedroom	0.3			
		W20-U	Bedroom	0.8	1.1	N/R	N/R
Second	R14	W21-L	Bedroom	0.2			
		W21-U	Bedroom	0.3	0.5	N/R	N/R
Second	R15	W22-L	LKD	0.1			
		W22-U	LKD	0.2			
		W23-L	LKD	0.5			
		W23-U	LKD	2.1			
		W24-L	LKD	0.6			
		W24-U	LKD	2.1	5.5	24	1
Second	R16	W25-L	Bedroom	0.7			
		W25-U	Bedroom	2.4	3.1	N/R	N/R
Second	R17	W26-L	Bedroom	0.9			
		W26-U	Bedroom	3.6	4.6	N/R	N/R
Second	R18	W27-L	Bedroom	0.6			
		W27-U	Bedroom	1.9	2.5	N/R	N/R
Second	R19	W28-L	Bedroom	0.8			
		W28-U	Bedroom	2.8	3.6	N/R	N/R
Second	R20	W29-L	LKD	0.1			
		W29-U	LKD	0.5			
		W30-L	LKD	0.2			
		W30-U	LKD	0.9			
		W31-L	LKD	0.6			
		W31-U	LKD	3.5			
		W32-L	LKD	0.1			
		W32-U	LKD	0.6	6.4	21	2
Second	R21	W33-L	LKD	0.1			
		W33-U	LKD	0.7			
		W34-L	LKD	0.5			
		W34-U	LKD	3.2			
		W35-L	LKD	0.1			
		W35-U	LKD	0.6			

Floor	Room ID	Window ID	Room Use	ADF	TOTAL ADF	ROOM TOTAL APSH	ROOM WINTER APSH
		W36-L	LKD	0.1			
		W36-U	LKD	0.2	5.5	27	3
Second	R22	W37-L	Bedroom	0.6			
		W37-U	Bedroom	1.9	2.5	N/R	N/R
Second	R23	W38-L	Bedroom	0.5			
		W38-U	Bedroom	1.6	2.1	N/R	N/R
Second	R24	W39-L	LKD	0.5			
		W39-U	LKD	1.8			
		W40-L	LKD	0.1			
		W40-U	LKD	0.3	2.6	N/R	N/R
Second	R25	W41-L	Bedroom	0.3			
		W41-U	Bedroom	1.0	1.3	N/R	N/R
Second	R26	W42-L	Bedroom	0.4			
		W42-U	Bedroom	1.2	1.7	N/R	N/R
Second	R27	W43-L	LKD	0.1			
		W43-U	LKD	0.4			
		W44-L	LKD	0.3			
		W44-U	LKD	0.9			
		W46-L	LKD	0.3			
		W46-U	LKD	1.4			
		W48-L	LKD	0.0			
		W48-U	LKD	0.0	3.4	22	3
Second	R28	W49-L	Bedroom	0.0			
		W49-U	Bedroom	0.0	0.0	0	0
Second	R29	W50-L	Bedroom	0.1			
		W50-U	Bedroom	0.2	0.2	1	1
Third	R1	W1-L	LKD	0.4			
		W1-U	LKD	1.5			
		W51-L	LKD	0.1			
		W51-U	LKD	0.1			
		W53-L	LKD	0.3			
		W53-U	LKD	1.5	3.8	30	1
Third	R2	W2-L	Bedroom	0.3			
		W2-U	Bedroom	0.7	1.0	N/R	N/R
Third	R3	W3-L	Bedroom	0.4			
		W3-U	Bedroom	1.5	1.9	15	0
Third	R4	W4-L	Bedroom	0.3			
		W4-U	Bedroom	0.4	0.8	4	0
Third	R5	W5-L	Bedroom	0.4			
		W5-U	Bedroom	0.3	0.7	5	0
Third	R6	W6-L	LKD	0.1			
		W6-U	LKD	0.1			
		W7-L	LKD	0.1			
		W7-U	LKD	0.6			
		W8-L	LKD	0.4			
		W8-U	LKD	2.4			
		W9-L	LKD	0.1			
		W9-U	LKD	0.6	4.4	38	6
Third	R7	W10-L	LKD	0.1			
		W10-U	LKD	0.5			
		W11-L	LKD	0.5			
		W11-U	LKD	2.7			
		W12-L	LKD	0.1			
		W12-U	LKD	0.8			
		W13-L	LKD	0.1			
		W13-U	LKD	0.3	5.1	33	6
Third	R8	W14-L	Bedroom	0.6			
		W14-U	Bedroom	1.2	1.7	7	0
Third	R9	W15-L	Bedroom	0.4			

Floor	Room ID	Window ID	Room Use	ADF	TOTAL ADF	ROOM TOTAL APSH	ROOM WINTER APSH
		W15-U	Bedroom	0.9	1.4	10	0
Third	R10	W16-L W16-U	Bedroom Bedroom	0.8 3.3	4.0	31	5
Third	R11	W17-L W17-U	Bedroom Bedroom	0.4 1.1	1.5	10	0
Third	R12	W18-L W18-U W19-L W19-U	LKD LKD LKD LKD	0.4 1.8 0.5 2.7	5.4	34	5
Third	R13	W20-L W20-U	Bedroom Bedroom	0.4 0.8	1.2	N/R	N/R
Third	R14	W21-L W21-U	Bedroom Bedroom	0.3 0.5	0.8	N/R	N/R
Third	R15	W22-L W22-U W23-L W23-U W24-L W24-U	LKD LKD LKD LKD LKD LKD	0.1 0.2 0.5 3.0 0.6 2.5	6.9	26	3
Third	R16	W25-L W25-U	Bedroom Bedroom	0.7 2.3	3.0	N/R	N/R
Third	R17	W26-L W26-U	Bedroom Bedroom	1.0 4.4	5.4	N/R	N/R
Third	R18	W27-L W27-U	Bedroom Bedroom	0.6 1.9	2.5	N/R	N/R
Third	R19	W28-L W28-U	Bedroom Bedroom	0.9 2.8	3.7	N/R	N/R
Third	R20	W29-L W29-U W30-L W30-U W31-L W31-U W32-L W32-U	LKD LKD LKD LKD LKD LKD LKD LKD	0.1 0.4 0.2 0.9 0.6 3.8 0.1 0.6	6.7	26	1
Third	R21	W33-L W33-U W34-L W34-U W35-L W35-U W36-L W36-U	LKD LKD LKD LKD LKD LKD LKD LKD	0.1 0.7 0.6 3.4 0.1 0.7 0.1 0.2	5.8	29	3
Third	R22	W37-L W37-U	Bedroom Bedroom	0.6 2.0	2.7	N/R	N/R
Third	R23	W38-L W38-U	Bedroom Bedroom	0.5 1.6	2.1	N/R	N/R
Third	R24	W39-L W39-U W40-L W40-U	LKD LKD LKD LKD	0.5 2.3 0.1 0.3	3.2	N/R	N/R
Third	R25	W41-L W41-U	Bedroom Bedroom	0.4 1.0	1.3	N/R	N/R
Third	R26	W42-L W42-U	Bedroom Bedroom	0.5 1.3	1.7	N/R	N/R
Third	R27	W43-L W43-U W44-L	LKD LKD LKD	0.1 0.4 0.3			

Floor	Room ID	Window ID	Room Use	ADF	TOTAL ADF	ROOM TOTAL APSH	ROOM WINTER APSH
		W44-U	LKD	1.4			
		W46-L	LKD	0.3			
		W46-U	LKD	1.9			
		W48-L	LKD	0.0			
		W48-U	LKD	0.0	4.5	31	3
Third	R28	W49-L	Bedroom	0.0			
		W49-U	Bedroom	0.0	0.0	0	0
Third	R29	W50-L	Bedroom	0.1			
		W50-U	Bedroom	0.2	0.2	1	1
Fourth	R1	W1-L	LKD	0.4			
		W1-U	LKD	1.4			
		W51-L	LKD	0.1			
		W51-U	LKD	0.2			
		W53-L	LKD	0.3			
		W53-U	LKD	1.4	3.7	42	2
Fourth	R2	W2-L	Bedroom	0.4			
		W2-U	Bedroom	1.1	1.6	N/R	N/R
Fourth	R3	W3-L	Bedroom	0.5			
		W3-U	Bedroom	1.8	2.3	24	1
Fourth	R4	W4-L	Bedroom	0.4			
		W4-U	Bedroom	1.1	1.5	11	0
Fourth	R5	W5-L	Bedroom	0.5			
		W5-U	Bedroom	1.1	1.6	12	1
Fourth	R6	W6-L	LKD	0.1			
		W6-U	LKD	0.2			
		W7-L	LKD	0.1			
		W7-U	LKD	0.7			
		W8-L	LKD	0.5			
		W8-U	LKD	2.7			
		W9-L	LKD	0.1			
		W9-U	LKD	0.7	5.0	46	8
Fourth	R7	W10-L	LKD	0.1			
		W10-U	LKD	0.7			
		W11-L	LKD	0.5			
		W11-U	LKD	3.0			
		W12-L	LKD	0.1			
		W12-U	LKD	0.9			
		W13-L	LKD	0.1			
		W13-U	LKD	0.4	5.8	44	8
Fourth	R8	W14-L	Bedroom	0.7			
		W14-U	Bedroom	1.9	2.6	14	1
Fourth	R9	W15-L	Bedroom	0.5			
		W15-U	Bedroom	1.5	2.0	16	3
Fourth	R10	W16-L	Bedroom	0.8			
		W16-U	Bedroom	3.0	3.8	33	6
Fourth	R11	W17-L	Bedroom	0.5			
		W17-U	Bedroom	1.5	2.0	14	0
Fourth	R12	W18-L	LKD	0.4			
		W18-U	LKD	1.7			
		W19-L	LKD	0.5			
		W19-U	LKD	2.4	5.1	34	5
Fourth	R13	W20-L	Bedroom	0.4			
		W20-U	Bedroom	1.4	1.9	N/R	N/R
Fourth	R14	W21-L	Bedroom	0.4			
		W21-U	Bedroom	1.3	1.7	N/R	N/R
Fourth	R15	W22-L	LKD	0.1			
		W22-U	LKD	0.3			
		W23-L	LKD	0.6			
		W23-U	LKD	2.6			

Floor	Room ID	Window ID	Room Use	ADF	TOTAL ADF	ROOM TOTAL APSH	ROOM WINTER APSH
		W24-L	LKD	0.6			
		W24-U	LKD	2.2	6.3	27	3
Fourth	R16	W25-L	Bedroom	0.7			
		W25-U	Bedroom	2.5	3.3	N/R	N/R
Fourth	R17	W26-L	Bedroom	1.0			
		W26-U	Bedroom	3.9	4.9	N/R	N/R
Fourth	R18	W27-L	Bedroom	0.6			
		W27-U	Bedroom	2.1	2.8	N/R	N/R
Fourth	R19	W28-L	Bedroom	0.9			
		W28-U	Bedroom	3.1	4.1	N/R	N/R
Fourth	R20	W29-L	LKD	0.1			
		W29-U	LKD	0.5			
		W30-L	LKD	0.2			
		W30-U	LKD	1.0			
		W31-L	LKD	0.7			
		W31-U	LKD	4.0			
		W32-L	LKD	0.1			
		W32-U	LKD	0.7	7.3	33	3
Fourth	R21	W33-L	LKD	0.1			
		W33-U	LKD	0.8			
		W34-L	LKD	0.6			
		W34-U	LKD	3.7			
		W35-L	LKD	0.1			
		W35-U	LKD	0.8			
		W36-L	LKD	0.1			
		W36-U	LKD	0.3	6.5	35	3
Fourth	R22	W37-L	Bedroom	0.7			
		W37-U	Bedroom	2.4	3.1	N/R	N/R
Fourth	R23	W38-L	Bedroom	0.6			
		W38-U	Bedroom	1.9	2.4	N/R	N/R
Fourth	R24	W39-L	LKD	0.5			
		W39-U	LKD	2.1			
		W40-L	LKD	0.1			
		W40-U	LKD	0.4	3.1	N/R	N/R
Fourth	R25	W41-L	Bedroom	0.4			
		W41-U	Bedroom	1.2	1.6	N/R	N/R
Fourth	R26	W42-L	Bedroom	0.6			
		W42-U	Bedroom	1.6	2.1	N/R	N/R
Fourth	R27	W43-L	LKD	0.1			
		W43-U	LKD	0.4			
		W44-L	LKD	0.4			
		W44-U	LKD	1.3			
		W46-L	LKD	0.4			
		W46-U	LKD	1.8			
		W48-L	LKD	0.1			
		W48-U	LKD	0.1	4.5	40	4
Fourth	R28	W49-L	Bedroom	0.1			
		W49-U	Bedroom	0.0	0.1	0	0
Fourth	R29	W50-L	Bedroom	0.1			
		W50-U	Bedroom	0.2	0.4	1	1
Fifth	R1	W1-L	LKD	0.4			
		W1-U	LKD	1.8			
		W39-L	LKD	0.1			
		W39-U	LKD	0.3			
		W40-L	LKD	0.2			
		W40-U	LKD	1.1	3.9	51	2
Fifth	R2	W2-L	Bedroom	0.6			
		W2-U	Bedroom	2.4	3.0	N/R	N/R
Fifth	R3	W3-L	Bedroom	0.6			

Floor	Room ID	Window ID	Room Use	ADF	TOTAL ADF	ROOM TOTAL APSH	ROOM WINTER APSH
		W3-U	Bedroom	2.3	2.9	33	5
Fifth	R4	W4-L	Bedroom	0.6			
		W4-U	Bedroom	2.5	3.1	27	2
Fifth	R6	W5-L	LKD	0.2			
		W5-U	LKD	0.8			
		W6-L	LKD	0.5			
		W6-U	LKD	1.7	3.2	40	7
Fifth	R7	W7-L	LKD	0.7			
		W7-U	LKD	3.0			
		W8-L	LKD	0.2			
		W8-U	LKD	0.9	4.8	39	7
Fifth	R8	W9-L	Bedroom	0.9			
		W9-U	Bedroom	3.9	4.9	31	4
Fifth	R9	W10-L	Bedroom	0.7			
		W10-U	Bedroom	3.1	3.9	36	6
Fifth	R10	W11-L	Bedroom	0.9			
		W11-U	Bedroom	3.7	4.6	40	10
Fifth	R11	W12-L	Bedroom	0.6			
		W12-U	Bedroom	2.8	3.4	27	2
Fifth	R12	W13-L	LKD	0.5			
		W13-U	LKD	2.0			
		W14-L	LKD	0.4			
		W14-U	LKD	1.7	4.6	40	9
Fifth	R13	W15-L	Bedroom	0.5			
		W15-U	Bedroom	1.7	2.2	N/R	N/R
Fifth	R14	W16-L	Bedroom	0.5			
		W16-U	Bedroom	1.6	2.1	N/R	N/R
Fifth	R15	W17-L	LKD	0.4			
		W17-U	LKD	1.8			
		W18-L	LKD	0.6			
		W18-U	LKD	2.4	5.2	N/R	N/R
Fifth	R16	W19-L	Bedroom	0.7			
		W19-U	Bedroom	3.2	3.9	N/R	N/R
Fifth	R17	W20-L	Bedroom	1.1			
		W20-U	Bedroom	4.3	5.4	N/R	N/R
Fifth	R18	W21-L	Bedroom	0.8			
		W21-U	Bedroom	3.3	4.2	N/R	N/R
Fifth	R19	W22-L	Bedroom	1.2			
		W22-U	Bedroom	5.1	6.3	N/R	N/R
Fifth	R20	W23-L	LKD	0.2			
		W23-U	LKD	1.0			
		W24-L	LKD	0.7			
		W24-U	LKD	4.3	6.2	N/R	N/R
Fifth	R21	W25-L	LKD	0.8			
		W25-U	LKD	4.5			
		W26-L	LKD	0.2			
		W26-U	LKD	0.9	6.3	39	5
Fifth	R22	W27-L	Bedroom	0.9			
		W27-U	Bedroom	3.8	4.7	N/R	N/R
Fifth	R23	W28-L	Bedroom	0.7			
		W28-U	Bedroom	3.0	3.7	N/R	N/R
Fifth	R24	W29-L	LKD	0.6			
		W29-U	LKD	2.4			
		W30-L	LKD	0.2			
		W30-U	LKD	0.7	3.9	N/R	N/R

Floor	Room ID	Window ID	Room Use	ADF	TOTAL ADF	ROOM TOTAL APSH	ROOM WINTER APSH
Fifth	R25	W31-L	Bedroom	0.6	3.2	N/R	N/R
		W31-U	Bedroom	2.6			
Fifth	R26	W32-L	Bedroom	0.9	4.4	N/R	N/R
		W32-U	Bedroom	3.6			
Fifth	R27	W33-L	LKD	0.2	4.8	42	5
		W33-U	LKD	0.9			
		W34-L	LKD	0.4			
		W34-U	LKD	1.7			
		W35-L	LKD	0.3			
		W35-U	LKD	1.2			
		W36-L	LKD	0.1			
		W36-U	LKD	0.2			
Fifth	R28	W37-L	Bedroom	0.2	0.4	1	1
		W37-U	Bedroom	0.2			
Fifth	R29	W38-L	Bedroom	0.2	0.5	2	2
		W38-U	Bedroom	0.3			
Sixth	R1	W1-L	LKD	0.5	4.9	64	11
		W1-U	LKD	2.2			
		W37-L	LKD	0.2			
		W37-U	LKD	0.9			
		W38-L	LKD	0.2			
		W38-U	LKD	1.0			
Sixth	R2	W2-L	Bedroom	0.6	3.4	N/R	N/R
		W2-U	Bedroom	2.8			
Sixth	R3	W3-L	Bedroom	0.5	2.8	N/R	N/R
		W3-U	Bedroom	2.3			
Sixth	R4	W4-L	LKD	0.5	2.8	41	8
		W4-U	LKD	2.3			
Sixth	R5	W5-L	Bedroom	0.4	4.9	39	7
		W5-U	Bedroom	2.1			
		W6-L	Bedroom	0.4			
		W6-U	Bedroom	2.0			
Sixth	R6	W8-L	Bedroom	0.2	3.5	63	16
		W8-U	Bedroom	1.7			
		W39-L	Bedroom	0.3			
		W39-U	Bedroom	1.4			
Sixth	R7	W9-L	Bedroom	0.2	3.6	36	7
		W9-U	Bedroom	1.7			
		W40-L	Bedroom	0.3			
		W40-U	Bedroom	1.5			
Sixth	R8	W11-L	Bedroom	0.7	4.2	39	7
		W11-U	Bedroom	3.5			
Sixth	R9	W12-L	LKD	0.2	3.7	45	12
		W12-U	LKD	1.0			
		W13-L	LKD	0.5			
		W13-U	LKD	2.1			
Sixth	R10	W14-L	LKD	0.2	5.1	45	12
		W14-U	LKD	0.8			
		W15-L	LKD	0.4			
		W15-U	LKD	1.7			
		W16-L	LKD	0.2			
		W16-U	LKD	0.9			
		W17-L	LKD	0.2			
		W17-U	LKD	0.8			
Sixth	R11	W18-L	Bedroom	0.5	2.9	N/R	N/R
		W18-U	Bedroom	2.4			
Sixth	R12	W19-L	Bedroom	0.4	5.6	N/R	N/R
		W19-U	Bedroom	2.5			
		W20-L	Bedroom	0.2			
		W20-U	Bedroom	2.5			

Floor	Room ID	Window ID	Room Use	ADF	TOTAL ADF	ROOM TOTAL AP SH	ROOM WINTER AP SH
Sixth	R13	W21-L	Bedroom	0.6	3.8	N/R	N/R
		W21-U	Bedroom	3.2			
Sixth	R14	W22-L	LKD	0.5	3.8	N/R	N/R
		W22-U	LKD	2.1			
		W23-L	LKD	0.2			
		W23-U	LKD	1.0			
Sixth	R15	W24-L	Bedroom	0.5	2.8	N/R	N/R
		W24-U	Bedroom	2.3			
Sixth	R16	W26-L	Bedroom	0.2	4.4	N/R	N/R
		W26-U	Bedroom	2.1			
		W41-L	Bedroom	0.3			
		W41-U	Bedroom	1.7			
Sixth	R17	W27-L	Bedroom	0.3	5.6	45	10
		W27-U	Bedroom	2.8			
		W42-L	Bedroom	0.4			
		W42-U	Bedroom	2.1			
Sixth	R18	W29-L	LKD	0.2	3.7	N/R	N/R
		W29-U	LKD	0.7			
		W30-L	LKD	0.2			
		W30-U	LKD	0.8			
		W31-L	LKD	0.4			
		W31-U	LKD	1.5			
Sixth	R19	W32-L	Bedroom	0.4	2.4	24	3
		W32-U	Bedroom	2.0			
Sixth	R20	W33-L	Bedroom	0.5	3.5	23	3
		W33-U	Bedroom	2.9			
Sixth	R21	W34-L	LKD	0.5	4.4	57	14
		W34-U	LKD	2.1			
		W35-L	LKD	0.1			
		W35-U	LKD	0.9			
		W36-L	LKD	0.1			
		W36-U	LKD	0.8			
Block 04							
First	R1	W1-L	LKD	0.0	2.4	31	4
		W1-U	LKD	1.1			
		W2-L	LKD	0.0			
		W2-U	LKD	0.1			
		W3	LKD	0.2			
		W33-L	LKD	0.1			
		W33-U	LKD	0.3			
		W34	LKD	0.6			
First	R2	W4-L	Bedroom	0.1	0.5	2	2
		W4-U	Bedroom	0.1			
		W5	Bedroom	0.3			
First	R3	W8-L	Bedroom	0.1	0.7	8	7
		W8-U	Bedroom	0.2			
		W9	Bedroom	0.5			
First	R4	W10-L	Bedroom	0.1	0.9	11	8
		W10-U	Bedroom	0.2			
		W11	Bedroom	0.5			
First	R5	W12-L	Bedroom	0.1	0.9	10	7
		W12-U	Bedroom	0.3			
		W13	Bedroom	0.6			
First	R6	W14-L	Bedroom	0.1	0.9	10	5
		W14-U	Bedroom	0.2			
		W15	Bedroom	0.5			
First	R7	W16-L	LKD	0.1			
		W16-U	LKD	2.0			
		W17-L	LKD	0.1			

Floor	Room ID	Window ID	Room Use	ADF	TOTAL ADF	ROOM TOTAL APSH	ROOM WINTER APSH
First	R8	W17-U	LKD	0.4	3.1	N/R	N/R
		W18	LKD	0.6			
		W19-L	LKD	0.1			
		W19-U	LKD	0.4			
		W20	LKD	0.6			
		W21-L	LKD	0.1			
First	R9	W21-U	LKD	2.1	3.3	N/R	N/R
		W22-L	Bedroom	0.2			
		W22-U	Bedroom	0.9			
		W23	Bedroom	1.4	2.4	N/R	N/R
		First	R10	W24-L	LKD	0.1	
				W24-U	LKD	2.2	
W25-L	LKD			0.1			
W25-U	LKD			0.4			
W26	LKD			0.6			
W27-L	LKD			0.1			
W27-U	LKD			0.3			
W28	LKD			0.5	4.2	N/R	N/R
First	R11			W29-L	Bedroom	0.1	
		W29-U	Bedroom	0.5			
		W30	Bedroom	0.9	1.5	N/R	N/R
First	R12	W31-L	Bedroom	0.2			
		W31-U	Bedroom	0.6			
		W32	Bedroom	1.2	1.9	N/R	N/R
Second	R1	W1-L	LKD	0.0			
		W1-U	LKD	1.4			
		W2-L	LKD	0.0			
		W2-U	LKD	0.2			
		W3	LKD	0.3			
		W40-L	LKD	0.1			
		W40-U	LKD	0.5			
		W41	LKD	0.7	3.2	40	5
		Second	R2	W4-L	Bedroom	0.1	
W4-U	Bedroom			0.3			
W5	Bedroom			0.6	0.9	5	4
Second	R3	W6-L	Bedroom	0.1			
		W6-U	Bedroom	0.4			
		W7	Bedroom	0.6	1.1	12	10
Second	R4	W8-L	Bedroom	0.1			
		W8-U	Bedroom	0.4			
		W9	Bedroom	0.7	1.2	17	13
Second	R5	W10-L	Bedroom	0.1			
		W10-U	Bedroom	0.4			
		W11	Bedroom	0.7	1.3	15	10
Second	R6	W12-L	Bedroom	0.1			
		W12-U	Bedroom	0.4			
		W13	Bedroom	0.7	1.1	14	8
Second	R7	W14-L	Bedroom	0.1			
		W14-U	Bedroom	0.4			
		W15	Bedroom	0.6	1.0	15	8
Second	R8	W16-L	Bedroom	0.2			
		W16-U	Bedroom	5.2	5.4	33	3
Second	R9	W17-L	LKD	0.1			
		W17-U	LKD	1.8			
		W18-L	LKD	0.1			
		W18-U	LKD	1.9			
		W19-L	LKD	0.1			
		W19-U	LKD	0.4			
		W20	LKD	0.6			
		W21-L	LKD	0.1			
		W21-U	LKD	0.5			
		W22	LKD	0.6	6.1	37	6

Floor	Room ID	Window ID	Room Use	ADF	TOTAL ADF	ROOM TOTAL APSh	ROOM WINTER APSh		
Second	R10	W23-L	LKD	0.1					
		W23-U	LKD	2.2					
		W24-L	LKD	0.1					
		W24-U	LKD	0.5					
		W25	LKD	0.6	3.4	N/R	N/R		
Second	R11	W26-L	LKD	0.1					
		W26-U	LKD	0.5					
		W27	LKD	0.7					
		W28-L	LKD	0.1					
		W28-U	LKD	2.4	3.7	N/R	N/R		
Second	R12	W29-L	Bedroom	0.1					
		W29-U	Bedroom	1.1					
		W30	Bedroom	1.5	2.8	N/R	N/R		
Second	R13	W31-L	LKD	0.1					
		W31-U	LKD	2.3					
		W32-L	LKD	0.1					
		W32-U	LKD	0.5					
		W33	LKD	0.6					
		W34-L	LKD	0.1					
		W34-U	LKD	0.4					
		W35	LKD	0.6	4.6	N/R	N/R		
		Second	R14	W36-L	Bedroom	0.1			
W36-U	Bedroom			1.0					
W37	Bedroom			1.3	2.4	N/R	N/R		
Second	R15	W38-L	Bedroom	0.1					
		W38-U	Bedroom	1.0					
		W39	Bedroom	1.4	2.5	N/R	N/R		
Third	R1	W1-L	LKD	0.0					
		W1-U	LKD	0.3					
		W2-L	LKD	0.0					
		W2-U	LKD	0.2					
		W3	LKD	0.3					
		W4-L	LKD	0.0					
		W4-U	LKD	0.2					
		W24-L	LKD	0.0					
		W24-U	LKD	0.5					
		W25	LKD	0.3					
		W35	LKD	0.5	2.3	33	13		
		Third	R2	W5-L	Bedroom	0.0			
				W5-U	Bedroom	1.0	1.0	16	11
Third	R3	W6-L	Bedroom	0.0					
		W6-U	Bedroom	1.1	1.1	19	14		
Third	R4	W7-L	Bedroom	0.0					
		W7-U	Bedroom	1.0	1.1	19	13		
Third	R5	W8-L	Bedroom	0.0					
		W8-U	Bedroom	1.0	1.0	19	12		
Third	R6	W9-L	Bedroom	0.0					
		W9-U	Bedroom	0.7	0.7	16	9		
Third	R7	W10	LKD	2.0					
		W11	LKD	2.0					
		W12-L	LKD	0.0					
		W12-U	LKD	0.5					
		W13-L	LKD	0.0					
		W13-U	LKD	0.6					
		W26	LKD	0.5					
		W27	LKD	0.5	6.1	39	8		
Third	R8	W14-L	LKD	0.0					
		W14-U	LKD	0.5					
		W15-L	LKD	0.0					
		W15-U	LKD	0.5					
		W28	LKD	0.5					
		W29	LKD	0.5	2.1	N/R	N/R		

Floor	Room ID	Window ID	Room Use	ADF	TOTAL ADF	ROOM TOTAL APSH	ROOM WINTER APSH
Third	R9	W16-L	LKD	0.0			
		W16-U	LKD	0.6			
		W17-L	LKD	0.0			
		W17-U	LKD	0.5			
		W30	LKD	0.5			
		W31	LKD	0.5	2.2	N/R	N/R
Third	R10	W18-L	Bedroom	0.0			
		W18-U	Bedroom	1.8	1.9	N/R	N/R
Third	R11	W19-L	LKD	0.0			
		W19-U	LKD	0.4			
		W20-L	LKD	0.0			
		W20-U	LKD	0.4			
		W21-L	LKD	0.0			
		W21-U	LKD	0.4			
		W22-L	LKD	0.0			
		W22-U	LKD	0.4			
		W32	LKD	0.4			
		W33	LKD	0.4			
		W34	LKD	0.4	2.9	N/R	N/R
		Third	R12	W23-L	Bedroom	0.0	
W23-U	Bedroom			1.5	1.5	N/R	N/R
Fourth	R1	W1-L	Bedroom	0.1			
		W1-U	Bedroom	0.6	0.7	13	8
Fourth	R2	W2-L	Bedroom	0.0			
		W2-U	Bedroom	0.4			
		W3-L	Bedroom	0.0			
		W3-U	Bedroom	0.4	0.9	21	14
Fourth	R3	W4-L	Bedroom	0.0			
		W4-U	Bedroom	0.4			
		W5-L	Bedroom	0.0			
		W5-U	Bedroom	0.4	0.8	23	16
Fourth	R4	W6-L	Bedroom	0.1			
		W6-U	Bedroom	0.9	1.0	16	9
Fourth	R5	W10-L	Bedroom	0.5			
		W10-U	Bedroom	1.0	1.5	33	5
Fourth	R6	W7-L	Bedroom	0.1			
		W7-U	Bedroom	1.0	1.0	N/R	N/R
Fourth	R7	W8-L	Bedroom	0.1			
		W8-U	Bedroom	0.9	1.0	N/R	N/R
Fourth	R8	W9-L	Bedroom	0.2			
		W9-U	Bedroom	1.5	1.6	N/R	N/R
Fifth	R1	W1-L	LKD	0.1			
		W1-U	LKD	0.2			
		W2-L	LKD	0.1			
		W2-U	LKD	0.2			
		W25-L	LKD	0.2			
		W25-U	LKD	0.3	1.1	32	14
Fifth	R2	W3-L	Bedroom	0.5			
		W3-U	Bedroom	0.9	1.4	34	12
Fifth	R3	W4-L	Bedroom	0.2			
		W4-U	Bedroom	0.3	0.5	24	17
Fifth	R4	W5-L	Bedroom	0.2			
		W5-U	Bedroom	0.4	0.6	22	15
Fifth	R5	W6-L	Bedroom	0.2			
		W6-U	Bedroom	0.4	0.6	23	16
Fifth	R6	W7-L	Bedroom	0.2			
		W7-U	Bedroom	0.3	0.5	23	16

Floor	Room ID	Window ID	Room Use	ADF	TOTAL ADF	ROOM TOTAL APSH	ROOM WINTER APSH
Fifth	R7	W8-L	Bedroom	0.2	1.3	47	19
		W8-U	Bedroom	0.4			
		W9-L	Bedroom	0.3			
		W9-U	Bedroom	0.4			
Fifth	R8	W10-L	Bedroom	0.5	1.3	28	7
		W10-U	Bedroom	0.8			
Fifth	R9	W11-L	LKD	0.1	1.7	30	8
		W11-U	LKD	0.2			
		W12-L	LKD	0.1			
		W12-U	LKD	0.3			
		W13-L	LKD	0.2			
		W13-U	LKD	0.3			
		W14-L	LKD	0.2			
		W14-U	LKD	0.3			
Fifth	R10	W15-L	LKD	0.1	0.8	N/R	N/R
		W15-U	LKD	0.3			
		W16-L	LKD	0.1			
		W16-U	LKD	0.3			
Fifth	R11	W17-L	LKD	0.2	0.9	N/R	N/R
		W17-U	LKD	0.3			
		W18-L	LKD	0.2			
		W18-U	LKD	0.3			
Fifth	R12	W19-L	Bedroom	0.4	1.1	N/R	N/R
		W19-U	Bedroom	0.7			
Fifth	R13	W20-L	LKD	0.1	1.2	N/R	N/R
		W20-U	LKD	0.3			
		W21-L	LKD	0.1			
		W21-U	LKD	0.3			
		W22-L	LKD	0.2			
		W22-U	LKD	0.2			
Fifth	R14	W23-L	Bedroom	0.3	0.7	N/R	N/R
		W23-U	Bedroom	0.5			
Fifth	R15	W24-L	Bedroom	0.4	0.9	N/R	N/R
		W24-U	Bedroom	0.6			
Sixth	R1	W1-L	Bedroom	0.4	1.6	48	22
		W1-U	Bedroom	0.3			
		W2-L	Bedroom	0.3			
		W2-U	Bedroom	0.6			
Sixth	R2	W4-L	LKD	0.1	0.8	29	8
		W4-U	LKD	0.3			
		W5-L	LKD	0.1			
		W5-U	LKD	0.3			
Seventh	R1	W1	Bedroom	0.0	0.1	3	3
		W2	Bedroom	0.0			
Block 06							
First	R1	W1-L	Bedroom	0.5	6.3	N/R	N/R
		W1-U	Bedroom	2.7			
		W2-L	Bedroom	0.5			
		W2-U	Bedroom	2.7			
First	R2	W3-L	LKD	0.2	8.5	59	30
		W3-U	LKD	1.2			
		W4-L	LKD	0.7			
		W4-U	LKD	2.4			
		W5-L	LKD	0.8			
		W5-U	LKD	3.2			
First	R3	W6-L	Bedroom	0.6	8.3	50	21
		W6-U	Bedroom	3.5			
		W7-L	Bedroom	0.6			
		W7-U	Bedroom	3.5			
First	R4	W8-L	LKD	0.9			

Floor	Room ID	Window ID	Room Use	ADF	TOTAL ADF	ROOM TOTAL AP SH	ROOM WINTER AP SH
		W8-U	LKD	3.3			
		W9-L	LKD	0.3			
		W9-U	LKD	1.8	6.3	62	26
First	R5	W10-L	Bedroom	0.7			
		W10-U	Bedroom	3.5	4.2	50	21
First	R6	W11-L	Bedroom	1.4			
		W11-U	Bedroom	5.4	6.8	35	25
First	R7	W12-L	Bedroom	0.7			
		W12-U	Bedroom	4.0	4.8	46	21
First	R8	W13-L	Bedroom	0.5			
		W13-U	Bedroom	2.9	3.5	40	19
First	R9	W14-L	Bedroom	0.5			
		W14-U	Bedroom	2.7	3.2	28	14
First	R10	W15-L	LKD	0.2			
		W15-U	LKD	1.1			
		W16-L	LKD	0.6			
		W16-U	LKD	2.2	4.0	36	15
First	R11	W17-L	Bedroom	0.5			
		W17-U	Bedroom	3.2	3.7	41	10
First	R12	W18-L	Bedroom	0.5			
		W18-U	Bedroom	3.6	4.2	40	9
First	R13	W19-L	LKD	0.6			
		W19-U	LKD	2.0	2.6	N/R	N/R
First	R14	W20-L	Bedroom	0.6			
		W20-U	Bedroom	3.3	3.9	N/R	N/R
First	R15	W21-L	Bedroom	0.5			
		W21-U	Bedroom	2.6			
		W22-L	Bedroom	0.2			
		W22-U	Bedroom	1.3	4.6	N/R	N/R
First	R16	W24-L	LKD	0.1			
		W24-U	LKD	0.7			
		W25-L	LKD	0.3			
		W25-U	LKD	0.7	1.7	N/R	N/R
First	R17	W26-L	Bedroom	0.4			
		W26-U	Bedroom	2.4	2.8	N/R	N/R
First	R18	W27-L	Bedroom	0.3			
		W27-U	Bedroom	1.8	2.1	N/R	N/R
First	R19	W28-L	LKD	0.3			
		W28-U	LKD	1.0			
		W29-L	LKD	0.1			
		W29-U	LKD	0.7			
		W30-L	LKD	0.1			
		W30-U	LKD	0.7	2.9	N/R	N/R
First	R20	W31-L	Bedroom	0.5			
		W31-U	Bedroom	1.1	1.6	N/R	N/R
First	R21	W32-L	Bedroom	0.4			
		W32-U	Bedroom	2.0			
		W33-L	Bedroom	0.4			
		W33-U	Bedroom	2.2	5.0	N/R	N/R
First	R22	W34-L	LKD	0.2			
		W34-U	LKD	1.3			
		W35-L	LKD	0.8			
		W35-U	LKD	2.7	5.1	N/R	N/R
Second	R1	W1-L	Bedroom	0.5			
		W1-U	Bedroom	2.6			
		W2-L	Bedroom	0.5			
		W2-U	Bedroom	2.7	6.3	N/R	N/R

Floor	Room ID	Window ID	Room Use	ADF	TOTAL ADF	ROOM TOTAL APSH	ROOM WINTER APSH
Second	R2	W3-L	LKD	0.2			
		W3-U	LKD	1.2			
		W4-L	LKD	0.7			
		W4-U	LKD	2.6			
		W5-L	LKD	0.8			
		W5-U	LKD	3.2	8.8	60	30
Second	R3	W6-L	Bedroom	0.7			
		W6-U	Bedroom	3.4			
		W7-L	Bedroom	0.7			
		W7-U	Bedroom	3.4	8.2	51	22
Second	R4	W8-L	LKD	0.9			
		W8-U	LKD	3.4			
		W9-L	LKD	0.3			
		W9-U	LKD	1.8	6.4	65	28
Second	R5	W10-L	Bedroom	0.7			
		W10-U	Bedroom	3.5	4.1	51	22
Second	R6	W11-L	Bedroom	1.4			
		W11-U	Bedroom	5.6	7.0	39	26
Second	R7	W12-L	Bedroom	0.8			
		W12-U	Bedroom	4.0	4.8	48	21
Second	R8	W13-L	Bedroom	0.6			
		W13-U	Bedroom	2.9	3.5	42	19
Second	R9	W14-L	Bedroom	0.5			
		W14-U	Bedroom	2.8	3.3	30	14
Second	R10	W15-L	LKD	0.2			
		W15-U	LKD	1.1			
		W16-L	LKD	0.6			
		W16-U	LKD	2.3	4.2	36	15
Second	R11	W17-L	Bedroom	0.7			
		W17-U	Bedroom	3.8	4.5	53	22
Second	R12	W18-L	Bedroom	0.8			
		W18-U	Bedroom	4.2	5.0	53	22
Second	R13	W19-L	LKD	0.6			
		W19-U	LKD	2.3	3.0	N/R	N/R
Second	R14	W20-L	Bedroom	0.6			
		W20-U	Bedroom	3.3	3.9	N/R	N/R
Second	R15	W21-L	Bedroom	0.5			
		W21-U	Bedroom	2.6			
		W22-L	Bedroom	0.3			
		W22-U	Bedroom	1.3	4.6	N/R	N/R
Second	R16	W24-L	LKD	0.1			
		W24-U	LKD	0.7			
		W25-L	LKD	0.3			
		W25-U	LKD	0.8	1.9	N/R	N/R
Second	R17	W26-L	Bedroom	0.5			
		W26-U	Bedroom	2.3	2.8	N/R	N/R
Second	R18	W27-L	Bedroom	0.3			
		W27-U	Bedroom	1.7	2.1	N/R	N/R
Second	R19	W28-L	LKD	0.3			
		W28-U	LKD	1.0			
		W29-L	LKD	0.1			
		W29-U	LKD	0.7			
		W30-L	LKD	0.1			
		W30-U	LKD	0.6	2.9	N/R	N/R
Second	R20	W31-L	Bedroom	0.6			
		W31-U	Bedroom	1.4	2.0	N/R	N/R

Floor	Room ID	Window ID	Room Use	ADF	TOTAL ADF	ROOM TOTAL AP SH	ROOM WINTER AP SH
Second	R21	W32-L	Bedroom	0.4	4.9	N/R	N/R
		W32-U	Bedroom	1.9			
		W33-L	Bedroom	0.4			
		W33-U	Bedroom	2.2			
Second	R22	W34-L	LKD	0.3	5.4	N/R	N/R
		W34-U	LKD	1.3			
		W35-L	LKD	0.8			
		W35-U	LKD	3.0			
Third	R1	W1-L	Bedroom	0.5	6.6	N/R	N/R
		W1-U	Bedroom	2.8			
		W2-L	Bedroom	0.5			
		W2-U	Bedroom	2.8			
Third	R2	W3-L	LKD	0.2	13.0	92	30
		W3-U	LKD	1.2			
		W4-L	LKD	0.9			
		W4-U	LKD	4.6			
		W5-L	LKD	1.0			
		W5-U	LKD	5.0			
Third	R3	W6-L	Bedroom	0.7	8.1	51	22
		W6-U	Bedroom	3.4			
		W7-L	Bedroom	0.7			
		W7-U	Bedroom	3.4			
Third	R4	W8-L	LKD	1.0	8.4	72	28
		W8-U	LKD	5.3			
		W9-L	LKD	0.3			
		W9-U	LKD	1.8			
Third	R5	W10-L	Bedroom	0.7	4.1	51	22
		W10-U	Bedroom	3.5			
Third	R6	W11-L	Bedroom	1.7	10.9	73	27
		W11-U	Bedroom	9.1			
Third	R7	W12-L	Bedroom	0.8	5.0	49	21
		W12-U	Bedroom	4.2			
Third	R8	W13-L	Bedroom	0.6	3.6	47	20
		W13-U	Bedroom	3.0			
Third	R9	W14-L	Bedroom	0.6	3.6	36	17
		W14-U	Bedroom	3.0			
Third	R10	W15-L	LKD	0.2	6.1	44	15
		W15-U	LKD	1.2			
		W16-L	LKD	0.7			
		W16-U	LKD	4.0			
Third	R11	W17-L	Bedroom	0.8	4.8	54	23
		W17-U	Bedroom	4.0			
Third	R12	W18-L	Bedroom	0.9	5.4	54	23
		W18-U	Bedroom	4.5			
Third	R13	W19-L	LKD	0.8	5.1	N/R	N/R
		W19-U	LKD	4.2			
Third	R14	W20-L	Bedroom	0.7	4.0	N/R	N/R
		W20-U	Bedroom	3.3			
Third	R15	W21-L	Bedroom	0.5	5.0	N/R	N/R
		W21-U	Bedroom	2.6			
		W22-L	Bedroom	0.3			
		W22-U	Bedroom	1.6			
Third	R16	W24-L	LKD	0.1	3.9	N/R	N/R
		W24-U	LKD	0.8			
		W25-L	LKD	0.5			
		W25-U	LKD	2.5			
Third	R17	W26-L	Bedroom	0.5	3.1	N/R	N/R
		W26-U	Bedroom	2.6			

Floor	Room ID	Window ID	Room Use	ADF	TOTAL ADF	ROOM TOTAL APSH	ROOM WINTER APSH																																																																																																																																																																																																																																																								
Third	R18	W27-L	Bedroom	0.4	2.3	N/R	N/R																																																																																																																																																																																																																																																								
		W27-U	Bedroom	2.0				Third	R19	W28-L	LKD	0.5	4.7	N/R	N/R	W28-U	LKD	2.4	W29-L	LKD	0.1	W29-U	LKD	0.8	W30-L	LKD	0.1	W30-U	LKD	0.7	Third	R20	W31-L	Bedroom	0.8	5.2	N/R	N/R	W31-U	Bedroom	4.4	Third	R21	W32-L	Bedroom	0.4	5.4	N/R	N/R	W32-U	Bedroom	2.1	W33-L	Bedroom	0.5	W33-U	Bedroom	2.3	Third	R22	W34-L	LKD	0.3	8.3	N/R	N/R	W34-U	LKD	1.4	W35-L	LKD	1.1	W35-U	LKD	5.6	Fourth	R1	W1-L	LKD	1.2	7.9	N/R	N/R	W1-U	LKD	6.7	Fourth	R2	W2-L	LKD	0.5	15.8	93	30	W2-U	LKD	3.1	W3-L	LKD	0.6	W3-U	LKD	3.6	W4-L	LKD	1.0	W4-U	LKD	6.8	W5	LKD	0.1	Fourth	R3	W6-L	Bedroom	0.4	3.5	48	21	W6-U	Bedroom	3.0	Fourth	R4	W7-L	Bedroom	0.8	6.0	65	27	W7-U	Bedroom	5.3	Fourth	R5	W8-L	Bedroom	1.1	8.2	68	25	W8-U	Bedroom	7.2	Fourth	R6	W9-L	Bedroom	0.6	4.8	53	22	W9-U	Bedroom	4.1	Fourth	R7	W10-L	LKD	0.3	8.2	92	30	W10-U	LKD	2.0	W11-L	LKD	0.3	W11-U	LKD	1.9	W12-L	LKD	0.4	W12-U	LKD	3.3	Fourth	R8	W13-L	Bedroom	0.4	3.7	52	21	W13-U	Bedroom	3.3	Fourth	R9	W14-L	Bedroom	0.3	10.7	72	24	W14-U	Bedroom	2.5	W15-L	Bedroom	1.1	W15-U	Bedroom	6.8	Fourth	R10	W16-L	LKD	0.8	9.2	N/R	N/R	W16-U	LKD	4.7	W17-L	LKD	0.6	W17-U	LKD	3.1	Fourth	R11	W18-L	LKD	0.4	4.5	N/R	N/R	W18-U	LKD	2.1	W19-L	LKD	0.3	W19-U	LKD	1.8	Fourth	R12	W20-L	Bedroom	0.8	5.4	N/R	N/R	W20-U	Bedroom	4.6	Fourth	R13	W21-L
Third	R19	W28-L	LKD	0.5	4.7	N/R	N/R																																																																																																																																																																																																																																																								
		W28-U	LKD	2.4																																																																																																																																																																																																																																																											
		W29-L	LKD	0.1																																																																																																																																																																																																																																																											
		W29-U	LKD	0.8																																																																																																																																																																																																																																																											
		W30-L	LKD	0.1																																																																																																																																																																																																																																																											
		W30-U	LKD	0.7																																																																																																																																																																																																																																																											
Third	R20	W31-L	Bedroom	0.8	5.2	N/R	N/R																																																																																																																																																																																																																																																								
		W31-U	Bedroom	4.4				Third	R21	W32-L	Bedroom	0.4	5.4	N/R	N/R	W32-U	Bedroom	2.1	W33-L	Bedroom	0.5	W33-U	Bedroom	2.3	Third	R22	W34-L	LKD	0.3	8.3	N/R	N/R	W34-U	LKD	1.4	W35-L	LKD	1.1	W35-U	LKD	5.6	Fourth	R1	W1-L	LKD	1.2	7.9	N/R	N/R	W1-U	LKD	6.7	Fourth	R2	W2-L	LKD	0.5	15.8	93	30	W2-U	LKD	3.1	W3-L	LKD	0.6	W3-U	LKD	3.6	W4-L	LKD	1.0	W4-U	LKD	6.8	W5	LKD	0.1	Fourth	R3	W6-L	Bedroom	0.4	3.5	48	21	W6-U	Bedroom	3.0	Fourth	R4	W7-L	Bedroom	0.8	6.0	65	27	W7-U	Bedroom	5.3	Fourth	R5	W8-L	Bedroom	1.1	8.2	68	25	W8-U	Bedroom	7.2	Fourth	R6	W9-L	Bedroom	0.6	4.8	53	22	W9-U	Bedroom	4.1	Fourth	R7	W10-L	LKD	0.3	8.2	92	30	W10-U	LKD	2.0	W11-L	LKD	0.3	W11-U	LKD	1.9	W12-L	LKD	0.4	W12-U	LKD	3.3	Fourth	R8	W13-L	Bedroom	0.4	3.7	52	21	W13-U	Bedroom	3.3	Fourth	R9	W14-L	Bedroom	0.3	10.7	72	24	W14-U	Bedroom	2.5	W15-L	Bedroom	1.1	W15-U	Bedroom	6.8	Fourth	R10	W16-L	LKD	0.8	9.2	N/R	N/R	W16-U	LKD	4.7	W17-L	LKD	0.6	W17-U	LKD	3.1	Fourth	R11	W18-L	LKD	0.4	4.5	N/R	N/R	W18-U	LKD	2.1	W19-L	LKD	0.3	W19-U	LKD	1.8	Fourth	R12	W20-L	Bedroom	0.8	5.4	N/R	N/R	W20-U	Bedroom	4.6	Fourth	R13	W21-L	Bedroom	0.8																																
Third	R21	W32-L	Bedroom	0.4	5.4	N/R	N/R																																																																																																																																																																																																																																																								
		W32-U	Bedroom	2.1																																																																																																																																																																																																																																																											
		W33-L	Bedroom	0.5																																																																																																																																																																																																																																																											
		W33-U	Bedroom	2.3																																																																																																																																																																																																																																																											
Third	R22	W34-L	LKD	0.3	8.3	N/R	N/R																																																																																																																																																																																																																																																								
		W34-U	LKD	1.4																																																																																																																																																																																																																																																											
		W35-L	LKD	1.1																																																																																																																																																																																																																																																											
		W35-U	LKD	5.6																																																																																																																																																																																																																																																											
Fourth	R1	W1-L	LKD	1.2	7.9	N/R	N/R																																																																																																																																																																																																																																																								
		W1-U	LKD	6.7				Fourth	R2	W2-L	LKD	0.5	15.8	93	30	W2-U	LKD	3.1	W3-L	LKD	0.6	W3-U	LKD	3.6	W4-L	LKD	1.0	W4-U	LKD	6.8	W5	LKD	0.1	Fourth	R3	W6-L	Bedroom	0.4	3.5	48	21	W6-U	Bedroom	3.0	Fourth	R4	W7-L	Bedroom	0.8	6.0	65	27	W7-U	Bedroom	5.3	Fourth	R5	W8-L	Bedroom	1.1	8.2	68	25	W8-U	Bedroom	7.2	Fourth	R6	W9-L	Bedroom	0.6	4.8	53	22	W9-U	Bedroom	4.1	Fourth	R7	W10-L	LKD	0.3	8.2	92	30	W10-U	LKD	2.0	W11-L	LKD	0.3	W11-U	LKD	1.9	W12-L	LKD	0.4	W12-U	LKD	3.3	Fourth	R8	W13-L	Bedroom	0.4	3.7	52	21	W13-U	Bedroom	3.3	Fourth	R9	W14-L	Bedroom	0.3	10.7	72	24	W14-U	Bedroom	2.5	W15-L	Bedroom	1.1	W15-U	Bedroom	6.8	Fourth	R10	W16-L	LKD	0.8	9.2	N/R	N/R	W16-U	LKD	4.7	W17-L	LKD	0.6	W17-U	LKD	3.1	Fourth	R11	W18-L	LKD	0.4	4.5	N/R	N/R	W18-U	LKD	2.1	W19-L	LKD	0.3	W19-U	LKD	1.8	Fourth	R12	W20-L	Bedroom	0.8	5.4	N/R	N/R	W20-U	Bedroom	4.6	Fourth	R13	W21-L	Bedroom	0.8																																																																													
Fourth	R2	W2-L	LKD	0.5	15.8	93	30																																																																																																																																																																																																																																																								
		W2-U	LKD	3.1																																																																																																																																																																																																																																																											
		W3-L	LKD	0.6																																																																																																																																																																																																																																																											
		W3-U	LKD	3.6																																																																																																																																																																																																																																																											
		W4-L	LKD	1.0																																																																																																																																																																																																																																																											
		W4-U	LKD	6.8																																																																																																																																																																																																																																																											
		W5	LKD	0.1																																																																																																																																																																																																																																																											
Fourth	R3	W6-L	Bedroom	0.4	3.5	48	21																																																																																																																																																																																																																																																								
		W6-U	Bedroom	3.0				Fourth	R4	W7-L	Bedroom	0.8	6.0	65	27	W7-U	Bedroom	5.3	Fourth	R5	W8-L	Bedroom	1.1	8.2	68	25	W8-U	Bedroom	7.2	Fourth	R6	W9-L	Bedroom	0.6	4.8	53	22	W9-U	Bedroom	4.1	Fourth	R7	W10-L	LKD	0.3	8.2	92	30	W10-U	LKD	2.0	W11-L	LKD	0.3	W11-U	LKD	1.9	W12-L	LKD	0.4	W12-U	LKD	3.3	Fourth	R8	W13-L	Bedroom	0.4	3.7	52	21	W13-U	Bedroom	3.3	Fourth	R9	W14-L	Bedroom	0.3	10.7	72	24	W14-U	Bedroom	2.5	W15-L	Bedroom	1.1	W15-U	Bedroom	6.8	Fourth	R10	W16-L	LKD	0.8	9.2	N/R	N/R	W16-U	LKD	4.7	W17-L	LKD	0.6	W17-U	LKD	3.1	Fourth	R11	W18-L	LKD	0.4	4.5	N/R	N/R	W18-U	LKD	2.1	W19-L	LKD	0.3	W19-U	LKD	1.8	Fourth	R12	W20-L	Bedroom	0.8	5.4	N/R	N/R	W20-U	Bedroom	4.6	Fourth	R13	W21-L	Bedroom	0.8																																																																																																																		
Fourth	R4	W7-L	Bedroom	0.8	6.0	65	27																																																																																																																																																																																																																																																								
		W7-U	Bedroom	5.3				Fourth	R5	W8-L	Bedroom	1.1	8.2	68	25	W8-U	Bedroom	7.2	Fourth	R6	W9-L	Bedroom	0.6	4.8	53	22	W9-U	Bedroom	4.1	Fourth	R7	W10-L	LKD	0.3	8.2	92	30	W10-U	LKD	2.0			W11-L	LKD	0.3				W11-U	LKD	1.9	W12-L	LKD	0.4	W12-U	LKD	3.3	Fourth	R8	W13-L	Bedroom	0.4	3.7	52	21	W13-U	Bedroom	3.3	Fourth	R9	W14-L	Bedroom	0.3	10.7			72	24	W14-U				Bedroom	2.5	W15-L	Bedroom	1.1	W15-U	Bedroom	6.8	Fourth			R10	W16-L	LKD				0.8	9.2	N/R	N/R	W16-U	LKD	4.7	W17-L	LKD			0.6	W17-U	LKD				3.1	Fourth	R11	W18-L	LKD	0.4	4.5	N/R	N/R	W18-U	LKD	2.1	W19-L	LKD	0.3	W19-U	LKD	1.8	Fourth	R12	W20-L	Bedroom	0.8	5.4	N/R	N/R	W20-U	Bedroom	4.6	Fourth	R13	W21-L	Bedroom	0.8																																																																																																									
Fourth	R5	W8-L	Bedroom	1.1	8.2	68	25																																																																																																																																																																																																																																																								
		W8-U	Bedroom	7.2				Fourth	R6	W9-L	Bedroom	0.6	4.8	53	22	W9-U	Bedroom	4.1	Fourth	R7	W10-L	LKD	0.3	8.2	92	30	W10-U	LKD	2.0			W11-L	LKD	0.3				W11-U	LKD	1.9			W12-L	LKD	0.4				W12-U	LKD	3.3	Fourth	R8	W13-L	Bedroom	0.4	3.7	52	21	W13-U	Bedroom	3.3	Fourth	R9	W14-L	Bedroom	0.3	10.7			72	24	W14-U		Bedroom	2.5			W15-L	Bedroom	1.1	W15-U	Bedroom	6.8	Fourth	R10	W16-L	LKD	0.8	9.2		N/R	N/R		W16-U	LKD	4.7	W17-L	LKD	0.6				W17-U	LKD	3.1	Fourth	R11	W18-L	LKD	0.4	4.5	N/R	N/R	W18-U	LKD	2.1			W19-L	LKD	0.3				W19-U	LKD	1.8	Fourth	R12	W20-L	Bedroom	0.8	5.4	N/R	N/R	W20-U	Bedroom	4.6	Fourth	R13	W21-L	Bedroom	0.8																																																																																																															
Fourth	R6	W9-L	Bedroom	0.6	4.8	53	22																																																																																																																																																																																																																																																								
		W9-U	Bedroom	4.1				Fourth	R7	W10-L	LKD	0.3	8.2	92	30	W10-U	LKD	2.0			W11-L	LKD	0.3				W11-U	LKD	1.9			W12-L	LKD	0.4				W12-U	LKD	3.3	Fourth	R8	W13-L	Bedroom	0.4	3.7	52	21	W13-U	Bedroom	3.3	Fourth	R9	W14-L	Bedroom	0.3	10.7	72	24	W14-U	Bedroom	2.5			W15-L	Bedroom	1.1		W15-U	Bedroom			6.8	Fourth	R10	W16-L	LKD	0.8	9.2	N/R	N/R	W16-U	LKD	4.7			W17-L	LKD	0.6		W17-U			LKD	3.1	Fourth	R11	W18-L	LKD	0.4	4.5	N/R	N/R	W18-U	LKD	2.1			W19-L	LKD	0.3				W19-U	LKD	1.8	Fourth	R12	W20-L	Bedroom	0.8	5.4	N/R	N/R	W20-U	Bedroom	4.6	Fourth	R13	W21-L	Bedroom	0.8																																																																																																																										
Fourth	R7	W10-L	LKD	0.3	8.2	92	30																																																																																																																																																																																																																																																								
		W10-U	LKD	2.0																																																																																																																																																																																																																																																											
		W11-L	LKD	0.3																																																																																																																																																																																																																																																											
		W11-U	LKD	1.9																																																																																																																																																																																																																																																											
		W12-L	LKD	0.4																																																																																																																																																																																																																																																											
		W12-U	LKD	3.3																																																																																																																																																																																																																																																											
Fourth	R8	W13-L	Bedroom	0.4	3.7	52	21																																																																																																																																																																																																																																																								
		W13-U	Bedroom	3.3				Fourth	R9	W14-L	Bedroom	0.3	10.7	72	24	W14-U	Bedroom	2.5	W15-L	Bedroom	1.1	W15-U	Bedroom	6.8	Fourth	R10	W16-L	LKD	0.8	9.2	N/R	N/R	W16-U	LKD	4.7	W17-L	LKD	0.6	W17-U	LKD	3.1	Fourth	R11	W18-L	LKD	0.4	4.5	N/R	N/R	W18-U	LKD	2.1	W19-L	LKD	0.3	W19-U	LKD	1.8	Fourth	R12	W20-L	Bedroom	0.8	5.4	N/R	N/R	W20-U	Bedroom	4.6	Fourth	R13	W21-L	Bedroom	0.8																																																																																																																																																																																					
Fourth	R9	W14-L	Bedroom	0.3	10.7	72	24																																																																																																																																																																																																																																																								
		W14-U	Bedroom	2.5																																																																																																																																																																																																																																																											
		W15-L	Bedroom	1.1																																																																																																																																																																																																																																																											
		W15-U	Bedroom	6.8																																																																																																																																																																																																																																																											
Fourth	R10	W16-L	LKD	0.8	9.2	N/R	N/R																																																																																																																																																																																																																																																								
		W16-U	LKD	4.7																																																																																																																																																																																																																																																											
		W17-L	LKD	0.6																																																																																																																																																																																																																																																											
		W17-U	LKD	3.1																																																																																																																																																																																																																																																											
Fourth	R11	W18-L	LKD	0.4	4.5	N/R	N/R																																																																																																																																																																																																																																																								
		W18-U	LKD	2.1																																																																																																																																																																																																																																																											
		W19-L	LKD	0.3																																																																																																																																																																																																																																																											
		W19-U	LKD	1.8																																																																																																																																																																																																																																																											
Fourth	R12	W20-L	Bedroom	0.8	5.4	N/R	N/R																																																																																																																																																																																																																																																								
		W20-U	Bedroom	4.6				Fourth	R13	W21-L	Bedroom	0.8																																																																																																																																																																																																																																																			
Fourth	R13	W21-L	Bedroom	0.8																																																																																																																																																																																																																																																											

Floor	Room ID	Window ID	Room Use	ADF	TOTAL ADF	ROOM TOTAL APSH	ROOM WINTER APSH
		W21-U	Bedroom	4.7	5.6	N/R	N/R
Fourth	R14	W22-L	Bedroom	0.9			
		W22-U	Bedroom	5.4	6.3	N/R	N/R
Block 07							
Ground	R1	W1-L	Bedroom	0.1			
		W1-U	Bedroom	1.1	1.3	13	2
Ground	R2	W2-L	LKD	0.2			
		W2-U	LKD	0.8	1.0	6	2
Ground	R3	W3-L	Bedroom	0.1			
		W3-U	Bedroom	0.7	0.8	0	0
Ground	R4	W4-L	Bedroom	0.1			
		W4-U	Bedroom	1.3	1.4	0	0
Ground	R5	W5-L	LKD	0.3			
		W5-U	LKD	1.2	1.5	1	0
Ground	R6	W6-L	LKD	0.3			
		W6-U	LKD	1.4	1.7	5	0
Ground	R7	W7-L	Bedroom	0.2			
		W7-U	Bedroom	1.6	1.8	7	0
Ground	R8	W8-L	Bedroom	0.1			
		W8-U	Bedroom	1.1	1.2	5	0
Ground	R9	W9-L	Bedroom	0.1			
		W9-U	Bedroom	0.1	0.2	0	0
Ground	R10	W10-L	LKD	0.4			
		W10-U	LKD	1.8	2.2	18	0
Ground	R11	W11-L	Bedroom	0.2			
		W11-U	Bedroom	1.6	1.8	17	0
First	R1	W1-L	LKD	0.3			
		W1-U	LKD	1.1			
		W49-L	LKD	0.3			
		W49-U	LKD	1.2	2.9	44	3
First	R2	W2-L	Bedroom	0.2			
		W2-U	Bedroom	0.6	0.8	2	2
First	R3	W3-L	LKD	0.2			
		W3-U	LKD	0.7	1.0	10	4
First	R4	W4-L	Bedroom	0.0			
		W4-U	Bedroom	0.0	0.0	0	0
First	R5	W5-L	LKD	0.2			
		W5-U	LKD	0.8			
		W6-L	LKD	0.0			
		W6-U	LKD	0.0	1.1	5	2
First	R6	W7-L	Bedroom	0.1			
		W7-U	Bedroom	0.0	0.1	0	0
First	R7	W8-L	Bedroom	0.3			
		W8-U	Bedroom	1.1	1.5	1	0
First	R8	W9-L	Bedroom	0.4			
		W9-U	Bedroom	1.3	1.6	3	0
First	R9	W10-L	Bedroom	0.1			
		W10-U	Bedroom	0.2	0.4	0	0
First	R10	W11-L	LKD	0.0			
		W11-U	LKD	0.0			
		W12-L	LKD	0.3			
		W12-U	LKD	1.3	1.6	14	0

Floor	Room ID	Window ID	Room Use	ADF	TOTAL ADF	ROOM TOTAL APSH	ROOM WINTER APSH
First	R11	W13-L	Bedroom	0.3	1.0	1	0
		W13-U	Bedroom	0.7			
First	R12	W14-L	Bedroom	0.2	0.4	0	0
		W14-U	Bedroom	0.1			
First	R13	W15-L	LKD	0.4	1.8	10	2
		W15-U	LKD	1.4			
First	R14	W16-L	Bedroom	0.5	2.7	11	2
		W16-U	Bedroom	2.2			
First	R15	W17-L	Bedroom	0.3	1.0	6	0
		W17-U	Bedroom	0.8			
First	R16	W18-L	Bedroom	0.2	0.6	3	0
		W18-U	Bedroom	0.4			
First	R17	W19-L	LKD	0.3	5.1	29	4
		W19-U	LKD	1.2			
		W20-L	LKD	0.3			
		W20-U	LKD	1.1			
		W21-L	LKD	0.4			
		W21-U	LKD	1.8			
First	R18	W22-L	LKD	0.4	5.3	N/R	N/R
		W22-U	LKD	1.8			
		W23-L	LKD	0.3			
		W23-U	LKD	1.1			
		W24-L	LKD	0.3			
		W24-U	LKD	1.4			
First	R19	W25-L	Bedroom	0.3	0.9	N/R	N/R
		W25-U	Bedroom	0.7			
First	R20	W26-L	Bedroom	0.3	1.3	N/R	N/R
		W26-U	Bedroom	1.0			
First	R21	W27-L	Bedroom	0.6	3.2	N/R	N/R
		W27-U	Bedroom	2.6			
First	R22	W28-L	LKD	0.4	1.9	N/R	N/R
		W28-U	LKD	1.5			
First	R23	W29-L	Bedroom	0.5	1.8	N/R	N/R
		W29-U	Bedroom	1.3			
First	R24	W30-L	Bedroom	0.5	1.7	N/R	N/R
		W30-U	Bedroom	1.2			
First	R25	W31-L	LKD	0.4	2.4	N/R	N/R
		W31-U	LKD	1.7			
		W32-L	LKD	0.1			
		W32-U	LKD	0.1			
First	R26	W33-L	Bedroom	0.2	0.7	N/R	N/R
		W33-U	Bedroom	0.5			
First	R27	W34-L	Bedroom	0.4	2.0	N/R	N/R
		W34-U	Bedroom	1.5			
First	R28	W35-L	Bedroom	0.5	2.0	N/R	N/R
		W35-U	Bedroom	1.6			
First	R29	W36-L	Bedroom	0.2	0.2	N/R	N/R
		W36-U	Bedroom	0.0			
First	R30	W37-L	LKD	0.1	2.0	N/R	N/R
		W37-U	LKD	0.1			
		W38-L	LKD	0.4			
		W38-U	LKD	1.4			
First	R31	W39-L	Bedroom	0.3	0.3	N/R	N/R
		W39-U	Bedroom	0.0			
First	R32	W40-L	LKD	0.4			

Floor	Room ID	Window ID	Room Use	ADF	TOTAL ADF	ROOM TOTAL APSH	ROOM WINTER APSH
		W40-U	LKD	1.5	1.9	N/R	N/R
First	R33	W41-L	Bedroom	0.3			
		W41-U	Bedroom	0.6	0.9	N/R	N/R
First	R34	W42-L	Bedroom	0.5			
		W42-U	Bedroom	0.8	1.2	N/R	N/R
First	R35	W43-L	LKD	0.3			
		W43-U	LKD	1.2			
		W44-L	LKD	0.3			
		W44-U	LKD	1.2			
		W45-L	LKD	0.3			
		W45-U	LKD	1.1			
		W46-L	LKD	0.3			
		W46-U	LKD	1.1	5.7	48	6
First	R36	W47-L	Bedroom	0.1			
		W47-U	Bedroom	0.0	0.1	0	0
First	R37	W48-L	Bedroom	0.2			
		W48-U	Bedroom	0.2	0.4	0	0
Second	R1	W1-L	LKD	0.3			
		W1-U	LKD	1.1			
		W69-L	LKD	0.3			
		W69-U	LKD	1.2	2.9	47	10
Second	R2	W2-L	Bedroom	0.2			
		W2-U	Bedroom	0.7	0.9	3	2
Second	R3	W3-L	LKD	0.2			
		W3-U	LKD	0.7	1.0	9	5
Second	R4	W4-L	Bedroom	0.0			
		W4-U	Bedroom	0.1	0.1	0	0
Second	R5	W5-L	LKD	0.2			
		W5-U	LKD	0.8			
		W6-L	LKD	0.1			
		W6-U	LKD	0.1	1.1	4	2
Second	R6	W7-L	Bedroom	0.1			
		W7-U	Bedroom	0.1	0.2	1	0
Second	R7	W8-L	Bedroom	0.1			
		W8-U	Bedroom	0.7			
		W9-L	Bedroom	0.5			
		W9-U	Bedroom	2.7			
		W10-L	Bedroom	0.1			
		W10-U	Bedroom	0.8	4.9	21	5
Second	R8	W11-L	Bedroom	0.1			
		W11-U	Bedroom	0.5			
		W12-L	Bedroom	0.5			
		W12-U	Bedroom	2.9			
		W13-L	Bedroom	0.2			
		W13-U	Bedroom	0.9	5.0	20	4
Second	R9	W14-L	Bedroom	0.2			
		W14-U	Bedroom	0.3	0.5	3	0
Second	R10	W15-L	LKD	0.1			
		W15-U	LKD	0.1			
		W16-L	LKD	0.3			
		W16-U	LKD	1.2	1.6	16	0
Second	R11	W17-L	Bedroom	0.3			
		W17-U	Bedroom	0.7	1.0	4	0
Second	R12	W18-L	Bedroom	0.3			
		W18-U	Bedroom	0.4	0.7	3	0
Second	R13	W19-L	LKD	0.1			
		W19-U	LKD	0.6			
		W20-L	LKD	0.5			

Floor	Room ID	Window ID	Room Use	ADF	TOTAL ADF	ROOM TOTAL APSH	ROOM WINTER APSH
		W20-U	LKD	2.8			
		W21-L	LKD	0.1			
		W21-U	LKD	0.7	4.7	38	6
Second	R14	W22-L	Bedroom	0.1			
		W22-U	Bedroom	0.6			
		W23-L	Bedroom	0.6			
		W23-U	Bedroom	3.7			
		W24-L	Bedroom	0.2			
		W24-U	Bedroom	1.1	6.3	37	7
Second	R15	W25-L	Bedroom	0.3			
		W25-U	Bedroom	0.9	1.1	10	0
Second	R16	W26-L	Bedroom	0.2			
		W26-U	Bedroom	0.5	0.7	8	0
Second	R17	W27-L	LKD	0.3			
		W27-U	LKD	1.1			
		W28-L	LKD	0.2			
		W28-U	LKD	1.0			
		W29-L	LKD	0.1			
		W29-U	LKD	0.5			
		W30-L	LKD	0.5			
		W30-U	LKD	2.6			
		W31-L	LKD	0.1			
		W31-U	LKD	0.4	6.8	33	4
Second	R18	W32-L	LKD	0.1			
		W32-U	LKD	0.4			
		W33-L	LKD	0.5			
		W33-U	LKD	2.5			
		W34-L	LKD	0.1			
		W34-U	LKD	0.5			
		W35-L	LKD	0.2			
		W35-U	LKD	1.0			
		W36-L	LKD	0.3			
		W36-U	LKD	1.2	6.9	29	2
Second	R19	W37-L	Bedroom	0.3			
		W37-U	Bedroom	0.9	1.1	N/R	N/R
Second	R20	W38-L	Bedroom	0.3			
		W38-U	Bedroom	1.1	1.4	N/R	N/R
Second	R21	W39-L	Bedroom	0.2			
		W39-U	Bedroom	1.1			
		W40-L	Bedroom	0.7			
		W40-U	Bedroom	4.3			
		W41-L	Bedroom	0.1			
		W41-U	Bedroom	0.7	7.1	25	5
Second	R22	W42-L	LKD	0.1			
		W42-U	LKD	0.7			
		W43-L	LKD	0.6			
		W43-U	LKD	3.4			
		W44-L	LKD	0.1			
		W44-U	LKD	0.7	5.6	28	6
Second	R23	W45-L	Bedroom	0.5			
		W45-U	Bedroom	1.5	2.1	N/R	N/R
Second	R24	W46-L	Bedroom	0.4			
		W46-U	Bedroom	1.2	1.6	N/R	N/R
Second	R25	W47-L	LKD	0.4			
		W47-U	LKD	1.6			
		W48-L	LKD	0.1			
		W48-U	LKD	0.2	2.4	N/R	N/R
Second	R26	W49-L	Bedroom	0.2			
		W49-U	Bedroom	0.7	0.9	N/R	N/R
Second	R27	W50-L	Bedroom	0.2			
		W50-U	Bedroom	1.0			
		W51-L	Bedroom	0.6			

Floor	Room ID	Window ID	Room Use	ADF	TOTAL ADF	ROOM TOTAL APSH	ROOM WINTER APSH
		W51-U	Bedroom	3.7			
		W52-L	Bedroom	0.1			
		W52-U	Bedroom	0.7	6.4	24	6
Second	R28	W53-L	Bedroom	0.1			
		W53-U	Bedroom	0.8			
		W54-L	Bedroom	0.6			
		W54-U	Bedroom	3.7			
		W55-L	Bedroom	0.2			
		W55-U	Bedroom	0.9	6.3	27	7
Second	R29	W56-L	Bedroom	0.2			
		W56-U	Bedroom	0.3	0.5	N/R	N/R
Second	R30	W57-L	LKD	0.1			
		W57-U	LKD	0.2			
		W58-L	LKD	0.4			
		W58-U	LKD	1.3	2.0	N/R	N/R
Second	R31	W59-L	Bedroom	0.3			
		W59-U	Bedroom	0.6	1.0	N/R	N/R
Second	R32	W60-L	LKD	0.4			
		W60-U	LKD	1.4	1.8	N/R	N/R
Second	R33	W61-L	Bedroom	0.4			
		W61-U	Bedroom	0.9	1.3	N/R	N/R
Second	R34	W62-L	Bedroom	0.6			
		W62-U	Bedroom	1.2	1.8	N/R	N/R
Second	R35	W63-L	LKD	0.3			
		W63-U	LKD	1.1			
		W64-L	LKD	0.3			
		W64-U	LKD	1.1			
		W65-L	LKD	0.3			
		W65-U	LKD	1.1			
		W66-L	LKD	0.3			
		W66-U	LKD	1.0	5.4	50	12
Second	R36	W67-L	Bedroom	0.2			
		W67-U	Bedroom	0.4	0.5	5	5
Second	R37	W68-L	Bedroom	0.2			
		W68-U	Bedroom	0.5	0.8	3	3
Third	R1	W1-L	LKD	0.3			
		W1-U	LKD	1.4			
		W69-L	LKD	0.4			
		W69-U	LKD	1.7	3.8	60	17
Third	R2	W2-L	Bedroom	0.2			
		W2-U	Bedroom	0.7	0.9	3	3
Third	R3	W3-L	LKD	0.3			
		W3-U	LKD	1.0	1.3	16	8
Third	R4	W4-L	Bedroom	0.0			
		W4-U	Bedroom	0.1	0.1	0	0
Third	R5	W5-L	LKD	0.3			
		W5-U	LKD	1.1			
		W6-L	LKD	0.1			
		W6-U	LKD	0.1	1.5	11	3
Third	R6	W7-L	Bedroom	0.1			
		W7-U	Bedroom	0.1	0.3	3	0
Third	R7	W8-L	Bedroom	0.1			
		W8-U	Bedroom	0.7			
		W9-L	Bedroom	0.5			
		W9-U	Bedroom	2.8			
		W10-L	Bedroom	0.1			
		W10-U	Bedroom	0.7	5.0	26	5
Third	R8	W11-L	Bedroom	0.1			

Floor	Room ID	Window ID	Room Use	ADF	TOTAL ADF	ROOM TOTAL APSH	ROOM WINTER APSH
		W11-U	Bedroom	0.6			
		W12-L	Bedroom	0.7			
		W12-U	Bedroom	3.6			
		W13-L	Bedroom	0.2			
		W13-U	Bedroom	1.1	6.3	27	4
Third	R9	W14-L	Bedroom	0.2			
		W14-U	Bedroom	0.3	0.5	6	0
Third	R10	W15-L	LKD	0.1			
		W15-U	LKD	0.1			
		W16-L	LKD	0.4			
		W16-U	LKD	1.5	2.0	24	0
Third	R11	W17-L	Bedroom	0.3			
		W17-U	Bedroom	0.7	1.0	6	0
Third	R12	W18-L	Bedroom	0.3			
		W18-U	Bedroom	0.4	0.7	5	0
Third	R13	W19-L	LKD	0.1			
		W19-U	LKD	0.6			
		W20-L	LKD	0.5			
		W20-U	LKD	2.8			
		W21-L	LKD	0.1			
		W21-U	LKD	0.7	4.8	42	7
Third	R14	W22-L	Bedroom	0.1			
		W22-U	Bedroom	0.6			
		W23-L	Bedroom	0.7			
		W23-U	Bedroom	3.7			
		W24-L	Bedroom	0.2			
		W24-U	Bedroom	1.0	6.3	40	7
Third	R15	W25-L	Bedroom	0.3			
		W25-U	Bedroom	0.8	1.1	10	0
Third	R16	W26-L	Bedroom	0.2			
		W26-U	Bedroom	0.5	0.7	6	0
Third	R17	W27-L	LKD	0.3			
		W27-U	LKD	1.2			
		W28-L	LKD	0.2			
		W28-U	LKD	1.0			
		W29-L	LKD	0.1			
		W29-U	LKD	0.5			
		W30-L	LKD	0.5			
		W30-U	LKD	2.5			
		W31-L	LKD	0.1			
		W31-U	LKD	0.4	6.9	37	5
Third	R18	W32-L	LKD	0.1			
		W32-U	LKD	0.4			
		W33-L	LKD	0.4			
		W33-U	LKD	2.5			
		W34-L	LKD	0.1			
		W34-U	LKD	0.5			
		W35-L	LKD	0.2			
		W35-U	LKD	1.0			
		W36-L	LKD	0.3			
		W36-U	LKD	1.3	7.0	30	2
Third	R19	W37-L	Bedroom	0.3			
		W37-U	Bedroom	0.8	1.1	N/R	N/R
Third	R20	W38-L	Bedroom	0.3			
		W38-U	Bedroom	1.0	1.4	N/R	N/R
Third	R21	W39-L	Bedroom	0.2			
		W39-U	Bedroom	1.0			
		W40-L	Bedroom	0.8			
		W40-U	Bedroom	4.3			
		W41-L	Bedroom	0.1			
		W41-U	Bedroom	0.7	7.1	26	4
Third	R22	W42-L	LKD	0.1			

Floor	Room ID	Window ID	Room Use	ADF	TOTAL ADF	ROOM TOTAL APSH	ROOM WINTER APSH
		W42-U	LKD	0.7			
		W43-L	LKD	0.6			
		W43-U	LKD	3.3			
		W44-L	LKD	0.1			
		W44-U	LKD	0.7	5.6	32	7
Third	R23	W45-L	Bedroom	0.6			
		W45-U	Bedroom	1.5	2.1	N/R	N/R
Third	R24	W46-L	Bedroom	0.4			
		W46-U	Bedroom	1.1	1.5	N/R	N/R
Third	R25	W47-L	LKD	0.5			
		W47-U	LKD	1.9			
		W48-L	LKD	0.1			
		W48-U	LKD	0.2	2.7	N/R	N/R
Third	R26	W49-L	Bedroom	0.2			
		W49-U	Bedroom	0.7	0.9	N/R	N/R
Third	R27	W50-L	Bedroom	0.2			
		W50-U	Bedroom	1.0			
		W51-L	Bedroom	0.7			
		W51-U	Bedroom	3.8			
		W52-L	Bedroom	0.1			
		W52-U	Bedroom	0.7	6.5	24	4
Third	R28	W53-L	Bedroom	0.1			
		W53-U	Bedroom	0.8			
		W54-L	Bedroom	0.7			
		W54-U	Bedroom	3.7			
		W55-L	Bedroom	0.2			
		W55-U	Bedroom	0.9	6.4	31	8
Third	R29	W56-L	Bedroom	0.2			
		W56-U	Bedroom	0.4	0.6	N/R	N/R
Third	R30	W57-L	LKD	0.1			
		W57-U	LKD	0.2			
		W58-L	LKD	0.4			
		W58-U	LKD	1.6	2.4	N/R	N/R
Third	R31	W59-L	Bedroom	0.4			
		W59-U	Bedroom	0.7	1.1	N/R	N/R
Third	R32	W60-L	LKD	0.4			
		W60-U	LKD	1.8	2.2	N/R	N/R
Third	R33	W61-L	Bedroom	0.4			
		W61-U	Bedroom	0.9	1.3	N/R	N/R
Third	R34	W62-L	Bedroom	0.6			
		W62-U	Bedroom	1.2	1.8	N/R	N/R
Third	R35	W63-L	LKD	0.3			
		W63-U	LKD	1.3			
		W64-L	LKD	0.3			
		W64-U	LKD	1.3			
		W65-L	LKD	0.3			
		W65-U	LKD	1.5			
		W66-L	LKD	0.3			
		W66-U	LKD	1.4	6.9	65	19
Third	R36	W67-L	Bedroom	0.2			
		W67-U	Bedroom	0.6	0.8	10	10
Third	R37	W68-L	Bedroom	0.3			
		W68-U	Bedroom	0.8	1.1	9	9
Fourth	R1	W1-L	LKD	0.4			
		W1-U	LKD	1.4			
		W69-L	LKD	0.4			
		W69-U	LKD	1.8	4.0	62	25
Fourth	R2	W2-L	Bedroom	0.3			
		W2-U	Bedroom	0.8	1.0	4	3

Floor	Room ID	Window ID	Room Use	ADF	TOTAL ADF	ROOM TOTAL APSH	ROOM WINTER APSH																																																																																																																																																																																																																																																																												
Fourth	R3	W3-L	LKD	0.3	1.3	16	8																																																																																																																																																																																																																																																																												
		W3-U	LKD	1.0				Fourth	R4	W4-L	Bedroom	0.1	0.3	0	0	W4-U	Bedroom	0.1	Fourth	R5	W5-L	LKD	0.3	1.6	13	3	W5-U	LKD	1.0	W6-L	LKD	0.1	W6-U	LKD	0.2	Fourth	R6	W7-L	Bedroom	0.2	0.5	7	0	W7-U	Bedroom	0.3	Fourth	R7	W8-L	Bedroom	0.1	5.7	36	7	W8-U	Bedroom	0.8	W9-L	Bedroom	0.6	W9-U	Bedroom	3.3	W10-L	Bedroom	0.1	W10-U	Bedroom	0.8	Fourth	R8	W11-L	Bedroom	0.1	7.2	34	5	W11-U	Bedroom	0.8	W12-L	Bedroom	0.7	W12-U	Bedroom	4.2	W13-L	Bedroom	0.2	W13-U	Bedroom	1.2	Fourth	R9	W14-L	Bedroom	0.2	0.8	10	0	W14-U	Bedroom	0.6	Fourth	R10	W15-L	LKD	0.1	2.1	29	4	W15-U	LKD	0.2	W16-L	LKD	0.4	W16-U	LKD	1.4	Fourth	R11	W17-L	Bedroom	0.3	1.3	14	1	W17-U	Bedroom	1.0	Fourth	R12	W18-L	Bedroom	0.4	1.4	13	2	W18-U	Bedroom	1.0	Fourth	R13	W19-L	LKD	0.1	5.3	49	9	W19-U	LKD	0.7	W20-L	LKD	0.5	W20-U	LKD	3.1	W21-L	LKD	0.1	W21-U	LKD	0.7	Fourth	R14	W22-L	Bedroom	0.1	6.9	45	10	W22-U	Bedroom	0.7	W23-L	Bedroom	0.7	W23-U	Bedroom	4.1	W24-L	Bedroom	0.2	W24-U	Bedroom	1.1	Fourth	R15	W25-L	Bedroom	0.3	1.3	14	0	W25-U	Bedroom	1.0	Fourth	R16	W26-L	Bedroom	0.3	1.0	11	0	W26-U	Bedroom	0.7	Fourth	R17	W27-L	LKD	0.3	6.9	38	6	W27-U	LKD	1.2	W28-L	LKD	0.2	W28-U	LKD	1.0	W29-L	LKD	0.1	W29-U	LKD	0.5	W30-L	LKD	0.5	W30-U	LKD	2.6	W31-L	LKD	0.1	W31-U	LKD	0.4	Fourth	R18	W32-L	LKD	0.1				W32-U	LKD	0.4																			
Fourth	R4	W4-L	Bedroom	0.1	0.3	0	0																																																																																																																																																																																																																																																																												
		W4-U	Bedroom	0.1				Fourth	R5	W5-L	LKD	0.3	1.6	13	3	W5-U	LKD	1.0			W6-L	LKD	0.1				W6-U	LKD	0.2	Fourth	R6	W7-L	Bedroom	0.2	0.5	7	0	W7-U	Bedroom	0.3	Fourth	R7	W8-L	Bedroom	0.1	5.7			36	7	W8-U				Bedroom	0.8	W9-L	Bedroom	0.6	W9-U	Bedroom	3.3	W10-L	Bedroom	0.1	W10-U	Bedroom	0.8	Fourth			R8	W11-L	Bedroom				0.1	7.2	34	5	W11-U	Bedroom	0.8	W12-L	Bedroom	0.7	W12-U	Bedroom	4.2	W13-L	Bedroom	0.2	W13-U	Bedroom	1.2	Fourth	R9	W14-L	Bedroom	0.2	0.8	10			0	W14-U	Bedroom				0.6	Fourth	R10	W15-L	LKD	0.1	2.1	29	4	W15-U	LKD	0.2	W16-L	LKD	0.4	W16-U	LKD	1.4	Fourth	R11	W17-L	Bedroom	0.3	1.3	14	1	W17-U	Bedroom	1.0	Fourth	R12			W18-L	Bedroom	0.4				1.4	13	2	W18-U	Bedroom	1.0	Fourth	R13	W19-L	LKD	0.1	5.3	49	9	W19-U			LKD	0.7	W20-L				LKD	0.5	W20-U	LKD	3.1	W21-L	LKD	0.1	W21-U	LKD	0.7	Fourth	R14	W22-L	Bedroom	0.1	6.9	45	10	W22-U	Bedroom	0.7	W23-L	Bedroom	0.7	W23-U	Bedroom	4.1	W24-L	Bedroom	0.2	W24-U	Bedroom	1.1	Fourth	R15	W25-L			Bedroom	0.3	1.3				14	0	W25-U	Bedroom	1.0	Fourth	R16	W26-L	Bedroom	0.3	1.0	11	0	W26-U	Bedroom	0.7	Fourth	R17	W27-L	LKD	0.3	6.9	38	6	W27-U	LKD	1.2	W28-L	LKD	0.2	W28-U	LKD	1.0	W29-L	LKD	0.1	W29-U	LKD	0.5	W30-L	LKD	0.5	W30-U	LKD	2.6	W31-L	LKD	0.1	W31-U	LKD	0.4	Fourth	R18	W32-L	LKD	0.1	
Fourth	R5	W5-L	LKD	0.3	1.6	13	3																																																																																																																																																																																																																																																																												
		W5-U	LKD	1.0																																																																																																																																																																																																																																																																															
		W6-L	LKD	0.1																																																																																																																																																																																																																																																																															
		W6-U	LKD	0.2				Fourth	R6	W7-L	Bedroom	0.2	0.5	7	0	W7-U	Bedroom	0.3	Fourth	R7	W8-L	Bedroom	0.1	5.7	36	7	W8-U	Bedroom	0.8	W9-L	Bedroom	0.6	W9-U	Bedroom	3.3	W10-L	Bedroom	0.1	W10-U	Bedroom			0.8	Fourth	R8		W11-L	Bedroom			0.1	7.2	34	5	W11-U	Bedroom	0.8	W12-L	Bedroom	0.7	W12-U	Bedroom	4.2	W13-L	Bedroom	0.2	W13-U	Bedroom		1.2	Fourth		R9	W14-L	Bedroom	0.2	0.8	10				0	W14-U	Bedroom	0.6	Fourth	R10	W15-L	LKD	0.1	2.1	29	4	W15-U	LKD	0.2	W16-L	LKD	0.4	W16-U	LKD	1.4	Fourth	R11	W17-L	Bedroom	0.3	1.3	14	1	W17-U	Bedroom	1.0	Fourth	R12	W18-L	Bedroom	0.4	1.4	13	2	W18-U	Bedroom	1.0	Fourth	R13	W19-L	LKD	0.1	5.3	49	9	W19-U	LKD	0.7	W20-L	LKD	0.5	W20-U	LKD	3.1	W21-L	LKD	0.1	W21-U	LKD	0.7	Fourth	R14	W22-L	Bedroom	0.1	6.9	45	10	W22-U			Bedroom	0.7	W23-L				Bedroom	0.7	W23-U	Bedroom	4.1	W24-L	Bedroom	0.2	W24-U	Bedroom	1.1	Fourth	R15	W25-L	Bedroom	0.3	1.3	14	0	W25-U			Bedroom	1.0	Fourth				R16	W26-L	Bedroom	0.3	1.0	11	0	W26-U	Bedroom	0.7	Fourth	R17	W27-L	LKD	0.3	6.9	38	6			W27-U	LKD	1.2				W28-L	LKD	0.2	W28-U	LKD	1.0	W29-L	LKD	0.1	W29-U	LKD	0.5	W30-L	LKD	0.5	W30-U			LKD	2.6	W31-L				LKD	0.1	W31-U	LKD	0.4	Fourth	R18	W32-L	LKD	0.1				W32-U	LKD	0.4																	
Fourth	R6	W7-L	Bedroom	0.2	0.5	7	0																																																																																																																																																																																																																																																																												
		W7-U	Bedroom	0.3				Fourth	R7	W8-L	Bedroom	0.1	5.7	36	7	W8-U	Bedroom	0.8			W9-L	Bedroom	0.6				W9-U	Bedroom	3.3	W10-L	Bedroom	0.1	W10-U	Bedroom	0.8	Fourth	R8	W11-L	Bedroom	0.1	7.2	34	5			W11-U	Bedroom	0.8	W12-L	Bedroom	0.7				W12-U	Bedroom	4.2	W13-L	Bedroom	0.2	W13-U	Bedroom	1.2	Fourth	R9	W14-L	Bedroom	0.2	0.8	10	0	W14-U	Bedroom	0.6	Fourth	R10	W15-L	LKD	0.1	2.1	29	4	W15-U	LKD	0.2			W16-L	LKD	0.4				W16-U	LKD	1.4	Fourth	R11	W17-L	Bedroom	0.3	1.3	14	1	W17-U	Bedroom	1.0	Fourth	R12	W18-L	Bedroom	0.4	1.4	13	2	W18-U	Bedroom	1.0	Fourth	R13	W19-L	LKD	0.1	5.3			49	9	W19-U				LKD	0.7	W20-L	LKD	0.5	W20-U	LKD	3.1	W21-L	LKD	0.1	W21-U	LKD	0.7	Fourth			R14	W22-L	Bedroom				0.1	6.9	45	10	W22-U	Bedroom	0.7	W23-L	Bedroom	0.7	W23-U	Bedroom	4.1	W24-L	Bedroom	0.2	W24-U	Bedroom	1.1	Fourth	R15	W25-L	Bedroom	0.3	1.3	14	0	W25-U	Bedroom	1.0	Fourth	R16	W26-L	Bedroom	0.3	1.0	11	0	W26-U	Bedroom	0.7	Fourth	R17	W27-L	LKD	0.3	6.9			38	6	W27-U						LKD	1.2	W28-L				LKD	0.2	W28-U	LKD	1.0	W29-L	LKD	0.1	W29-U	LKD	0.5	W30-L	LKD	0.5	W30-U	LKD			2.6	W31-L	LKD				0.1	W31-U	LKD	0.4	Fourth	R18	W32-L	LKD	0.1				W32-U	LKD	0.4																		
Fourth	R7	W8-L	Bedroom	0.1	5.7	36	7																																																																																																																																																																																																																																																																												
		W8-U	Bedroom	0.8																																																																																																																																																																																																																																																																															
		W9-L	Bedroom	0.6																																																																																																																																																																																																																																																																															
		W9-U	Bedroom	3.3																																																																																																																																																																																																																																																																															
		W10-L	Bedroom	0.1																																																																																																																																																																																																																																																																															
		W10-U	Bedroom	0.8				Fourth	R8	W11-L	Bedroom	0.1	7.2	34	5	W11-U	Bedroom	0.8	W12-L	Bedroom	0.7	W12-U	Bedroom	4.2	W13-L	Bedroom	0.2	W13-U	Bedroom	1.2	Fourth	R9	W14-L	Bedroom	0.2	0.8	10	0	W14-U	Bedroom	0.6	Fourth	R10	W15-L	LKD	0.1	2.1	29	4	W15-U	LKD	0.2	W16-L	LKD	0.4	W16-U	LKD	1.4	Fourth	R11	W17-L	Bedroom	0.3	1.3	14	1	W17-U	Bedroom	1.0	Fourth	R12	W18-L	Bedroom	0.4	1.4	13	2	W18-U	Bedroom	1.0	Fourth	R13	W19-L	LKD	0.1	5.3	49	9	W19-U	LKD	0.7	W20-L	LKD	0.5	W20-U	LKD	3.1	W21-L	LKD	0.1	W21-U	LKD	0.7	Fourth	R14	W22-L	Bedroom	0.1	6.9	45	10	W22-U	Bedroom	0.7	W23-L	Bedroom	0.7	W23-U	Bedroom	4.1	W24-L	Bedroom	0.2	W24-U	Bedroom	1.1	Fourth	R15	W25-L	Bedroom	0.3	1.3	14	0	W25-U	Bedroom	1.0	Fourth	R16	W26-L	Bedroom	0.3	1.0	11	0	W26-U	Bedroom	0.7	Fourth	R17	W27-L	LKD	0.3	6.9	38	6	W27-U	LKD	1.2	W28-L	LKD	0.2	W28-U	LKD	1.0	W29-L	LKD	0.1	W29-U	LKD	0.5	W30-L	LKD	0.5	W30-U	LKD	2.6	W31-L	LKD	0.1	W31-U	LKD	0.4	Fourth	R18	W32-L	LKD	0.1				W32-U	LKD	0.4																																																																																	
Fourth	R8	W11-L	Bedroom	0.1	7.2	34	5																																																																																																																																																																																																																																																																												
		W11-U	Bedroom	0.8																																																																																																																																																																																																																																																																															
		W12-L	Bedroom	0.7																																																																																																																																																																																																																																																																															
		W12-U	Bedroom	4.2																																																																																																																																																																																																																																																																															
		W13-L	Bedroom	0.2																																																																																																																																																																																																																																																																															
		W13-U	Bedroom	1.2				Fourth	R9	W14-L	Bedroom	0.2	0.8	10	0	W14-U	Bedroom	0.6	Fourth	R10	W15-L	LKD	0.1	2.1	29	4	W15-U	LKD	0.2	W16-L	LKD	0.4	W16-U	LKD	1.4	Fourth	R11	W17-L	Bedroom	0.3	1.3	14	1	W17-U	Bedroom	1.0	Fourth	R12	W18-L	Bedroom	0.4	1.4	13	2	W18-U	Bedroom	1.0	Fourth	R13	W19-L	LKD	0.1	5.3	49	9	W19-U	LKD	0.7	W20-L	LKD	0.5	W20-U	LKD	3.1	W21-L	LKD	0.1	W21-U	LKD	0.7	Fourth	R14	W22-L	Bedroom	0.1	6.9	45	10	W22-U	Bedroom	0.7	W23-L	Bedroom	0.7	W23-U	Bedroom	4.1	W24-L	Bedroom	0.2	W24-U	Bedroom	1.1	Fourth	R15	W25-L	Bedroom	0.3	1.3	14	0	W25-U	Bedroom	1.0	Fourth	R16	W26-L	Bedroom	0.3	1.0	11	0	W26-U	Bedroom	0.7	Fourth	R17	W27-L	LKD	0.3	6.9	38	6	W27-U	LKD	1.2	W28-L	LKD	0.2	W28-U	LKD	1.0	W29-L	LKD	0.1	W29-U	LKD	0.5			W30-L	LKD	0.5				W30-U	LKD	2.6	W31-L	LKD	0.1	W31-U	LKD	0.4	Fourth	R18	W32-L	LKD	0.1				W32-U	LKD	0.4																																																																																																			
Fourth	R9	W14-L	Bedroom	0.2	0.8	10	0																																																																																																																																																																																																																																																																												
		W14-U	Bedroom	0.6				Fourth	R10	W15-L	LKD	0.1	2.1	29	4	W15-U	LKD	0.2			W16-L	LKD	0.4				W16-U	LKD	1.4	Fourth	R11	W17-L	Bedroom	0.3	1.3	14	1	W17-U	Bedroom	1.0	Fourth	R12	W18-L	Bedroom	0.4	1.4	13	2	W18-U	Bedroom	1.0	Fourth	R13	W19-L	LKD	0.1	5.3			49	9	W19-U				LKD	0.7	W20-L	LKD	0.5	W20-U	LKD	3.1	W21-L	LKD	0.1	W21-U	LKD	0.7	Fourth			R14	W22-L	Bedroom				0.1	6.9	45	10	W22-U	Bedroom	0.7	W23-L	Bedroom	0.7	W23-U	Bedroom	4.1	W24-L	Bedroom	0.2	W24-U	Bedroom	1.1	Fourth	R15	W25-L	Bedroom	0.3	1.3	14	0	W25-U	Bedroom	1.0	Fourth	R16	W26-L	Bedroom	0.3	1.0	11			0	W26-U	Bedroom				0.7	Fourth	R17	W27-L	LKD	0.3	6.9	38	6	W27-U	LKD	1.2	W28-L	LKD	0.2			W28-U	LKD	1.0				W29-L	LKD	0.1	W29-U	LKD	0.5	W30-L	LKD	0.5	W30-U	LKD	2.6	W31-L	LKD	0.1	W31-U	LKD	0.4	Fourth	R18	W32-L	LKD	0.1				W32-U	LKD	0.4																																																																																										
Fourth	R10	W15-L	LKD	0.1	2.1	29	4																																																																																																																																																																																																																																																																												
		W15-U	LKD	0.2																																																																																																																																																																																																																																																																															
		W16-L	LKD	0.4																																																																																																																																																																																																																																																																															
		W16-U	LKD	1.4				Fourth	R11	W17-L	Bedroom	0.3	1.3	14	1	W17-U	Bedroom	1.0	Fourth	R12	W18-L	Bedroom	0.4	1.4	13	2	W18-U	Bedroom	1.0	Fourth	R13	W19-L	LKD	0.1	5.3	49	9	W19-U	LKD	0.7	W20-L	LKD	0.5	W20-U	LKD	3.1	W21-L	LKD	0.1	W21-U	LKD			0.7	Fourth	R14		W22-L	Bedroom			0.1	6.9	45	10	W22-U	Bedroom	0.7	W23-L	Bedroom	0.7	W23-U	Bedroom	4.1	W24-L	Bedroom	0.2	W24-U	Bedroom		1.1	Fourth		R15	W25-L	Bedroom	0.3	1.3	14				0	W25-U	Bedroom	1.0	Fourth	R16	W26-L	Bedroom	0.3	1.0	11	0	W26-U	Bedroom	0.7	Fourth	R17	W27-L	LKD	0.3	6.9	38	6	W27-U	LKD	1.2	W28-L	LKD	0.2	W28-U	LKD	1.0	W29-L			LKD	0.1	W29-U				LKD			0.5	W30-L	LKD				0.5	W30-U	LKD	2.6	W31-L	LKD	0.1	W31-U	LKD	0.4	Fourth	R18	W32-L	LKD	0.1				W32-U	LKD	0.4																																																																																																																
Fourth	R11	W17-L	Bedroom	0.3	1.3	14	1																																																																																																																																																																																																																																																																												
		W17-U	Bedroom	1.0				Fourth	R12	W18-L	Bedroom	0.4	1.4	13	2	W18-U	Bedroom	1.0	Fourth	R13	W19-L	LKD	0.1	5.3	49	9	W19-U	LKD	0.7			W20-L	LKD	0.5				W20-U	LKD	3.1	W21-L	LKD	0.1	W21-U	LKD	0.7	Fourth	R14	W22-L	Bedroom	0.1	6.9	45	10			W22-U	Bedroom	0.7	W23-L	Bedroom	0.7				W23-U	Bedroom	4.1	W24-L	Bedroom	0.2	W24-U	Bedroom	1.1	Fourth	R15	W25-L	Bedroom	0.3	1.3	14	0	W25-U	Bedroom	1.0	Fourth	R16	W26-L	Bedroom	0.3	1.0	11	0	W26-U	Bedroom	0.7	Fourth	R17	W27-L	LKD	0.3	6.9	38	6	W27-U	LKD	1.2			W28-L	LKD	0.2				W28-U	LKD	1.0	W29-L	LKD	0.1	W29-U	LKD	0.5	W30-L			LKD	0.5	W30-U				LKD			2.6	W31-L	LKD				0.1	W31-U	LKD	0.4	Fourth	R18	W32-L	LKD	0.1				W32-U	LKD	0.4																																																																																																																						
Fourth	R12	W18-L	Bedroom	0.4	1.4	13	2																																																																																																																																																																																																																																																																												
		W18-U	Bedroom	1.0				Fourth	R13	W19-L	LKD	0.1	5.3	49	9	W19-U	LKD	0.7			W20-L	LKD	0.5				W20-U	LKD	3.1			W21-L	LKD	0.1				W21-U	LKD	0.7	Fourth	R14	W22-L	Bedroom	0.1	6.9			45	10	W22-U						Bedroom	0.7	W23-L	Bedroom	0.7	W23-U				Bedroom	4.1	W24-L	Bedroom	0.2	W24-U	Bedroom	1.1	Fourth	R15	W25-L	Bedroom	0.3	1.3	14	0	W25-U	Bedroom	1.0	Fourth	R16	W26-L	Bedroom	0.3	1.0	11	0	W26-U	Bedroom	0.7	Fourth			R17	W27-L	LKD				0.3	6.9	38			6	W27-U	LKD				1.2	W28-L	LKD	0.2	W28-U	LKD	1.0	W29-L	LKD	0.1			W29-U	LKD	0.5				W30-L			LKD	0.5	W30-U				LKD	2.6	W31-L	LKD	0.1	W31-U	LKD	0.4	Fourth	R18	W32-L	LKD	0.1				W32-U	LKD	0.4																																																																																																																		
Fourth	R13	W19-L	LKD	0.1	5.3	49	9																																																																																																																																																																																																																																																																												
		W19-U	LKD	0.7																																																																																																																																																																																																																																																																															
		W20-L	LKD	0.5																																																																																																																																																																																																																																																																															
		W20-U	LKD	3.1																																																																																																																																																																																																																																																																															
		W21-L	LKD	0.1																																																																																																																																																																																																																																																																															
		W21-U	LKD	0.7				Fourth	R14	W22-L	Bedroom	0.1	6.9	45	10	W22-U	Bedroom	0.7	W23-L	Bedroom	0.7	W23-U	Bedroom	4.1	W24-L	Bedroom	0.2	W24-U	Bedroom	1.1	Fourth	R15	W25-L	Bedroom	0.3	1.3	14	0	W25-U	Bedroom	1.0	Fourth	R16	W26-L	Bedroom	0.3	1.0	11	0	W26-U	Bedroom	0.7	Fourth	R17	W27-L	LKD	0.3	6.9	38	6	W27-U	LKD	1.2	W28-L	LKD	0.2	W28-U	LKD	1.0	W29-L	LKD	0.1	W29-U	LKD	0.5	W30-L	LKD	0.5	W30-U	LKD	2.6	W31-L	LKD	0.1	W31-U	LKD	0.4	Fourth	R18	W32-L	LKD	0.1								W32-U	LKD				0.4																																																																																																																																																																										
Fourth	R14	W22-L	Bedroom	0.1	6.9	45	10																																																																																																																																																																																																																																																																												
		W22-U	Bedroom	0.7																																																																																																																																																																																																																																																																															
		W23-L	Bedroom	0.7																																																																																																																																																																																																																																																																															
		W23-U	Bedroom	4.1																																																																																																																																																																																																																																																																															
		W24-L	Bedroom	0.2																																																																																																																																																																																																																																																																															
		W24-U	Bedroom	1.1				Fourth	R15	W25-L	Bedroom	0.3	1.3	14	0	W25-U	Bedroom	1.0	Fourth	R16	W26-L	Bedroom	0.3	1.0	11	0	W26-U	Bedroom	0.7	Fourth	R17	W27-L	LKD	0.3	6.9	38	6	W27-U	LKD	1.2	W28-L	LKD	0.2	W28-U	LKD	1.0	W29-L	LKD	0.1	W29-U	LKD	0.5			W30-L	LKD	0.5				W30-U	LKD	2.6	W31-L	LKD	0.1	W31-U	LKD	0.4	Fourth	R18	W32-L	LKD	0.1				W32-U	LKD	0.4																																																																																																																																																																																																			
Fourth	R15	W25-L	Bedroom	0.3	1.3	14	0																																																																																																																																																																																																																																																																												
		W25-U	Bedroom	1.0				Fourth	R16	W26-L	Bedroom	0.3	1.0	11	0	W26-U	Bedroom	0.7	Fourth	R17	W27-L	LKD	0.3	6.9	38	6	W27-U	LKD	1.2			W28-L	LKD	0.2				W28-U	LKD	1.0	W29-L	LKD	0.1	W29-U	LKD	0.5	W30-L	LKD	0.5	W30-U	LKD	2.6			W31-L	LKD	0.1				W31-U	LKD	0.4	Fourth	R18	W32-L	LKD	0.1				W32-U	LKD	0.4																																																																																																																																																																																																									
Fourth	R16	W26-L	Bedroom	0.3	1.0	11	0																																																																																																																																																																																																																																																																												
		W26-U	Bedroom	0.7				Fourth	R17	W27-L	LKD	0.3	6.9	38	6	W27-U	LKD	1.2			W28-L	LKD	0.2				W28-U	LKD	1.0			W29-L	LKD	0.1				W29-U	LKD	0.5	W30-L	LKD	0.5	W30-U	LKD	2.6	W31-L	LKD	0.1	W31-U	LKD	0.4			Fourth	R18	W32-L				LKD	0.1				W32-U	LKD	0.4																																																																																																																																																																																																															
Fourth	R17	W27-L	LKD	0.3	6.9	38	6																																																																																																																																																																																																																																																																												
		W27-U	LKD	1.2																																																																																																																																																																																																																																																																															
		W28-L	LKD	0.2																																																																																																																																																																																																																																																																															
		W28-U	LKD	1.0																																																																																																																																																																																																																																																																															
		W29-L	LKD	0.1																																																																																																																																																																																																																																																																															
		W29-U	LKD	0.5																																																																																																																																																																																																																																																																															
		W30-L	LKD	0.5																																																																																																																																																																																																																																																																															
		W30-U	LKD	2.6																																																																																																																																																																																																																																																																															
		W31-L	LKD	0.1																																																																																																																																																																																																																																																																															
		W31-U	LKD	0.4																																																																																																																																																																																																																																																																															
		Fourth	R18	W32-L				LKD	0.1																																																																																																																																																																																																																																																																										
W32-U	LKD			0.4																																																																																																																																																																																																																																																																															

Floor	Room ID	Window ID	Room Use	ADF	TOTAL ADF	ROOM TOTAL APSH	ROOM WINTER APSH
		W33-L	LKD	0.5			
		W33-U	LKD	2.6			
		W34-L	LKD	0.1			
		W34-U	LKD	0.6			
		W35-L	LKD	0.2			
		W35-U	LKD	1.0			
		W36-L	LKD	0.3			
		W36-U	LKD	1.3	7.0	32	2
Fourth	R19	W37-L	Bedroom	0.3			
		W37-U	Bedroom	1.0	1.3	N/R	N/R
Fourth	R20	W38-L	Bedroom	0.3			
		W38-U	Bedroom	1.2	1.5	N/R	N/R
Fourth	R21	W39-L	Bedroom	0.2			
		W39-U	Bedroom	1.1			
		W40-L	Bedroom	0.8			
		W40-U	Bedroom	4.6			
		W41-L	Bedroom	0.1			
		W41-U	Bedroom	0.8	7.6	29	6
Fourth	R22	W42-L	LKD	0.1			
		W42-U	LKD	0.7			
		W43-L	LKD	0.6			
		W43-U	LKD	3.7			
		W44-L	LKD	0.1			
		W44-U	LKD	0.8	6.0	34	7
Fourth	R23	W45-L	Bedroom	0.6			
		W45-U	Bedroom	2.0	2.6	N/R	N/R
Fourth	R24	W46-L	Bedroom	0.4			
		W46-U	Bedroom	1.4	1.8	N/R	N/R
Fourth	R25	W47-L	LKD	0.5			
		W47-U	LKD	1.8			
		W48-L	LKD	0.1			
		W48-U	LKD	0.4	2.8	N/R	N/R
Fourth	R26	W49-L	Bedroom	0.3			
		W49-U	Bedroom	0.9	1.2	N/R	N/R
Fourth	R27	W50-L	Bedroom	0.2			
		W50-U	Bedroom	1.0			
		W51-L	Bedroom	0.7			
		W51-U	Bedroom	4.2			
		W52-L	Bedroom	0.1			
		W52-U	Bedroom	0.8	7.1	27	6
Fourth	R28	W53-L	Bedroom	0.2			
		W53-U	Bedroom	0.9			
		W54-L	Bedroom	0.7			
		W54-U	Bedroom	4.2			
		W55-L	Bedroom	0.2			
		W55-U	Bedroom	1.0	7.0	31	8
Fourth	R29	W56-L	Bedroom	0.2			
		W56-U	Bedroom	0.7	0.9	N/R	N/R
Fourth	R30	W57-L	LKD	0.1			
		W57-U	LKD	0.3			
		W58-L	LKD	0.4			
		W58-U	LKD	1.6	2.5	N/R	N/R
Fourth	R31	W59-L	Bedroom	0.4			
		W59-U	Bedroom	1.2	1.7	N/R	N/R
Fourth	R32	W60-L	LKD	0.4			
		W60-U	LKD	1.7	2.1	N/R	N/R
Fourth	R33	W61-L	Bedroom	0.5			
		W61-U	Bedroom	1.4	1.9	N/R	N/R
Fourth	R34	W62-L	Bedroom	0.7			
		W62-U	Bedroom	1.9	2.5	N/R	N/R

Floor	Room ID	Window ID	Room Use	ADF	TOTAL ADF	ROOM TOTAL APSH	ROOM WINTER APSH
Fourth	R35	W63-L	LKD	0.3			
		W63-U	LKD	1.2			
		W64-L	LKD	0.3			
		W64-U	LKD	1.2			
		W65-L	LKD	0.4			
		W65-U	LKD	1.5			
		W66-L	LKD	0.3			
		W66-U	LKD	1.5	6.7	65	27
Fourth	R36	W67-L	Bedroom	0.3			
		W67-U	Bedroom	1.0	1.2	18	18
Fourth	R37	W68-L	Bedroom	0.4			
		W68-U	Bedroom	1.3	1.6	15	15
Fifth	R1	W1-L	LKD	0.4			
		W1-U	LKD	1.7			
		W69-L	LKD	0.5			
		W69-U	LKD	2.2	4.9	74	28
Fifth	R2	W2-L	Bedroom	0.3			
		W2-U	Bedroom	0.8	1.1	7	3
Fifth	R3	W3-L	LKD	0.4			
		W3-U	LKD	1.5	1.8	22	8
Fifth	R4	W4-L	Bedroom	0.2			
		W4-U	Bedroom	0.3	0.5	0	0
Fifth	R5	W5-L	LKD	0.3			
		W5-U	LKD	1.4			
		W6-L	LKD	0.1			
		W6-U	LKD	0.2	2.1	23	5
Fifth	R6	W7-L	Bedroom	0.2			
		W7-U	Bedroom	0.4	0.6	6	0
Fifth	R7	W8-L	Bedroom	0.1			
		W8-U	Bedroom	0.9			
		W9-L	Bedroom	0.6			
		W9-U	Bedroom	3.4			
		W10-L	Bedroom	0.1			
		W10-U	Bedroom	0.8	6.1	42	8
Fifth	R8	W11-L	Bedroom	0.1			
		W11-U	Bedroom	0.7			
		W12-L	Bedroom	0.6			
		W12-U	Bedroom	3.6			
		W13-L	Bedroom	0.2			
		W13-U	Bedroom	1.0	6.2	43	8
Fifth	R9	W14-L	Bedroom	0.2			
		W14-U	Bedroom	0.6	0.9	9	0
Fifth	R10	W15-L	LKD	0.1			
		W15-U	LKD	0.2			
		W16-L	LKD	0.4			
		W16-U	LKD	1.8	2.5	34	5
Fifth	R11	W17-L	Bedroom	0.4			
		W17-U	Bedroom	1.0	1.4	14	2
Fifth	R12	W18-L	Bedroom	0.4			
		W18-U	Bedroom	1.1	1.5	12	3
Fifth	R13	W19-L	LKD	0.1			
		W19-U	LKD	0.7			
		W20-L	LKD	0.6			
		W20-U	LKD	3.2			
		W21-L	LKD	0.1			
		W21-U	LKD	0.7	5.4	54	13
Fifth	R14	W22-L	Bedroom	0.1			
		W22-U	Bedroom	0.8			
		W23-L	Bedroom	0.7			

Floor	Room ID	Window ID	Room Use	ADF	TOTAL ADF	ROOM TOTAL APSH	ROOM WINTER APSH
		W23-U	Bedroom	4.1			
		W24-L	Bedroom	0.2			
		W24-U	Bedroom	1.1	7.1	53	13
Fifth	R15	W25-L	Bedroom	0.3			
		W25-U	Bedroom	1.0	1.3	13	0
Fifth	R16	W26-L	Bedroom	0.3			
		W26-U	Bedroom	0.8	1.0	12	3
Fifth	R17	W27-L	LKD	0.3			
		W27-U	LKD	1.3			
		W28-L	LKD	0.2			
		W28-U	LKD	1.0			
		W29-L	LKD	0.1			
		W29-U	LKD	0.5			
		W30-L	LKD	0.5			
		W30-U	LKD	2.5			
		W31-L	LKD	0.1			
		W31-U	LKD	0.5	7.1	43	9
Fifth	R18	W32-L	LKD	0.1			
		W32-U	LKD	0.5			
		W33-L	LKD	0.4			
		W33-U	LKD	2.5			
		W34-L	LKD	0.1			
		W34-U	LKD	0.6			
		W35-L	LKD	0.2			
		W35-U	LKD	1.0			
		W36-L	LKD	0.4			
		W36-U	LKD	1.4	7.2	35	3
Fifth	R19	W37-L	Bedroom	0.3			
		W37-U	Bedroom	1.0	1.3	N/R	N/R
Fifth	R20	W38-L	Bedroom	0.3			
		W38-U	Bedroom	1.1	1.4	N/R	N/R
Fifth	R21	W39-L	Bedroom	0.2			
		W39-U	Bedroom	1.1			
		W40-L	Bedroom	0.8			
		W40-U	Bedroom	4.6			
		W41-L	Bedroom	0.1			
		W41-U	Bedroom	0.8	7.7	33	5
Fifth	R22	W42-L	LKD	0.1			
		W42-U	LKD	0.7			
		W43-L	LKD	0.7			
		W43-U	LKD	3.6			
		W44-L	LKD	0.1			
		W44-U	LKD	0.8	6.1	36	8
Fifth	R23	W45-L	Bedroom	0.6			
		W45-U	Bedroom	2.0	2.6	N/R	N/R
Fifth	R24	W46-L	Bedroom	0.4			
		W46-U	Bedroom	1.4	1.8	N/R	N/R
Fifth	R25	W47-L	LKD	0.5			
		W47-U	LKD	2.2			
		W48-L	LKD	0.1			
		W48-U	LKD	0.4	3.2	N/R	N/R
Fifth	R26	W49-L	Bedroom	0.3			
		W49-U	Bedroom	0.9	1.2	N/R	N/R
Fifth	R27	W50-L	Bedroom	0.2			
		W50-U	Bedroom	1.0			
		W51-L	Bedroom	0.8			
		W51-U	Bedroom	4.3			
		W52-L	Bedroom	0.1			
		W52-U	Bedroom	0.8	7.3	30	4
Fifth	R28	W53-L	Bedroom	0.2			
		W53-U	Bedroom	0.9			
		W54-L	Bedroom	0.8			

Floor	Room ID	Window ID	Room Use	ADF	TOTAL ADF	ROOM TOTAL APSH	ROOM WINTER APSH
		W54-U	Bedroom	4.2			
		W55-L	Bedroom	0.2			
		W55-U	Bedroom	1.0	7.2	36	8
Fifth	R29	W56-L	Bedroom	0.3			
		W56-U	Bedroom	0.7	1.0	N/R	N/R
Fifth	R30	W57-L	LKD	0.1			
		W57-U	LKD	0.4			
		W58-L	LKD	0.5			
		W58-U	LKD	1.9	2.8	N/R	N/R
Fifth	R31	W59-L	Bedroom	0.4			
		W59-U	Bedroom	1.3	1.8	N/R	N/R
Fifth	R32	W60-L	LKD	0.5			
		W60-U	LKD	2.0	2.5	N/R	N/R
Fifth	R33	W61-L	Bedroom	0.5			
		W61-U	Bedroom	1.4	1.9	N/R	N/R
Fifth	R34	W62-L	Bedroom	0.7			
		W62-U	Bedroom	1.9	2.6	N/R	N/R
Fifth	R35	W63-L	LKD	0.4			
		W63-U	LKD	1.5			
		W64-L	LKD	0.4			
		W64-U	LKD	1.5			
		W65-L	LKD	0.4			
		W65-U	LKD	1.8			
		W66-L	LKD	0.4			
		W66-U	LKD	1.8	8.3	76	28
Fifth	R36	W67-L	Bedroom	0.3			
		W67-U	Bedroom	1.1	1.4	18	18
Fifth	R37	W68-L	Bedroom	0.4			
		W68-U	Bedroom	1.4	1.8	16	16
Sixth	R1	W1-L	LKD	0.5			
		W1-U	LKD	1.9			
		W49-L	LKD	0.6			
		W49-U	LKD	2.2	5.1	78	28
Sixth	R2	W2-L	Bedroom	0.5			
		W2-U	Bedroom	2.1	2.6	22	4
Sixth	R3	W3-L	LKD	0.4			
		W3-U	LKD	1.7	2.1	28	11
Sixth	R4	W4-L	Bedroom	0.5			
		W4-U	Bedroom	2.1	2.5	19	0
Sixth	R5	W5-L	LKD	0.4			
		W5-U	LKD	1.6			
		W6-L	LKD	0.1			
		W6-U	LKD	0.6	2.7	35	7
Sixth	R6	W7-L	Bedroom	0.3			
		W7-U	Bedroom	1.3	1.7	22	0
Sixth	R7	W8-L	Bedroom	0.8			
		W8-U	Bedroom	3.1	3.9	36	5
Sixth	R8	W9-L	Bedroom	0.8			
		W9-U	Bedroom	3.2	4.0	38	6
Sixth	R9	W10-L	Bedroom	0.3			
		W10-U	Bedroom	0.8	1.1	15	0
Sixth	R10	W11-L	LKD	0.1			
		W11-U	LKD	0.3			
		W12-L	LKD	0.5			
		W12-U	LKD	1.9	2.8	39	7
Sixth	R11	W13-L	Bedroom	0.4			

Floor	Room ID	Window ID	Room Use	ADF	TOTAL ADF	ROOM TOTAL APSH	ROOM WINTER APSH
		W13-U	Bedroom	1.3	1.7	19	2
Sixth	R12	W14-L W14-U	Bedroom Bedroom	0.5 1.5	2.0	19	5
Sixth	R13	W15-L W15-U	LKD LKD	0.7 2.7	3.3	43	10
Sixth	R14	W16-L W16-U	Bedroom Bedroom	0.9 3.6	4.5	44	11
Sixth	R15	W17-L W17-U	Bedroom Bedroom	0.4 1.7	2.0	19	0
Sixth	R16	W18-L W18-U	Bedroom Bedroom	0.4 1.6	2.0	27	4
Sixth	R17	W19-L W19-U W20-L W20-U W21-L W21-U	LKD LKD LKD LKD LKD LKD	0.4 1.5 0.3 1.1 0.5 1.8	5.5	45	12
Sixth	R18	W22-L W22-U W23-L W23-U W24-L W24-U	LKD LKD LKD LKD LKD LKD	0.5 1.8 0.3 1.1 0.4 1.6	5.6	N/R	N/R
Sixth	R19	W25-L W25-U	Bedroom Bedroom	0.4 1.8	2.2	N/R	N/R
Sixth	R20	W26-L W26-U	Bedroom Bedroom	0.4 1.8	2.2	N/R	N/R
Sixth	R21	W27-L W27-U	Bedroom Bedroom	1.0 3.9	4.9	N/R	N/R
Sixth	R22	W28-L W28-U	LKD LKD	0.6 2.5	3.2	N/R	N/R
Sixth	R23	W29-L W29-U	Bedroom Bedroom	0.7 2.3	3.0	N/R	N/R
Sixth	R24	W30-L W30-U	Bedroom Bedroom	0.5 1.6	2.1	N/R	N/R
Sixth	R25	W31-L W31-U W32-L W32-U	LKD LKD LKD LKD	0.6 2.3 0.1 0.5	3.4	N/R	N/R
Sixth	R26	W33-L W33-U	Bedroom Bedroom	0.3 1.1	1.4	N/R	N/R
Sixth	R27	W34-L W34-U	Bedroom Bedroom	0.9 3.7	4.7	N/R	N/R
Sixth	R28	W35-L W35-U	Bedroom Bedroom	0.9 3.7	4.6	N/R	N/R
Sixth	R29	W36-L W36-U	Bedroom Bedroom	0.3 1.5	1.8	N/R	N/R
Sixth	R30	W37-L W37-U W38-L W38-U	LKD LKD LKD LKD	0.2 0.7 0.5 2.0	3.4	N/R	N/R
Sixth	R31	W39-L W39-U	Bedroom Bedroom	0.6 2.7	3.4	N/R	N/R
Sixth	R32	W40-L W40-U	LKD LKD	0.5 2.2	2.7	N/R	N/R

Floor	Room ID	Window ID	Room Use	ADF	TOTAL ADF	ROOM TOTAL APSH	ROOM WINTER APSH
Sixth	R33	W41-L	Bedroom	0.7	3.8	N/R	N/R
		W41-U	Bedroom	3.1			
Sixth	R34	W42-L	Bedroom	1.0	5.1	N/R	N/R
		W42-U	Bedroom	4.1			
Sixth	R35	W43-L	LKD	0.3	7.7	69	28
		W43-U	LKD	1.4			
		W44-L	LKD	0.3			
		W44-U	LKD	1.4			
		W45-L	LKD	0.4			
		W45-U	LKD	1.6			
		W46-L	LKD	0.4			
		W46-U	LKD	1.6			
Sixth	R36	W47-L	Bedroom	0.4	2.1	37	18
		W47-U	Bedroom	1.7			
Sixth	R37	W48-L	Bedroom	0.5	2.7	37	16
		W48-U	Bedroom	2.2			
Seventh	R1	W1-L	Bedroom	0.4	7.5	80	28
		W1-U	Bedroom	1.9			
		W53-L	Bedroom	1.0			
		W53-U	Bedroom	4.2			
Seventh	R2	W2-L	LKD	0.2	3.7	44	14
		W2-U	LKD	1.0			
		W3-L	LKD	0.5			
		W3-U	LKD	2.0			
Seventh	R3	W4-L	Bedroom	0.5	2.8	35	6
		W4-U	Bedroom	2.3			
Seventh	R4	W5-L	LKD	0.4	3.8	44	11
		W5-U	LKD	1.6			
		W6-L	LKD	0.3			
		W6-U	LKD	1.5			
Seventh	R5	W7-L	Bedroom	0.4	4.4	36	6
		W7-U	Bedroom	1.8			
		W8-L	Bedroom	0.4			
		W8-U	Bedroom	1.8			
Seventh	R6	W9-L	Bedroom	0.3	3.5	37	7
		W9-U	Bedroom	1.4			
		W10-L	Bedroom	0.3			
		W10-U	Bedroom	1.4			
Seventh	R7	W11-L	LKD	0.5	2.8	37	5
		W11-U	LKD	2.3			
Seventh	R8	W12-L	LKD	1.3	7.2	46	12
		W12-U	LKD	5.9			
Seventh	R9	W13-L	LKD	0.2	2.3	38	7
		W13-U	LKD	1.0			
		W14-L	LKD	0.2			
		W14-U	LKD	0.9			
Seventh	R10	W15-L	Bedroom	0.3	3.6	37	7
		W15-U	Bedroom	1.5			
		W16-L	Bedroom	0.3			
		W16-U	Bedroom	1.5			
Seventh	R11	W17-L	Bedroom	0.4	4.0	37	7
		W17-U	Bedroom	1.6			
		W18-L	Bedroom	0.4			
		W18-U	Bedroom	1.6			
Seventh	R12	W19-L	Bedroom	0.5	2.8	26	2
		W19-U	Bedroom	2.4			
Seventh	R13	W20-L	Bedroom	0.6	3.6	34	7
		W20-U	Bedroom	2.9			

Floor	Room ID	Window ID	Room Use	ADF	TOTAL ADF	ROOM TOTAL APSH	ROOM WINTER APSH
Seventh	R14	W21-L	LKD	0.5	4.5	46	12
		W21-U	LKD	2.0			
		W22-L	LKD	0.2			
		W22-U	LKD	0.8			
		W23-L	LKD	0.2			
		W23-U	LKD	0.8			
Seventh	R15	W24-L	LKD	0.2	4.6	N/R	N/R
		W24-U	LKD	0.8			
		W25-L	LKD	0.2			
		W25-U	LKD	0.8			
		W26-L	LKD	0.5			
		W26-U	LKD	2.1			
Seventh	R16	W27-L	Bedroom	0.5	2.8	N/R	N/R
		W27-U	Bedroom	2.3			
Seventh	R17	W28-L	Bedroom	0.4	2.2	N/R	N/R
		W28-U	Bedroom	1.9			
Seventh	R18	W29-L	Bedroom	0.4	4.2	N/R	N/R
		W29-U	Bedroom	1.7			
		W30-L	Bedroom	0.4			
		W30-U	Bedroom	1.7			
Seventh	R19	W31-L	Bedroom	0.3	3.7	N/R	N/R
		W31-U	Bedroom	1.5			
		W32-L	Bedroom	0.3			
		W32-U	Bedroom	1.5			
Seventh	R20	W33-L	Bedroom	0.2	1.2	N/R	N/R
		W33-U	Bedroom	1.0			
Seventh	R21	W34-L	LKD	0.6	11.1	N/R	N/R
		W34-U	LKD	3.0			
		W35-L	LKD	1.3			
		W35-U	LKD	6.2			
Seventh	R22	W36-L	LKD	0.7	3.6	N/R	N/R
		W36-U	LKD	3.0			
Seventh	R23	W37-L	Bedroom	0.4	3.9	N/R	N/R
		W37-U	Bedroom	1.6			
		W38-L	Bedroom	0.4			
		W38-U	Bedroom	1.6			
Seventh	R24	W39-L	Bedroom	0.5	5.3	N/R	N/R
		W39-U	Bedroom	2.2			
		W40-L	Bedroom	0.5			
		W40-U	Bedroom	2.2			
Seventh	R25	W41-L	LKD	0.5	4.9	N/R	N/R
		W41-U	LKD	2.1			
		W42-L	LKD	0.4			
		W42-U	LKD	1.9			
Seventh	R26	W43-L	Bedroom	0.6	3.3	N/R	N/R
		W43-U	Bedroom	2.7			
Seventh	R27	W44-L	LKD	0.5	4.0	N/R	N/R
		W44-U	LKD	2.2			
		W45-L	LKD	0.2			
		W45-U	LKD	1.0			
Seventh	R28	W46-L	Bedroom	0.6	3.4	N/R	N/R
		W46-U	Bedroom	2.8			
Seventh	R29	W47-L	LKD	0.4	8.8	80	28
		W47-U	LKD	1.7			
		W48-L	LKD	0.4			
		W48-U	LKD	1.7			
		W49-L	LKD	0.4			
		W49-U	LKD	1.9			
		W50-L	LKD	0.4			
		W50-U	LKD	1.9			

Floor	Room ID	Window ID	Room Use	ADF	TOTAL ADF	ROOM TOTAL APSH	ROOM WINTER APSH
Seventh	R30	W51-L	Bedroom	0.5	6.2	51	22
		W51-U	Bedroom	2.3			
		W52-L	Bedroom	0.6			
		W52-U	Bedroom	2.8			
Eighth	R1	W36-L	Bedroom	0.5	2.9	50	21
		W36-U	Bedroom	2.5			
Eighth	R2	W1-L	Bedroom	0.6	3.9	38	7
		W1-U	Bedroom	3.3			
Eighth	R3	W2-L	LKD	0.6	3.9	48	13
		W2-U	LKD	2.7			
		W3-L	LKD	0.1			
		W3-U	LKD	0.5			
Eighth	R5	W4-L	Bedroom	0.1	2.4	61	18
		W4-U	Bedroom	0.3			
		W5-L	Bedroom	0.2			
		W5-U	Bedroom	1.0			
		W6-L	Bedroom	0.1			
		W6-U	Bedroom	0.8			
Eighth	R6	W7-L	Bedroom	0.3	3.4	39	9
		W7-U	Bedroom	3.1			
Eighth	R7	W8-L	LKD	0.3	2.6	41	8
		W8-U	LKD	1.6			
		W9-L	LKD	0.1			
		W9-U	LKD	0.5			
Eighth	R8	W10-L	Bedroom	0.1	2.7	57	15
		W10-U	Bedroom	0.7			
		W11-L	Bedroom	0.3			
		W11-U	Bedroom	1.6			
Eighth	R9	W12-L	Bedroom	0.2	2.4	35	6
		W12-U	Bedroom	2.2			
Eighth	R10	W13-L	Bedroom	0.2	2.2	40	10
		W13-U	Bedroom	2.0			
Eighth	R11	W14-L	LKD	0.2	4.0	43	8
		W14-U	LKD	0.8			
		W15-L	LKD	0.3			
		W15-U	LKD	1.7			
		W16-L	LKD	0.1			
		W16-U	LKD	0.9			
Eighth	R12	W17-L	LKD	0.1	4.0	N/R	N/R
		W17-U	LKD	0.9			
		W18-L	LKD	0.3			
		W18-U	LKD	1.7			
		W19-L	LKD	0.2			
		W19-U	LKD	0.8			
Eighth	R13	W20-L	Bedroom	0.2	2.4	N/R	N/R
		W20-U	Bedroom	2.2			
Eighth	R14	W21-L	Bedroom	0.2	2.7	N/R	N/R
		W21-U	Bedroom	2.4			
Eighth	R15	W22-L	Bedroom	0.4	3.7	33	5
		W22-U	Bedroom	2.2			
		W23-L	Bedroom	0.1			
		W23-U	Bedroom	0.9			
Eighth	R16	W24-L	LKD	0.1	2.9	N/R	N/R
		W24-U	LKD	0.6			
		W25-L	LKD	0.4			
		W25-U	LKD	1.8			
Eighth	R17	W37-L	Bedroom	0.2			
		W37-U	Bedroom	2.0			
		W38-L	Bedroom	0.2			

Floor	Room ID	Window ID	Room Use	ADF	TOTAL ADF	ROOM TOTAL APSH	ROOM WINTER APSH
		W38-U	Bedroom	2.0	4.5	N/R	N/R
Eighth	R18	W26-L	Bedroom	0.6			
		W26-U	Bedroom	2.7			
		W27-L	Bedroom	0.1			
		W27-U	Bedroom	0.8	4.3	37	7
Eighth	R19	W28-L	LKD	0.1			
		W28-U	LKD	0.3			
		W29-L	LKD	0.4			
		W29-U	LKD	1.7			
		W30-L	LKD	0.1			
		W30-U	LKD	0.8	3.3	N/R	N/R
Eighth	R20	W31-L	Bedroom	0.4			
		W31-U	Bedroom	1.9	2.3	N/R	N/R
Eighth	R21	W32-L	Bedroom	0.6			
		W32-U	Bedroom	2.6			
		W33-L	Bedroom	0.7			
		W33-U	Bedroom	2.7			
		W34-L	Bedroom	0.7			
		W34-U	Bedroom	2.7	10.0	77	28
Ninth	R1	W1-L	Bedroom	0.5			
		W1-U	Bedroom	2.2			
		W2-L	Bedroom	0.6			
		W2-U	Bedroom	2.3	5.6	77	28
Block 08							
Ground	R1	W1-L	Bedroom	0.2			
		W1-U	Bedroom	1.7	1.9	N/R	N/R
Ground	R2	W2-L	Bedroom	0.2			
		W2-U	Bedroom	2.2	2.4	N/R	N/R
Ground	R3	W3-L	LKD	0.3			
		W3-U	LKD	1.3	1.6	N/R	N/R
Ground	R4	W4-L	Bedroom	0.1			
		W4-U	Bedroom	1.2	1.3	N/R	N/R
Ground	R5	W5-L	LKD	0.2			
		W5-U	LKD	0.8	1.1	N/R	N/R
Ground	R6	W6-L	Bedroom	0.0			
		W6-U	Bedroom	0.0			
		W7-L	Bedroom	0.1			
		W7-U	Bedroom	0.9	1.0	N/R	N/R
Ground	R7	W8-L	LKD	0.3			
		W8-U	LKD	1.2	1.6	N/R	N/R
Ground	R8	W9-L	Bedroom	0.2			
		W9-U	Bedroom	1.6	1.8	N/R	N/R
Ground	R9	W10-L	Bedroom	0.3			
		W10-U	Bedroom	2.7	3.0	N/R	N/R
Ground	R10	W11-L	LKD	0.3			
		W11-U	LKD	1.2			
		W12-L	LKD	0.1			
		W12-U	LKD	0.2	1.8	N/R	N/R
Ground	R11	W13-L	LKD	0.2			
		W13-U	LKD	0.6	0.8	N/R	N/R
Ground	R12	W14-L	Bedroom	0.1			
		W14-U	Bedroom	0.9	1.0	N/R	N/R
Ground	R13	W15-L	Bedroom	0.1			
		W15-U	Bedroom	0.5	0.6	N/R	N/R
Ground	R14	W16-L	Bedroom	0.0			
		W16-U	Bedroom	0.3	0.4	1	1

Floor	Room ID	Window ID	Room Use	ADF	TOTAL ADF	ROOM TOTAL APSH	ROOM WINTER APSH																																																																																																																																																																																																																																																																				
Ground	R15	W17-L	Bedroom	0.1	0.7	1	1																																																																																																																																																																																																																																																																				
		W17-U	Bedroom	0.6				Ground	R16	W18-L	Bedroom	0.2	1.4	6	4	W18-U	Bedroom	1.2	Ground	R17	W19-L	LKD	0.3	1.2	13	8	W19-U	LKD	0.9	First	R1	W1-L	LKD	0.4	4.4	N/R	N/R	W1-U	LKD	1.8	W2-L	LKD	0.4	W2-U	LKD	1.7	First	R2	W3-L	Bedroom	0.5	1.8	N/R	N/R	W3-U	Bedroom	1.3	First	R3	W4-L	Bedroom	0.4	1.5	N/R	N/R	W4-U	Bedroom	1.1	First	R4	W5-L	LKD	0.2	2.2	6	0	W5-U	LKD	0.7	W6-L	LKD	0.3	W6-U	LKD	0.9	W7-L	LKD	0.0	W7-U	LKD	0.1	First	R5	W8-L	Bedroom	0.4	0.4	N/R	N/R	W8-U	Bedroom	0.0	First	R6	W9-L	Bedroom	0.3	0.9	N/R	N/R	W9-U	Bedroom	0.6	First	R7	W10-L	Bedroom	0.2	0.7	N/R	N/R	W10-U	Bedroom	0.5	First	R8	W11-L	LKD	0.3	1.4	N/R	N/R	W11-U	LKD	1.1	First	R9	W12-L	Bedroom	0.1	0.1	N/R	N/R	W12-U	Bedroom	0.0	First	R10	W13-L	Bedroom	0.1	0.1	N/R	N/R	W13-U	Bedroom	0.0	First	R11	W14-L	Bedroom	0.6	2.5	N/R	N/R	W14-U	Bedroom	2.0	First	R12	W15-L	Bedroom	0.5	2.1	N/R	N/R	W15-U	Bedroom	1.6	First	R13	W16-L	Bedroom	0.2	1.0	N/R	N/R	W16-U	Bedroom	0.7	First	R14	W17-L	Bedroom	0.3	1.4	N/R	N/R	W17-U	Bedroom	1.0	First	R15	W18-L	LKD	0.3	1.8	N/R	N/R	W18-U	LKD	1.0	W19-L	LKD	0.1	W19-U	LKD	0.3	First	R16	W20-L	Bedroom	0.4	2.3	N/R	N/R	W20-U	Bedroom	1.9	First	R17	W21-L	LKD	0.2	3.1	55	12	W21-U	LKD	0.8	W22-L	LKD	0.4	W22-U	LKD	1.4	W23-L	LKD	0.1	W23-U	LKD	0.2	First	R18	W24-L	LKD	0.4	2.1	52	13	W24-U	LKD	1.7				
Ground	R16	W18-L	Bedroom	0.2	1.4	6	4																																																																																																																																																																																																																																																																				
		W18-U	Bedroom	1.2				Ground	R17	W19-L	LKD	0.3	1.2	13	8	W19-U	LKD	0.9	First	R1	W1-L	LKD	0.4	4.4	N/R	N/R	W1-U	LKD	1.8			W2-L	LKD	0.4				W2-U	LKD	1.7	First	R2	W3-L	Bedroom	0.5	1.8	N/R	N/R	W3-U	Bedroom	1.3	First	R3	W4-L	Bedroom	0.4	1.5	N/R	N/R	W4-U	Bedroom	1.1	First	R4	W5-L	LKD	0.2	2.2			6	0	W5-U				LKD	0.7	W6-L	LKD	0.3	W6-U	LKD	0.9	W7-L	LKD	0.0	W7-U	LKD	0.1	First	R5	W8-L	Bedroom	0.4	0.4	N/R	N/R	W8-U	Bedroom	0.0	First	R6	W9-L	Bedroom	0.3	0.9	N/R	N/R	W9-U	Bedroom	0.6	First	R7	W10-L	Bedroom	0.2	0.7	N/R	N/R	W10-U	Bedroom	0.5	First	R8	W11-L	LKD	0.3	1.4	N/R	N/R	W11-U	LKD	1.1	First	R9	W12-L	Bedroom	0.1	0.1	N/R	N/R	W12-U	Bedroom	0.0	First	R10	W13-L	Bedroom	0.1	0.1	N/R	N/R	W13-U	Bedroom	0.0	First	R11	W14-L	Bedroom	0.6	2.5	N/R	N/R	W14-U	Bedroom	2.0	First	R12	W15-L	Bedroom	0.5	2.1	N/R	N/R	W15-U	Bedroom	1.6	First	R13	W16-L	Bedroom	0.2	1.0	N/R	N/R	W16-U	Bedroom	0.7	First	R14	W17-L	Bedroom	0.3	1.4	N/R	N/R	W17-U	Bedroom	1.0	First			R15	W18-L	LKD				0.3	1.8	N/R	N/R	W18-U	LKD	1.0	W19-L	LKD	0.1	W19-U	LKD	0.3	First	R16	W20-L	Bedroom	0.4	2.3	N/R			N/R	W20-U	Bedroom				1.9	First	R17	W21-L	LKD	0.2	3.1	55	12	W21-U	LKD	0.8	W22-L	LKD	0.4	W22-U	LKD	1.4	W23-L	LKD	0.1	W23-U	LKD	0.2	First	R18	W24-L	LKD	0.4	2.1
Ground	R17	W19-L	LKD	0.3	1.2	13	8																																																																																																																																																																																																																																																																				
		W19-U	LKD	0.9				First	R1	W1-L	LKD	0.4	4.4	N/R	N/R	W1-U	LKD	1.8			W2-L	LKD	0.4				W2-U	LKD	1.7	First	R2	W3-L	Bedroom	0.5	1.8	N/R	N/R	W3-U	Bedroom	1.3	First	R3	W4-L	Bedroom	0.4	1.5	N/R	N/R	W4-U	Bedroom	1.1	First	R4	W5-L	LKD	0.2	2.2	6	0	W5-U	LKD	0.7			W6-L	LKD	0.3						W6-U				LKD	0.9	W7-L	LKD	0.0	W7-U	LKD	0.1	First	R5	W8-L	Bedroom	0.4	0.4	N/R	N/R	W8-U	Bedroom	0.0	First	R6	W9-L	Bedroom	0.3	0.9	N/R	N/R	W9-U	Bedroom	0.6	First	R7	W10-L	Bedroom	0.2	0.7	N/R	N/R	W10-U	Bedroom	0.5	First	R8	W11-L	LKD	0.3	1.4	N/R	N/R	W11-U	LKD	1.1	First	R9	W12-L	Bedroom	0.1	0.1	N/R	N/R	W12-U	Bedroom	0.0	First	R10	W13-L	Bedroom	0.1	0.1	N/R	N/R	W13-U	Bedroom	0.0	First	R11	W14-L	Bedroom	0.6	2.5	N/R	N/R	W14-U	Bedroom	2.0	First	R12	W15-L	Bedroom	0.5	2.1	N/R	N/R	W15-U	Bedroom	1.6	First	R13	W16-L	Bedroom	0.2	1.0	N/R	N/R	W16-U	Bedroom	0.7	First	R14	W17-L	Bedroom	0.3	1.4	N/R	N/R	W17-U	Bedroom	1.0	First	R15	W18-L	LKD	0.3	1.8		N/R	N/R		W18-U	LKD	1.0	W19-L	LKD	0.1				W19-U	LKD	0.3	First	R16	W20-L	Bedroom	0.4	2.3	N/R	N/R	W20-U	Bedroom	1.9	First	R17			W21-L	LKD	0.2				3.1			55	12	W21-U				LKD	0.8	W22-L	LKD	0.4	W22-U	LKD	1.4	W23-L	LKD	0.1	W23-U	LKD	0.2	First	R18	W24-L	LKD	0.4	2.1	52
First	R1	W1-L	LKD	0.4	4.4	N/R	N/R																																																																																																																																																																																																																																																																				
		W1-U	LKD	1.8																																																																																																																																																																																																																																																																							
		W2-L	LKD	0.4																																																																																																																																																																																																																																																																							
		W2-U	LKD	1.7				First	R2	W3-L	Bedroom	0.5	1.8	N/R	N/R	W3-U	Bedroom	1.3	First	R3	W4-L	Bedroom	0.4	1.5	N/R	N/R	W4-U	Bedroom	1.1	First	R4	W5-L	LKD	0.2	2.2	6	0	W5-U	LKD	0.7	W6-L	LKD	0.3	W6-U	LKD	0.9	W7-L	LKD	0.0	W7-U	LKD			0.1	First	R5				W8-L	Bedroom	0.4	0.4	N/R	N/R	W8-U	Bedroom	0.0	First	R6	W9-L	Bedroom	0.3	0.9	N/R	N/R	W9-U	Bedroom	0.6	First	R7	W10-L	Bedroom	0.2	0.7	N/R	N/R	W10-U	Bedroom	0.5	First	R8	W11-L	LKD	0.3	1.4	N/R	N/R	W11-U	LKD	1.1	First	R9	W12-L	Bedroom	0.1	0.1	N/R	N/R	W12-U	Bedroom	0.0	First	R10	W13-L	Bedroom	0.1	0.1	N/R	N/R	W13-U	Bedroom	0.0	First	R11	W14-L	Bedroom	0.6	2.5	N/R	N/R	W14-U	Bedroom	2.0	First	R12	W15-L	Bedroom	0.5	2.1	N/R	N/R	W15-U	Bedroom	1.6	First	R13	W16-L	Bedroom	0.2	1.0	N/R	N/R	W16-U	Bedroom	0.7	First	R14	W17-L	Bedroom	0.3	1.4	N/R	N/R	W17-U	Bedroom	1.0	First	R15	W18-L	LKD	0.3	1.8	N/R	N/R	W18-U	LKD	1.0	W19-L	LKD	0.1	W19-U	LKD	0.3	First	R16	W20-L	Bedroom	0.4	2.3	N/R	N/R	W20-U	Bedroom	1.9	First	R17	W21-L	LKD	0.2	3.1	55	12	W21-U	LKD	0.8	W22-L	LKD	0.4	W22-U	LKD	1.4	W23-L	LKD	0.1	W23-U	LKD	0.2	First	R18	W24-L	LKD	0.4	2.1	52	13	W24-U			LKD	1.7																																				
First	R2	W3-L	Bedroom	0.5	1.8	N/R	N/R																																																																																																																																																																																																																																																																				
		W3-U	Bedroom	1.3				First	R3	W4-L	Bedroom	0.4	1.5	N/R	N/R	W4-U	Bedroom	1.1	First	R4	W5-L	LKD	0.2	2.2	6	0	W5-U	LKD	0.7			W6-L	LKD	0.3				W6-U	LKD	0.9	W7-L	LKD	0.0	W7-U	LKD	0.1	First	R5	W8-L	Bedroom	0.4	0.4	N/R	N/R	W8-U	Bedroom	0.0	First	R6	W9-L	Bedroom	0.3	0.9	N/R	N/R	W9-U	Bedroom	0.6	First	R7	W10-L	Bedroom	0.2	0.7	N/R	N/R	W10-U	Bedroom	0.5	First	R8	W11-L	LKD	0.3	1.4	N/R	N/R	W11-U	LKD	1.1	First	R9	W12-L	Bedroom	0.1	0.1	N/R	N/R	W12-U	Bedroom	0.0	First	R10	W13-L	Bedroom	0.1	0.1	N/R	N/R	W13-U	Bedroom	0.0	First	R11	W14-L	Bedroom	0.6	2.5	N/R	N/R	W14-U	Bedroom	2.0	First	R12	W15-L	Bedroom	0.5	2.1	N/R	N/R	W15-U	Bedroom	1.6	First	R13	W16-L	Bedroom	0.2	1.0	N/R	N/R	W16-U	Bedroom	0.7	First	R14	W17-L	Bedroom	0.3	1.4	N/R	N/R	W17-U	Bedroom	1.0	First	R15	W18-L	LKD	0.3	1.8	N/R	N/R	W18-U	LKD	1.0			W19-L	LKD	0.1				W19-U	LKD	0.3	First	R16	W20-L	Bedroom	0.4	2.3	N/R	N/R	W20-U	Bedroom	1.9	First	R17	W21-L	LKD	0.2	3.1			55	12	W21-U				LKD	0.8	W22-L	LKD	0.4	W22-U	LKD	1.4	W23-L	LKD	0.1	W23-U	LKD	0.2	First	R18	W24-L	LKD	0.4	2.1	52	13	W24-U	LKD	1.7																																							
First	R3	W4-L	Bedroom	0.4	1.5	N/R	N/R																																																																																																																																																																																																																																																																				
		W4-U	Bedroom	1.1				First	R4	W5-L	LKD	0.2	2.2	6	0	W5-U	LKD	0.7			W6-L	LKD	0.3				W6-U	LKD	0.9			W7-L	LKD	0.0				W7-U	LKD	0.1	First	R5	W8-L	Bedroom	0.4	0.4	N/R	N/R	W8-U	Bedroom	0.0	First	R6	W9-L	Bedroom	0.3	0.9	N/R	N/R	W9-U	Bedroom	0.6	First	R7	W10-L	Bedroom	0.2	0.7	N/R	N/R	W10-U	Bedroom	0.5	First	R8	W11-L	LKD	0.3	1.4	N/R	N/R	W11-U	LKD	1.1	First	R9	W12-L	Bedroom	0.1	0.1	N/R	N/R	W12-U	Bedroom	0.0	First	R10	W13-L	Bedroom	0.1	0.1	N/R	N/R	W13-U	Bedroom	0.0	First	R11	W14-L	Bedroom	0.6	2.5	N/R	N/R	W14-U	Bedroom	2.0	First	R12	W15-L	Bedroom	0.5	2.1	N/R	N/R	W15-U	Bedroom	1.6	First	R13	W16-L	Bedroom	0.2	1.0	N/R	N/R	W16-U	Bedroom	0.7	First	R14	W17-L	Bedroom	0.3	1.4	N/R	N/R	W17-U	Bedroom	1.0	First	R15	W18-L	LKD	0.3	1.8			N/R	N/R	W18-U				LKD	1.0	W19-L	LKD	0.1	W19-U	LKD	0.3	First	R16	W20-L	Bedroom	0.4	2.3	N/R	N/R	W20-U	Bedroom	1.9	First	R17	W21-L	LKD	0.2	3.1			55	12	W21-U						LKD				0.8	W22-L	LKD	0.4	W22-U	LKD	1.4	W23-L	LKD	0.1	W23-U	LKD	0.2	First	R18	W24-L	LKD	0.4	2.1	52	13	W24-U	LKD	1.7																																								
First	R4	W5-L	LKD	0.2	2.2	6	0																																																																																																																																																																																																																																																																				
		W5-U	LKD	0.7																																																																																																																																																																																																																																																																							
		W6-L	LKD	0.3																																																																																																																																																																																																																																																																							
		W6-U	LKD	0.9																																																																																																																																																																																																																																																																							
		W7-L	LKD	0.0																																																																																																																																																																																																																																																																							
		W7-U	LKD	0.1				First	R5	W8-L	Bedroom	0.4	0.4	N/R	N/R	W8-U	Bedroom	0.0	First	R6	W9-L	Bedroom	0.3	0.9	N/R	N/R	W9-U	Bedroom	0.6	First	R7	W10-L	Bedroom	0.2	0.7	N/R	N/R	W10-U	Bedroom	0.5	First	R8	W11-L	LKD	0.3	1.4	N/R	N/R	W11-U	LKD	1.1	First	R9	W12-L	Bedroom	0.1	0.1	N/R	N/R	W12-U	Bedroom	0.0	First	R10	W13-L	Bedroom	0.1	0.1	N/R	N/R	W13-U	Bedroom	0.0	First	R11	W14-L	Bedroom	0.6	2.5	N/R	N/R	W14-U	Bedroom	2.0	First	R12	W15-L	Bedroom	0.5	2.1	N/R	N/R	W15-U	Bedroom	1.6	First	R13	W16-L	Bedroom	0.2	1.0	N/R	N/R	W16-U	Bedroom	0.7	First	R14	W17-L	Bedroom	0.3	1.4	N/R	N/R	W17-U	Bedroom	1.0	First	R15	W18-L	LKD	0.3	1.8	N/R	N/R	W18-U	LKD	1.0	W19-L	LKD	0.1	W19-U	LKD	0.3	First	R16	W20-L	Bedroom	0.4	2.3	N/R	N/R	W20-U	Bedroom	1.9	First	R17	W21-L	LKD	0.2	3.1	55	12	W21-U	LKD	0.8	W22-L	LKD	0.4	W22-U	LKD	1.4	W23-L	LKD	0.1	W23-U	LKD	0.2	First	R18	W24-L	LKD	0.4	2.1	52	13	W24-U	LKD	1.7																																																																																								
First	R5	W8-L	Bedroom	0.4	0.4	N/R	N/R																																																																																																																																																																																																																																																																				
		W8-U	Bedroom	0.0				First	R6	W9-L	Bedroom	0.3	0.9	N/R	N/R	W9-U	Bedroom	0.6	First	R7	W10-L	Bedroom	0.2	0.7	N/R	N/R	W10-U	Bedroom	0.5	First	R8	W11-L	LKD	0.3	1.4	N/R	N/R	W11-U	LKD	1.1	First	R9	W12-L	Bedroom	0.1	0.1	N/R	N/R	W12-U	Bedroom	0.0	First	R10	W13-L	Bedroom	0.1	0.1	N/R	N/R	W13-U	Bedroom	0.0	First	R11	W14-L	Bedroom	0.6	2.5	N/R	N/R	W14-U	Bedroom	2.0	First	R12	W15-L	Bedroom	0.5	2.1	N/R	N/R	W15-U	Bedroom	1.6	First	R13	W16-L	Bedroom	0.2	1.0	N/R	N/R	W16-U	Bedroom	0.7	First	R14	W17-L	Bedroom	0.3	1.4	N/R	N/R	W17-U	Bedroom	1.0	First	R15	W18-L	LKD	0.3	1.8	N/R	N/R	W18-U	LKD	1.0			W19-L	LKD	0.1				W19-U	LKD	0.3	First	R16	W20-L	Bedroom	0.4	2.3	N/R	N/R	W20-U	Bedroom	1.9	First	R17	W21-L	LKD	0.2	3.1			55	12	W21-U				LKD	0.8	W22-L	LKD	0.4	W22-U	LKD	1.4	W23-L	LKD	0.1	W23-U	LKD	0.2	First	R18	W24-L	LKD	0.4	2.1	52	13	W24-U	LKD	1.7																																																																																									
First	R6	W9-L	Bedroom	0.3	0.9	N/R	N/R																																																																																																																																																																																																																																																																				
		W9-U	Bedroom	0.6				First	R7	W10-L	Bedroom	0.2	0.7	N/R	N/R	W10-U	Bedroom	0.5	First	R8	W11-L	LKD	0.3	1.4	N/R	N/R	W11-U	LKD	1.1	First	R9	W12-L	Bedroom	0.1	0.1	N/R	N/R	W12-U	Bedroom	0.0	First	R10	W13-L	Bedroom	0.1	0.1	N/R	N/R	W13-U	Bedroom	0.0	First	R11	W14-L	Bedroom	0.6	2.5	N/R	N/R	W14-U	Bedroom	2.0	First	R12	W15-L	Bedroom	0.5	2.1	N/R	N/R	W15-U	Bedroom	1.6	First	R13	W16-L	Bedroom	0.2	1.0	N/R	N/R	W16-U	Bedroom	0.7	First	R14	W17-L	Bedroom	0.3	1.4	N/R	N/R	W17-U	Bedroom	1.0	First	R15	W18-L	LKD	0.3	1.8	N/R	N/R	W18-U	LKD	1.0			W19-L	LKD	0.1				W19-U	LKD	0.3	First	R16	W20-L	Bedroom	0.4	2.3	N/R	N/R	W20-U	Bedroom	1.9	First	R17	W21-L	LKD	0.2	3.1	55	12	W21-U	LKD	0.8			W22-L	LKD	0.4						W22-U				LKD	1.4	W23-L	LKD	0.1	W23-U	LKD	0.2	First	R18	W24-L	LKD	0.4	2.1	52	13	W24-U	LKD	1.7																																																																																															
First	R7	W10-L	Bedroom	0.2	0.7	N/R	N/R																																																																																																																																																																																																																																																																				
		W10-U	Bedroom	0.5				First	R8	W11-L	LKD	0.3	1.4	N/R	N/R	W11-U	LKD	1.1	First	R9	W12-L	Bedroom	0.1	0.1	N/R	N/R	W12-U	Bedroom	0.0	First	R10	W13-L	Bedroom	0.1	0.1	N/R	N/R	W13-U	Bedroom	0.0	First	R11	W14-L	Bedroom	0.6	2.5	N/R	N/R	W14-U	Bedroom	2.0	First	R12	W15-L	Bedroom	0.5	2.1	N/R	N/R	W15-U	Bedroom	1.6	First	R13	W16-L	Bedroom	0.2	1.0	N/R	N/R	W16-U	Bedroom	0.7	First	R14	W17-L	Bedroom	0.3	1.4	N/R	N/R	W17-U	Bedroom	1.0	First	R15	W18-L	LKD	0.3	1.8	N/R	N/R	W18-U	LKD	1.0			W19-L	LKD	0.1				W19-U	LKD	0.3	First	R16	W20-L	Bedroom	0.4	2.3	N/R	N/R	W20-U	Bedroom	1.9	First	R17	W21-L	LKD	0.2	3.1	55	12	W21-U	LKD	0.8			W22-L	LKD	0.4				W22-U	LKD	1.4			W23-L	LKD	0.1		W23-U	LKD			0.2	First	R18	W24-L	LKD	0.4	2.1	52	13	W24-U	LKD	1.7																																																																																																										
First	R8	W11-L	LKD	0.3	1.4	N/R	N/R																																																																																																																																																																																																																																																																				
		W11-U	LKD	1.1				First	R9	W12-L	Bedroom	0.1	0.1	N/R	N/R	W12-U	Bedroom	0.0	First	R10	W13-L	Bedroom	0.1	0.1	N/R	N/R	W13-U	Bedroom	0.0	First	R11	W14-L	Bedroom	0.6	2.5	N/R	N/R	W14-U	Bedroom	2.0	First	R12	W15-L	Bedroom	0.5	2.1	N/R	N/R	W15-U	Bedroom	1.6	First	R13	W16-L	Bedroom	0.2	1.0	N/R	N/R	W16-U	Bedroom	0.7	First	R14	W17-L	Bedroom	0.3	1.4	N/R	N/R	W17-U	Bedroom	1.0	First	R15	W18-L	LKD	0.3	1.8	N/R	N/R	W18-U	LKD	1.0			W19-L	LKD	0.1				W19-U	LKD	0.3	First	R16	W20-L	Bedroom	0.4	2.3	N/R	N/R	W20-U	Bedroom	1.9	First	R17	W21-L	LKD	0.2	3.1	55	12	W21-U	LKD	0.8			W22-L	LKD	0.4				W22-U	LKD	1.4			W23-L	LKD	0.1				W23-U	LKD	0.2	First	R18	W24-L	LKD	0.4	2.1	52	13	W24-U	LKD	1.7																																																																																																																					
First	R9	W12-L	Bedroom	0.1	0.1	N/R	N/R																																																																																																																																																																																																																																																																				
		W12-U	Bedroom	0.0				First	R10	W13-L	Bedroom	0.1	0.1	N/R	N/R	W13-U	Bedroom	0.0	First	R11	W14-L	Bedroom	0.6	2.5	N/R	N/R	W14-U	Bedroom	2.0	First	R12	W15-L	Bedroom	0.5	2.1	N/R	N/R	W15-U	Bedroom	1.6	First	R13	W16-L	Bedroom	0.2	1.0	N/R	N/R	W16-U	Bedroom	0.7	First	R14	W17-L	Bedroom	0.3	1.4	N/R	N/R	W17-U	Bedroom	1.0	First	R15	W18-L	LKD	0.3	1.8	N/R	N/R	W18-U	LKD	1.0			W19-L	LKD	0.1				W19-U	LKD	0.3	First	R16	W20-L	Bedroom	0.4	2.3	N/R	N/R	W20-U	Bedroom	1.9	First	R17	W21-L	LKD	0.2	3.1	55	12	W21-U	LKD	0.8			W22-L	LKD	0.4				W22-U	LKD	1.4			W23-L	LKD	0.1				W23-U	LKD	0.2	First	R18	W24-L	LKD	0.4	2.1	52	13	W24-U	LKD	1.7																																																																																																																																
First	R10	W13-L	Bedroom	0.1	0.1	N/R	N/R																																																																																																																																																																																																																																																																				
		W13-U	Bedroom	0.0				First	R11	W14-L	Bedroom	0.6	2.5	N/R	N/R	W14-U	Bedroom	2.0	First	R12	W15-L	Bedroom	0.5	2.1	N/R	N/R	W15-U	Bedroom	1.6	First	R13	W16-L	Bedroom	0.2	1.0	N/R	N/R	W16-U	Bedroom	0.7	First	R14	W17-L	Bedroom	0.3	1.4	N/R	N/R	W17-U	Bedroom	1.0	First	R15	W18-L	LKD	0.3	1.8	N/R	N/R	W18-U	LKD	1.0			W19-L	LKD	0.1				W19-U	LKD	0.3	First	R16	W20-L	Bedroom	0.4	2.3	N/R	N/R	W20-U	Bedroom	1.9	First	R17	W21-L	LKD	0.2	3.1	55	12	W21-U	LKD	0.8			W22-L	LKD	0.4				W22-U	LKD	1.4			W23-L	LKD	0.1				W23-U	LKD	0.2	First	R18	W24-L	LKD	0.4	2.1	52	13	W24-U	LKD	1.7																																																																																																																																											
First	R11	W14-L	Bedroom	0.6	2.5	N/R	N/R																																																																																																																																																																																																																																																																				
		W14-U	Bedroom	2.0				First	R12	W15-L	Bedroom	0.5	2.1	N/R	N/R	W15-U	Bedroom	1.6	First	R13	W16-L	Bedroom	0.2	1.0	N/R	N/R	W16-U	Bedroom	0.7	First	R14	W17-L	Bedroom	0.3	1.4	N/R	N/R	W17-U	Bedroom	1.0	First	R15	W18-L	LKD	0.3	1.8	N/R	N/R	W18-U	LKD	1.0			W19-L	LKD	0.1				W19-U	LKD	0.3	First	R16	W20-L	Bedroom	0.4	2.3	N/R	N/R	W20-U	Bedroom	1.9	First	R17	W21-L	LKD	0.2	3.1	55	12	W21-U	LKD	0.8			W22-L	LKD	0.4				W22-U	LKD	1.4			W23-L	LKD	0.1				W23-U	LKD	0.2	First	R18	W24-L	LKD	0.4	2.1	52	13	W24-U	LKD	1.7																																																																																																																																																						
First	R12	W15-L	Bedroom	0.5	2.1	N/R	N/R																																																																																																																																																																																																																																																																				
		W15-U	Bedroom	1.6				First	R13	W16-L	Bedroom	0.2	1.0	N/R	N/R	W16-U	Bedroom	0.7	First	R14	W17-L	Bedroom	0.3	1.4	N/R	N/R	W17-U	Bedroom	1.0	First	R15	W18-L	LKD	0.3	1.8	N/R	N/R	W18-U	LKD	1.0			W19-L	LKD	0.1				W19-U	LKD	0.3	First	R16	W20-L	Bedroom	0.4	2.3	N/R	N/R	W20-U	Bedroom	1.9	First	R17	W21-L	LKD	0.2	3.1	55	12	W21-U	LKD	0.8			W22-L	LKD	0.4				W22-U	LKD	1.4			W23-L	LKD	0.1				W23-U	LKD	0.2	First	R18	W24-L	LKD	0.4	2.1	52	13	W24-U	LKD	1.7																																																																																																																																																																	
First	R13	W16-L	Bedroom	0.2	1.0	N/R	N/R																																																																																																																																																																																																																																																																				
		W16-U	Bedroom	0.7				First	R14	W17-L	Bedroom	0.3	1.4	N/R	N/R	W17-U	Bedroom	1.0	First	R15	W18-L	LKD	0.3	1.8	N/R	N/R	W18-U	LKD	1.0			W19-L	LKD	0.1				W19-U	LKD	0.3	First	R16	W20-L	Bedroom	0.4	2.3	N/R	N/R	W20-U	Bedroom	1.9	First	R17	W21-L	LKD	0.2	3.1	55	12	W21-U	LKD	0.8			W22-L	LKD	0.4				W22-U	LKD	1.4			W23-L	LKD	0.1				W23-U	LKD	0.2	First	R18	W24-L	LKD	0.4	2.1	52	13	W24-U	LKD	1.7																																																																																																																																																																												
First	R14	W17-L	Bedroom	0.3	1.4	N/R	N/R																																																																																																																																																																																																																																																																				
		W17-U	Bedroom	1.0				First	R15	W18-L	LKD	0.3	1.8	N/R	N/R	W18-U	LKD	1.0			W19-L	LKD	0.1				W19-U	LKD	0.3	First	R16	W20-L	Bedroom	0.4	2.3	N/R	N/R	W20-U	Bedroom	1.9	First	R17	W21-L	LKD	0.2	3.1	55	12	W21-U	LKD	0.8			W22-L	LKD	0.4				W22-U	LKD	1.4			W23-L	LKD	0.1				W23-U	LKD	0.2	First	R18	W24-L	LKD	0.4	2.1	52	13	W24-U	LKD	1.7																																																																																																																																																																																							
First	R15	W18-L	LKD	0.3	1.8	N/R	N/R																																																																																																																																																																																																																																																																				
		W18-U	LKD	1.0																																																																																																																																																																																																																																																																							
		W19-L	LKD	0.1																																																																																																																																																																																																																																																																							
		W19-U	LKD	0.3				First	R16	W20-L	Bedroom	0.4	2.3	N/R	N/R	W20-U	Bedroom	1.9	First	R17	W21-L	LKD	0.2	3.1	55	12	W21-U	LKD	0.8	W22-L	LKD	0.4	W22-U	LKD	1.4	W23-L	LKD	0.1	W23-U	LKD			0.2	First	R18				W24-L	LKD	0.4	2.1	52	13	W24-U	LKD	1.7																																																																																																																																																																																																																		
First	R16	W20-L	Bedroom	0.4	2.3	N/R	N/R																																																																																																																																																																																																																																																																				
		W20-U	Bedroom	1.9				First	R17	W21-L	LKD	0.2	3.1	55	12	W21-U	LKD	0.8			W22-L	LKD	0.4				W22-U	LKD	1.4	W23-L	LKD	0.1	W23-U	LKD	0.2	First	R18	W24-L	LKD	0.4	2.1	52	13	W24-U	LKD	1.7																																																																																																																																																																																																																													
First	R17	W21-L	LKD	0.2	3.1	55	12																																																																																																																																																																																																																																																																				
		W21-U	LKD	0.8																																																																																																																																																																																																																																																																							
		W22-L	LKD	0.4																																																																																																																																																																																																																																																																							
		W22-U	LKD	1.4																																																																																																																																																																																																																																																																							
		W23-L	LKD	0.1																																																																																																																																																																																																																																																																							
		W23-U	LKD	0.2				First	R18	W24-L	LKD	0.4	2.1	52	13	W24-U	LKD	1.7																																																																																																																																																																																																																																																									
First	R18	W24-L	LKD	0.4	2.1	52	13																																																																																																																																																																																																																																																																				
		W24-U	LKD	1.7																																																																																																																																																																																																																																																																							

Floor	Room ID	Window ID	Room Use	ADF	TOTAL ADF	ROOM TOTAL APSH	ROOM WINTER APSH
First	R19	W25-L	Bedroom	0.6	2.3	14	14
		W25-U	Bedroom	1.7			
First	R20	W26-L	Bedroom	0.5	1.8	14	14
		W26-U	Bedroom	1.3			
First	R21	W27-L	LKD	0.4	3.0	63	20
		W27-U	LKD	2.5			
First	R22	W28-L	Bedroom	0.6	2.4	18	18
		W28-U	Bedroom	1.8			
First	R23	W29-L	Bedroom	0.5	2.2	18	18
		W29-U	Bedroom	1.6			
First	R24	W30-L	LKD	0.4	3.0	62	19
		W30-U	LKD	2.6			
First	R25	W31-L	Bedroom	0.5	2.1	15	15
		W31-U	Bedroom	1.6			
First	R26	W32-L	Bedroom	0.5	1.8	16	16
		W32-U	Bedroom	1.3			
First	R27	W33-L	LKD	0.4	2.8	56	16
		W33-U	LKD	1.5			
		W34-L	LKD	0.2			
		W34-U	LKD	0.8			
First	R28	W35-L	Bedroom	0.6	5.8	59	11
		W35-U	Bedroom	2.6			
		W36-L	Bedroom	0.5			
		W36-U	Bedroom	1.9			
		W37-L	Bedroom	0.1			
First	R29	W38-L	Bedroom	0.1	0.3	N/R	N/R
		W38-U	Bedroom	0.2			
First	R30	W39-L	Bedroom	0.4	1.9	N/R	N/R
		W39-U	Bedroom	1.5			
First	R31	W40-L	LKD	0.2	0.9	N/R	N/R
		W40-U	LKD	0.7			
First	R32	W41-L	LKD	0.1	0.4	N/R	N/R
		W41-U	LKD	0.3			
First	R33	W42-L	Bedroom	0.1	0.3	2	2
		W42-U	Bedroom	0.2			
First	R34	W43-L	Bedroom	0.2	0.6	1	1
		W43-U	Bedroom	0.4			
First	R35	W44-L	Bedroom	0.2	0.5	1	1
		W44-U	Bedroom	0.4			
First	R36	W45-L	LKD	0.2	1.0	7	5
		W45-U	LKD	0.8			
First	R37	W46-L	Bedroom	0.6	2.6	6	5
		W46-U	Bedroom	2.0			
First	R38	W47-L	Bedroom	0.2	0.9	1	0
		W47-U	Bedroom	0.6			
First	R39	W48-L	Bedroom	0.3	1.0	1	1
		W48-U	Bedroom	0.8			
First	R40	W49-L	LKD	0.3	3.8	15	4
		W49-U	LKD	1.2			
		W50-L	LKD	0.4			
		W50-U	LKD	1.8			
First	R41	W51-L	Bedroom	0.9	4.7	N/R	N/R
		W51-U	Bedroom	3.8			

Floor	Room ID	Window ID	Room Use	ADF	TOTAL ADF	ROOM TOTAL APSH	ROOM WINTER APSH
First	R42	W52-L	Bedroom	0.9	4.7	N/R	N/R
		W52-U	Bedroom	3.8			
Second	R1	W1-L	LKD	0.4	7.5	24	2
		W1-U	LKD	1.4			
		W58-L	LKD	0.1			
		W58-U	LKD	0.6			
		W59-L	LKD	0.6			
		W59-U	LKD	3.5			
		W60-L	LKD	0.1			
		W60-U	LKD	0.7			
Second	R2	W2-L	Bedroom	0.6	2.0	N/R	N/R
		W2-U	Bedroom	1.5			
Second	R3	W3-L	Bedroom	0.4	1.5	N/R	N/R
		W3-U	Bedroom	1.1			
Second	R4	W4-L	LKD	0.1	6.4	17	0
		W4-U	LKD	0.6			
		W5-L	LKD	0.3			
		W5-U	LKD	1.9			
		W6-L	LKD	0.1			
		W6-U	LKD	0.3			
		W7-L	LKD	0.1			
		W7-U	LKD	0.4			
		W8-L	LKD	0.3			
		W8-U	LKD	1.8			
		W9-L	LKD	0.1			
		W9-U	LKD	0.3			
		W10-L	LKD	0.0			
		W10-U	LKD	0.1			
Second	R5	W11-L	Bedroom	0.5	0.9	N/R	N/R
		W11-U	Bedroom	0.4			
Second	R6	W12-L	Bedroom	0.4	1.2	N/R	N/R
		W12-U	Bedroom	0.8			
Second	R7	W13-L	Bedroom	0.3	0.9	N/R	N/R
		W13-U	Bedroom	0.6			
Second	R8	W14-L	LKD	0.5	2.4	0	0
		W14-U	LKD	1.9			
		W15-L	LKD	0.0			
		W15-U	LKD	0.0			
Second	R9	W16-L	Bedroom	0.1	0.1	N/R	N/R
		W16-U	Bedroom	0.0			
Second	R10	W17-L	Bedroom	0.1	0.1	N/R	N/R
		W17-U	Bedroom	0.1			
Second	R11	W18-L	LKD	0.3	1.3	N/R	N/R
		W18-U	LKD	1.0			
Second	R12	W19-L	Bedroom	0.3	1.5	N/R	N/R
		W19-U	Bedroom	1.2			
Second	R13	W20-L	Bedroom	0.3	1.3	N/R	N/R
		W20-U	Bedroom	1.0			
Second	R14	W21-L	Bedroom	0.3	1.3	N/R	N/R
		W21-U	Bedroom	1.0			
Second	R15	W22-L	LKD	0.6	3.9	N/R	N/R
		W22-U	LKD	2.3			
		W23-L	LKD	0.3			
		W23-U	LKD	0.6			
Second	R16	W24-L	Bedroom	0.7	4.6	N/R	N/R
		W24-U	Bedroom	4.0			
Second	R17	W25-L	Bedroom	0.3	1.0		
		W25-U	Bedroom	1.0			

Floor	Room ID	Window ID	Room Use	ADF	TOTAL ADF	ROOM TOTAL APSH	ROOM WINTER APSH
		W26-L	Bedroom	0.5			
		W26-U	Bedroom	1.9	3.7	50	11
Second	R18	W27-L	Bedroom	0.3			
		W27-U	Bedroom	0.9	1.2	10	10
Second	R19	W28-L	LKD	0.5			
		W28-U	LKD	1.9	2.4	49	16
Second	R20	W29-L	Bedroom	0.6			
		W29-U	Bedroom	2.0	2.6	18	18
Second	R21	W30-L	Bedroom	0.5			
		W30-U	Bedroom	1.7	2.2	16	16
Second	R22	W31-L	LKD	0.6			
		W31-U	LKD	3.7	4.3	71	22
Second	R23	W32-L	Bedroom	0.7			
		W32-U	Bedroom	2.3	3.0	20	20
Second	R24	W33-L	Bedroom	0.6			
		W33-U	Bedroom	1.9	2.4	19	19
Second	R25	W34-L	LKD	0.6			
		W34-U	LKD	3.8	4.4	74	25
Second	R26	W35-L	Bedroom	0.7			
		W35-U	Bedroom	2.2	2.9	19	19
Second	R27	W36-L	Bedroom	0.5			
		W36-U	Bedroom	1.8	2.3	19	19
Second	R28	W37-L	Bedroom	1.0			
		W37-U	Bedroom	3.9	4.9	53	20
Second	R29	W38-L	LKD	0.2			
		W38-U	LKD	1.1			
		W39-L	LKD	0.4			
		W39-U	LKD	1.7			
		W40-L	LKD	0.3			
		W40-U	LKD	1.0			
		W41-L	LKD	0.0			
		W41-U	LKD	0.1	4.9	67	20
Second	R30	W42-L	Bedroom	0.1			
		W42-U	Bedroom	0.2	0.3	N/R	N/R
Second	R31	W43-L	Bedroom	0.4			
		W43-U	Bedroom	1.3	1.8	N/R	N/R
Second	R32	W44-L	LKD	0.3			
		W44-U	LKD	0.8	1.0	N/R	N/R
Second	R33	W45-L	LKD	0.1			
		W45-U	LKD	0.3	0.4	N/R	N/R
Second	R34	W46-L	Bedroom	0.2			
		W46-U	Bedroom	0.5	0.7	3	2
Second	R35	W47-L	Bedroom	0.1			
		W47-U	Bedroom	0.0	0.1	0	0
Second	R36	W48-L	LKD	0.3			
		W48-U	LKD	0.8	1.0	10	5
Second	R37	W49-L	Bedroom	0.7			
		W49-U	Bedroom	2.2	2.9	8	5
Second	R38	W50-L	Bedroom	0.2			
		W50-U	Bedroom	0.6	0.9	1	0
Second	R39	W51-L	Bedroom	0.3			
		W51-U	Bedroom	1.0	1.3	2	2
Second	R40	W52-L	LKD	0.3			

Floor	Room ID	Window ID	Room Use	ADF	TOTAL ADF	ROOM TOTAL AP SH	ROOM WINTER AP SH
		W52-U	LKD	1.0			
		W53-L	LKD	0.1			
		W53-U	LKD	0.7			
		W54-L	LKD	0.6			
		W54-U	LKD	3.5			
		W55-L	LKD	0.1			
		W55-U	LKD	0.7	7.0	19	4
Second	R41	W56-L	Bedroom	0.9			
		W56-U	Bedroom	3.6	4.5	N/R	N/R
Second	R42	W57-L	Bedroom	0.8			
		W57-U	Bedroom	3.6	4.4	N/R	N/R
Third	R1	W1-L	LKD	0.4			
		W1-U	LKD	1.7			
		W58-L	LKD	0.1			
		W58-U	LKD	0.6			
		W59-L	LKD	0.6			
		W59-U	LKD	3.3			
		W60-L	LKD	0.1			
		W60-U	LKD	0.7	7.6	25	2
Third	R2	W2-L	Bedroom	0.6			
		W2-U	Bedroom	1.4	2.0	N/R	N/R
Third	R3	W3-L	Bedroom	0.4			
		W3-U	Bedroom	1.0	1.4	N/R	N/R
Third	R4	W4-L	LKD	0.1			
		W4-U	LKD	0.6			
		W5-L	LKD	0.3			
		W5-U	LKD	1.9			
		W6-L	LKD	0.1			
		W6-U	LKD	0.3			
		W7-L	LKD	0.1			
		W7-U	LKD	0.4			
		W8-L	LKD	0.3			
		W8-U	LKD	1.9			
		W9-L	LKD	0.1			
		W9-U	LKD	0.4			
		W10-L	LKD	0.0			
		W10-U	LKD	0.1	6.6	21	1
Third	R5	W11-L	Bedroom	0.5			
		W11-U	Bedroom	0.5	1.0	N/R	N/R
Third	R6	W12-L	Bedroom	0.4			
		W12-U	Bedroom	0.8	1.2	N/R	N/R
Third	R7	W13-L	Bedroom	0.3			
		W13-U	Bedroom	0.6	0.9	N/R	N/R
Third	R8	W14-L	LKD	0.6			
		W14-U	LKD	2.4			
		W15-L	LKD	0.0			
		W15-U	LKD	0.0	3.0	3	0
Third	R9	W16-L	Bedroom	0.1			
		W16-U	Bedroom	0.1	0.2	N/R	N/R
Third	R10	W17-L	Bedroom	0.1			
		W17-U	Bedroom	0.1	0.2	N/R	N/R
Third	R11	W18-L	LKD	0.3			
		W18-U	LKD	1.0	1.3	N/R	N/R
Third	R12	W19-L	Bedroom	0.4			
		W19-U	Bedroom	1.1	1.5	N/R	N/R
Third	R13	W20-L	Bedroom	0.3			
		W20-U	Bedroom	0.9	1.2	N/R	N/R
Third	R14	W21-L	Bedroom	0.3			
		W21-U	Bedroom	1.0	1.3	N/R	N/R

Floor	Room ID	Window ID	Room Use	ADF	TOTAL ADF	ROOM TOTAL AP SH	ROOM WINTER AP SH
Third	R15	W22-L	LKD	0.7	4.9	N/R	N/R
		W22-U	LKD	2.5			
		W23-L	LKD	0.4			
		W23-U	LKD	1.4			
Third	R16	W24-L	Bedroom	0.8	5.0	N/R	N/R
		W24-U	Bedroom	4.2			
Third	R17	W25-L	Bedroom	0.4	4.8	65	19
		W25-U	Bedroom	1.4			
		W26-L	Bedroom	0.6			
		W26-U	Bedroom	2.5			
Third	R18	W27-L	Bedroom	0.3	1.4	13	13
		W27-U	Bedroom	1.1			
Third	R19	W28-L	LKD	0.6	2.9	59	19
		W28-U	LKD	2.4			
Third	R20	W29-L	Bedroom	0.6	2.7	21	21
		W29-U	Bedroom	2.1			
Third	R21	W30-L	Bedroom	0.5	2.3	19	19
		W30-U	Bedroom	1.7			
Third	R22	W31-L	LKD	0.7	4.5	76	27
		W31-U	LKD	3.8			
Third	R23	W32-L	Bedroom	0.7	3.1	21	21
		W32-U	Bedroom	2.3			
Third	R24	W33-L	Bedroom	0.6	2.5	20	20
		W33-U	Bedroom	1.9			
Third	R25	W34-L	LKD	0.7	4.6	76	27
		W34-U	LKD	3.9			
Third	R26	W35-L	Bedroom	0.7	3.0	20	20
		W35-U	Bedroom	2.3			
Third	R27	W36-L	Bedroom	0.6	2.4	21	21
		W36-U	Bedroom	1.9			
Third	R28	W37-L	Bedroom	1.2	6.0	64	24
		W37-U	Bedroom	4.8			
Third	R29	W38-L	LKD	0.3	5.9	74	26
		W38-U	LKD	1.2			
		W39-L	LKD	0.5			
		W39-U	LKD	2.1			
		W40-L	LKD	0.4			
		W40-U	LKD	1.4			
		W41-L	LKD	0.0			
		W41-U	LKD	0.1			
Third	R30	W42-L	Bedroom	0.1	0.4	N/R	N/R
		W42-U	Bedroom	0.2			
Third	R31	W43-L	Bedroom	0.5	1.8	N/R	N/R
		W43-U	Bedroom	1.3			
Third	R32	W44-L	LKD	0.3	1.1	N/R	N/R
		W44-U	LKD	0.8			
Third	R33	W45-L	LKD	0.1	0.4	N/R	N/R
		W45-U	LKD	0.3			
Third	R34	W46-L	Bedroom	0.2	0.6	3	3
		W46-U	Bedroom	0.4			
Third	R35	W47-L	Bedroom	0.1	0.1	0	0
		W47-U	Bedroom	0.0			
Third	R36	W48-L	LKD	0.3	1.0	10	5
		W48-U	LKD	0.7			

Floor	Room ID	Window ID	Room Use	ADF	TOTAL ADF	ROOM TOTAL APSH	ROOM WINTER APSH																																																																																																																																																																																																																																																																						
Third	R37	W49-L	Bedroom	0.8	2.9	8	5																																																																																																																																																																																																																																																																						
		W49-U	Bedroom	2.1				Third	R38	W50-L	Bedroom	0.2	0.8	1	0	W50-U	Bedroom	0.6	Third	R39	W51-L	Bedroom	0.4	1.3	1	1	W51-U	Bedroom	0.9	Third	R40	W52-L	LKD	0.3	7.1	27	4	W52-U	LKD	1.3	W53-L	LKD	0.1	W53-U	LKD	0.6	W54-L	LKD	0.6	W54-U	LKD	3.3	W55-L	LKD	0.1	W55-U	LKD	0.7	Third	R41	W56-L	Bedroom	0.8	4.4	N/R	N/R	W56-U	Bedroom	3.6	Third	R42	W57-L	Bedroom	0.8	4.4	N/R	N/R	W57-U	Bedroom	3.6	Fourth	R1	W1-L	LKD	0.4	7.8	28	2	W1-U	LKD	1.6	W58-L	LKD	0.1	W58-U	LKD	0.7	W59-L	LKD	0.6	W59-U	LKD	3.5	W60-L	LKD	0.1	W60-U	LKD	0.8	Fourth	R2	W2-L	Bedroom	0.6	2.5	N/R	N/R	W2-U	Bedroom	1.9	Fourth	R3	W3-L	Bedroom	0.5	1.8	N/R	N/R	W3-U	Bedroom	1.4	Fourth	R4	W4-L	LKD	0.1	7.2	25	2	W4-U	LKD	0.6	W5-L	LKD	0.4	W5-U	LKD	2.1	W6-L	LKD	0.1	W6-U	LKD	0.4	W7-L	LKD	0.1	W7-U	LKD	0.5	W8-L	LKD	0.4	W8-U	LKD	2.1	W9-L	LKD	0.1	W9-U	LKD	0.4	W10-L	LKD	0.0	W10-U	LKD	0.1	Fourth	R5	W11-L	Bedroom	0.6	2.1	N/R	N/R	W11-U	Bedroom	1.5	Fourth	R6	W12-L	Bedroom	0.5	1.8	N/R	N/R	W12-U	Bedroom	1.3	Fourth	R7	W13-L	Bedroom	0.4	1.3	N/R	N/R	W13-U	Bedroom	1.0	Fourth	R8	W14-L	LKD	0.6	2.9	6	0	W14-U	LKD	2.3	W15-L	LKD	0.0	W15-U	LKD	0.0	Fourth	R9	W16-L	Bedroom	0.1	0.5	N/R	N/R	W16-U	Bedroom	0.4	Fourth	R10	W17-L	Bedroom	0.1	0.4	N/R	N/R	W17-U	Bedroom	0.3	Fourth	R11	W18-L	LKD	0.3	1.6	N/R	N/R	W18-U	LKD	1.2								
Third	R38	W50-L	Bedroom	0.2	0.8	1	0																																																																																																																																																																																																																																																																						
		W50-U	Bedroom	0.6				Third	R39	W51-L	Bedroom	0.4	1.3	1	1	W51-U	Bedroom	0.9	Third	R40	W52-L	LKD	0.3	7.1	27	4	W52-U	LKD	1.3			W53-L	LKD	0.1				W53-U	LKD	0.6	W54-L	LKD	0.6	W54-U	LKD	3.3	W55-L	LKD	0.1	W55-U	LKD	0.7	Third	R41	W56-L	Bedroom	0.8	4.4	N/R	N/R	W56-U	Bedroom	3.6	Third	R42	W57-L	Bedroom	0.8	4.4	N/R	N/R	W57-U	Bedroom	3.6	Fourth	R1	W1-L	LKD	0.4	7.8			28	2	W1-U				LKD	1.6	W58-L	LKD	0.1	W58-U	LKD	0.7	W59-L	LKD	0.6	W59-U	LKD	3.5	W60-L	LKD	0.1	W60-U	LKD	0.8	Fourth	R2	W2-L	Bedroom	0.6	2.5	N/R	N/R	W2-U	Bedroom	1.9	Fourth	R3	W3-L	Bedroom	0.5	1.8	N/R	N/R	W3-U	Bedroom	1.4	Fourth			R4	W4-L	LKD				0.1	7.2	25	2	W4-U	LKD	0.6	W5-L	LKD	0.4	W5-U	LKD	2.1	W6-L	LKD	0.1	W6-U	LKD	0.4	W7-L	LKD	0.1	W7-U	LKD	0.5	W8-L	LKD	0.4	W8-U	LKD	2.1	W9-L	LKD	0.1	W9-U	LKD	0.4	W10-L	LKD	0.0	W10-U	LKD	0.1	Fourth	R5	W11-L	Bedroom	0.6	2.1	N/R	N/R	W11-U	Bedroom	1.5	Fourth	R6	W12-L	Bedroom	0.5	1.8	N/R	N/R	W12-U	Bedroom	1.3	Fourth	R7	W13-L	Bedroom	0.4	1.3	N/R			N/R	W13-U	Bedroom				1.0	Fourth	R8	W14-L	LKD	0.6	2.9	6	0	W14-U	LKD	2.3	W15-L	LKD	0.0	W15-U	LKD	0.0	Fourth	R9	W16-L	Bedroom	0.1	0.5	N/R	N/R	W16-U	Bedroom	0.4	Fourth	R10	W17-L	Bedroom	0.1	0.4	N/R	N/R	W17-U	Bedroom	0.3	Fourth	R11	W18-L	LKD	0.3	1.6	N/R	N/R	W18-U	LKD
Third	R39	W51-L	Bedroom	0.4	1.3	1	1																																																																																																																																																																																																																																																																						
		W51-U	Bedroom	0.9				Third	R40	W52-L	LKD	0.3	7.1	27	4	W52-U	LKD	1.3			W53-L	LKD	0.1				W53-U	LKD	0.6			W54-L	LKD	0.6				W54-U	LKD	3.3	W55-L	LKD	0.1	W55-U	LKD	0.7	Third	R41	W56-L	Bedroom	0.8	4.4	N/R	N/R	W56-U	Bedroom	3.6	Third	R42	W57-L	Bedroom	0.8	4.4	N/R	N/R	W57-U	Bedroom	3.6	Fourth	R1	W1-L	LKD	0.4	7.8			28	2	W1-U						LKD				1.6	W58-L	LKD	0.1	W58-U	LKD	0.7	W59-L	LKD	0.6	W59-U	LKD	3.5	W60-L	LKD	0.1	W60-U	LKD	0.8	Fourth	R2	W2-L	Bedroom	0.6	2.5	N/R	N/R	W2-U	Bedroom	1.9	Fourth	R3	W3-L	Bedroom	0.5	1.8	N/R	N/R	W3-U	Bedroom	1.4	Fourth					R4	W4-L				LKD				0.1	7.2	25	2	W4-U	LKD	0.6	W5-L	LKD	0.4	W5-U	LKD	2.1	W6-L	LKD	0.1	W6-U	LKD	0.4	W7-L	LKD	0.1	W7-U	LKD	0.5	W8-L	LKD	0.4	W8-U	LKD	2.1	W9-L	LKD	0.1	W9-U	LKD	0.4	W10-L	LKD	0.0	W10-U	LKD	0.1	Fourth	R5	W11-L	Bedroom	0.6	2.1	N/R	N/R	W11-U	Bedroom	1.5	Fourth	R6	W12-L	Bedroom	0.5	1.8	N/R	N/R	W12-U	Bedroom	1.3	Fourth	R7	W13-L	Bedroom	0.4	1.3	N/R	N/R	W13-U	Bedroom	1.0	Fourth			R8	W14-L	LKD				0.6	2.9	6	0	W14-U	LKD	2.3	W15-L	LKD	0.0	W15-U	LKD	0.0	Fourth	R9	W16-L	Bedroom	0.1	0.5	N/R	N/R	W16-U	Bedroom	0.4	Fourth	R10	W17-L	Bedroom	0.1	0.4	N/R	N/R	W17-U	Bedroom	0.3	Fourth	R11	W18-L	LKD	0.3	1.6
Third	R40	W52-L	LKD	0.3	7.1	27	4																																																																																																																																																																																																																																																																						
		W52-U	LKD	1.3																																																																																																																																																																																																																																																																									
		W53-L	LKD	0.1																																																																																																																																																																																																																																																																									
		W53-U	LKD	0.6																																																																																																																																																																																																																																																																									
		W54-L	LKD	0.6																																																																																																																																																																																																																																																																									
		W54-U	LKD	3.3																																																																																																																																																																																																																																																																									
		W55-L	LKD	0.1																																																																																																																																																																																																																																																																									
		W55-U	LKD	0.7																																																																																																																																																																																																																																																																									
Third	R41	W56-L	Bedroom	0.8	4.4	N/R	N/R																																																																																																																																																																																																																																																																						
		W56-U	Bedroom	3.6				Third	R42	W57-L	Bedroom	0.8	4.4	N/R	N/R	W57-U	Bedroom	3.6	Fourth	R1	W1-L	LKD	0.4	7.8	28	2	W1-U	LKD	1.6	W58-L	LKD	0.1	W58-U	LKD	0.7	W59-L	LKD	0.6	W59-U	LKD	3.5	W60-L	LKD	0.1	W60-U	LKD	0.8	Fourth	R2	W2-L	Bedroom	0.6	2.5	N/R	N/R	W2-U	Bedroom	1.9	Fourth	R3	W3-L	Bedroom	0.5	1.8	N/R	N/R	W3-U	Bedroom	1.4	Fourth	R4	W4-L	LKD	0.1	7.2	25	2	W4-U	LKD	0.6	W5-L	LKD	0.4	W5-U	LKD	2.1	W6-L	LKD	0.1	W6-U	LKD	0.4	W7-L	LKD	0.1	W7-U	LKD	0.5	W8-L	LKD	0.4	W8-U	LKD	2.1	W9-L	LKD	0.1	W9-U	LKD	0.4	W10-L	LKD	0.0	W10-U	LKD	0.1	Fourth	R5	W11-L	Bedroom	0.6	2.1	N/R	N/R	W11-U	Bedroom	1.5	Fourth	R6			W12-L	Bedroom			0.5	1.8	N/R	N/R	W12-U				Bedroom				1.3	Fourth	R7	W13-L	Bedroom	0.4	1.3	N/R	N/R	W13-U	Bedroom	1.0	Fourth	R8	W14-L	LKD	0.6	2.9	6	0	W14-U	LKD	2.3	W15-L	LKD	0.0	W15-U	LKD	0.0	Fourth	R9	W16-L	Bedroom	0.1	0.5	N/R	N/R	W16-U	Bedroom	0.4	Fourth	R10	W17-L	Bedroom	0.1	0.4	N/R	N/R	W17-U	Bedroom	0.3	Fourth	R11	W18-L	LKD	0.3	1.6	N/R	N/R	W18-U	LKD	1.2																																																												
Third	R42	W57-L	Bedroom	0.8	4.4	N/R	N/R																																																																																																																																																																																																																																																																						
		W57-U	Bedroom	3.6				Fourth	R1	W1-L	LKD	0.4	7.8	28	2	W1-U	LKD	1.6			W58-L	LKD	0.1				W58-U	LKD	0.7	W59-L	LKD	0.6	W59-U	LKD	3.5	W60-L	LKD	0.1	W60-U	LKD	0.8	Fourth	R2	W2-L	Bedroom	0.6	2.5	N/R	N/R	W2-U	Bedroom	1.9	Fourth	R3	W3-L	Bedroom	0.5	1.8	N/R	N/R	W3-U	Bedroom	1.4	Fourth	R4	W4-L	LKD	0.1	7.2			25	2	W4-U				LKD	0.6	W5-L	LKD	0.4	W5-U	LKD	2.1	W6-L	LKD	0.1	W6-U	LKD	0.4	W7-L	LKD	0.1	W7-U	LKD	0.5	W8-L	LKD	0.4	W8-U	LKD	2.1	W9-L	LKD	0.1	W9-U	LKD	0.4	W10-L	LKD	0.0	W10-U	LKD	0.1	Fourth	R5	W11-L	Bedroom	0.6	2.1	N/R	N/R	W11-U	Bedroom	1.5	Fourth	R6	W12-L		Bedroom	0.5	1.8	N/R		N/R	W12-U	Bedroom	1.3	Fourth	R7	W13-L	Bedroom	0.4				1.3	N/R	N/R	W13-U	Bedroom	1.0	Fourth	R8	W14-L	LKD	0.6	2.9			6	0	W14-U				LKD	2.3	W15-L	LKD	0.0	W15-U	LKD	0.0	Fourth	R9	W16-L	Bedroom	0.1	0.5	N/R	N/R	W16-U	Bedroom	0.4	Fourth	R10	W17-L	Bedroom	0.1	0.4	N/R	N/R	W17-U	Bedroom	0.3	Fourth	R11	W18-L	LKD	0.3	1.6	N/R	N/R	W18-U	LKD	1.2																																																													
Fourth	R1	W1-L	LKD	0.4	7.8	28	2																																																																																																																																																																																																																																																																						
		W1-U	LKD	1.6																																																																																																																																																																																																																																																																									
		W58-L	LKD	0.1																																																																																																																																																																																																																																																																									
		W58-U	LKD	0.7																																																																																																																																																																																																																																																																									
		W59-L	LKD	0.6																																																																																																																																																																																																																																																																									
		W59-U	LKD	3.5																																																																																																																																																																																																																																																																									
		W60-L	LKD	0.1																																																																																																																																																																																																																																																																									
		W60-U	LKD	0.8																																																																																																																																																																																																																																																																									
Fourth	R2	W2-L	Bedroom	0.6	2.5	N/R	N/R																																																																																																																																																																																																																																																																						
		W2-U	Bedroom	1.9				Fourth	R3	W3-L	Bedroom	0.5	1.8	N/R	N/R	W3-U	Bedroom	1.4	Fourth	R4	W4-L	LKD	0.1	7.2	25	2	W4-U	LKD	0.6	W5-L	LKD	0.4	W5-U	LKD	2.1	W6-L	LKD	0.1	W6-U	LKD	0.4	W7-L	LKD	0.1	W7-U	LKD	0.5	W8-L	LKD	0.4	W8-U	LKD	2.1	W9-L	LKD	0.1	W9-U	LKD	0.4	W10-L	LKD	0.0	W10-U			LKD	0.1	Fourth						R5				W11-L	Bedroom	0.6	2.1	N/R	N/R	W11-U	Bedroom	1.5	Fourth	R6	W12-L	Bedroom	0.5	1.8	N/R	N/R	W12-U	Bedroom	1.3	Fourth	R7	W13-L	Bedroom	0.4	1.3	N/R	N/R	W13-U	Bedroom	1.0	Fourth	R8	W14-L	LKD	0.6	2.9	6	0	W14-U	LKD	2.3	W15-L	LKD	0.0	W15-U	LKD	0.0	Fourth	R9	W16-L	Bedroom	0.1	0.5	N/R	N/R	W16-U	Bedroom	0.4	Fourth	R10	W17-L	Bedroom	0.1	0.4	N/R	N/R	W17-U	Bedroom	0.3	Fourth	R11	W18-L	LKD	0.3	1.6	N/R	N/R	W18-U	LKD	1.2																																																																																																															
Fourth	R3	W3-L	Bedroom	0.5	1.8	N/R	N/R																																																																																																																																																																																																																																																																						
		W3-U	Bedroom	1.4				Fourth	R4	W4-L	LKD	0.1	7.2	25	2	W4-U	LKD	0.6			W5-L	LKD	0.4				W5-U	LKD	2.1	W6-L	LKD	0.1	W6-U	LKD	0.4	W7-L	LKD	0.1	W7-U	LKD	0.5	W8-L	LKD	0.4	W8-U	LKD	2.1	W9-L	LKD	0.1	W9-U	LKD	0.4	W10-L	LKD	0.0	W10-U	LKD	0.1	Fourth	R5	W11-L	Bedroom			0.6	2.1	N/R		N/R	W11-U			Bedroom	1.5	Fourth	R6	W12-L	Bedroom	0.5	1.8	N/R	N/R	W12-U	Bedroom	1.3	Fourth	R7	W13-L	Bedroom	0.4	1.3	N/R	N/R	W13-U	Bedroom	1.0	Fourth	R8	W14-L	LKD	0.6	2.9	6	0	W14-U	LKD	2.3			W15-L	LKD	0.0				W15-U	LKD	0.0	Fourth	R9	W16-L	Bedroom	0.1	0.5	N/R	N/R	W16-U	Bedroom	0.4	Fourth	R10	W17-L	Bedroom	0.1	0.4	N/R	N/R	W17-U	Bedroom	0.3	Fourth	R11	W18-L	LKD	0.3	1.6	N/R	N/R	W18-U	LKD	1.2																																																																																																																					
Fourth	R4	W4-L	LKD	0.1	7.2	25	2																																																																																																																																																																																																																																																																						
		W4-U	LKD	0.6																																																																																																																																																																																																																																																																									
		W5-L	LKD	0.4																																																																																																																																																																																																																																																																									
		W5-U	LKD	2.1																																																																																																																																																																																																																																																																									
		W6-L	LKD	0.1																																																																																																																																																																																																																																																																									
		W6-U	LKD	0.4																																																																																																																																																																																																																																																																									
		W7-L	LKD	0.1																																																																																																																																																																																																																																																																									
		W7-U	LKD	0.5																																																																																																																																																																																																																																																																									
		W8-L	LKD	0.4																																																																																																																																																																																																																																																																									
		W8-U	LKD	2.1																																																																																																																																																																																																																																																																									
		W9-L	LKD	0.1																																																																																																																																																																																																																																																																									
		W9-U	LKD	0.4																																																																																																																																																																																																																																																																									
		W10-L	LKD	0.0																																																																																																																																																																																																																																																																									
		W10-U	LKD	0.1																																																																																																																																																																																																																																																																									
Fourth	R5	W11-L	Bedroom	0.6	2.1	N/R	N/R																																																																																																																																																																																																																																																																						
		W11-U	Bedroom	1.5				Fourth	R6	W12-L	Bedroom	0.5	1.8	N/R	N/R	W12-U	Bedroom	1.3	Fourth	R7	W13-L	Bedroom	0.4	1.3	N/R	N/R	W13-U	Bedroom	1.0	Fourth	R8	W14-L	LKD	0.6	2.9	6	0	W14-U	LKD	2.3	W15-L	LKD	0.0	W15-U	LKD	0.0	Fourth	R9	W16-L	Bedroom	0.1	0.5	N/R	N/R	W16-U	Bedroom	0.4	Fourth	R10	W17-L	Bedroom	0.1	0.4	N/R	N/R	W17-U	Bedroom	0.3	Fourth	R11	W18-L	LKD	0.3	1.6	N/R	N/R	W18-U	LKD	1.2																																																																																																																																																																																														
Fourth	R6	W12-L	Bedroom	0.5	1.8	N/R	N/R																																																																																																																																																																																																																																																																						
		W12-U	Bedroom	1.3				Fourth	R7	W13-L	Bedroom	0.4	1.3	N/R	N/R	W13-U	Bedroom	1.0	Fourth	R8	W14-L	LKD	0.6	2.9	6	0	W14-U	LKD	2.3			W15-L	LKD	0.0				W15-U	LKD	0.0	Fourth	R9	W16-L	Bedroom	0.1	0.5	N/R	N/R	W16-U	Bedroom	0.4	Fourth	R10	W17-L	Bedroom	0.1	0.4	N/R	N/R	W17-U	Bedroom	0.3	Fourth	R11	W18-L	LKD	0.3	1.6	N/R	N/R	W18-U	LKD	1.2																																																																																																																																																																																																				
Fourth	R7	W13-L	Bedroom	0.4	1.3	N/R	N/R																																																																																																																																																																																																																																																																						
		W13-U	Bedroom	1.0				Fourth	R8	W14-L	LKD	0.6	2.9	6	0	W14-U	LKD	2.3			W15-L	LKD	0.0				W15-U	LKD	0.0	Fourth	R9	W16-L	Bedroom	0.1	0.5	N/R	N/R	W16-U	Bedroom	0.4	Fourth	R10	W17-L	Bedroom	0.1	0.4	N/R	N/R	W17-U	Bedroom	0.3	Fourth	R11	W18-L	LKD	0.3	1.6	N/R	N/R	W18-U	LKD	1.2																																																																																																																																																																																																															
Fourth	R8	W14-L	LKD	0.6	2.9	6	0																																																																																																																																																																																																																																																																						
		W14-U	LKD	2.3																																																																																																																																																																																																																																																																									
		W15-L	LKD	0.0																																																																																																																																																																																																																																																																									
		W15-U	LKD	0.0																																																																																																																																																																																																																																																																									
Fourth	R9	W16-L	Bedroom	0.1	0.5	N/R	N/R																																																																																																																																																																																																																																																																						
		W16-U	Bedroom	0.4				Fourth	R10	W17-L	Bedroom	0.1	0.4	N/R	N/R	W17-U	Bedroom	0.3	Fourth	R11	W18-L	LKD	0.3	1.6	N/R	N/R	W18-U	LKD	1.2																																																																																																																																																																																																																																																
Fourth	R10	W17-L	Bedroom	0.1	0.4	N/R	N/R																																																																																																																																																																																																																																																																						
		W17-U	Bedroom	0.3				Fourth	R11	W18-L	LKD	0.3	1.6	N/R	N/R	W18-U	LKD	1.2																																																																																																																																																																																																																																																											
Fourth	R11	W18-L	LKD	0.3	1.6	N/R	N/R																																																																																																																																																																																																																																																																						
		W18-U	LKD	1.2																																																																																																																																																																																																																																																																									

Floor	Room ID	Window ID	Room Use	ADF	TOTAL ADF	ROOM TOTAL APSH	ROOM WINTER APSH
Fourth	R12	W19-L	Bedroom	0.4	1.8	N/R	N/R
		W19-U	Bedroom	1.4			
Fourth	R13	W20-L	Bedroom	0.3	1.4	N/R	N/R
		W20-U	Bedroom	1.1			
Fourth	R14	W21-L	Bedroom	0.3	1.5	N/R	N/R
		W21-U	Bedroom	1.1			
Fourth	R15	W22-L	LKD	0.7	5.0	N/R	N/R
		W22-U	LKD	2.6			
		W23-L	LKD	0.4			
		W23-U	LKD	1.3			
Fourth	R16	W24-L	Bedroom	0.9	6.1	N/R	N/R
		W24-U	Bedroom	5.2			
Fourth	R17	W25-L	Bedroom	0.4	4.9	64	25
		W25-U	Bedroom	1.4			
		W26-L	Bedroom	0.6			
		W26-U	Bedroom	2.5			
Fourth	R18	W27-L	Bedroom	0.4	1.8	17	17
		W27-U	Bedroom	1.4			
Fourth	R19	W28-L	LKD	0.6	2.9	56	23
		W28-U	LKD	2.3			
Fourth	R20	W29-L	Bedroom	0.7	3.1	21	21
		W29-U	Bedroom	2.4			
Fourth	R21	W30-L	Bedroom	0.6	2.6	20	20
		W30-U	Bedroom	2.0			
Fourth	R22	W31-L	LKD	0.7	4.8	78	29
		W31-U	LKD	4.1			
Fourth	R23	W32-L	Bedroom	0.8	3.3	21	21
		W32-U	Bedroom	2.6			
Fourth	R24	W33-L	Bedroom	0.6	2.7	21	21
		W33-U	Bedroom	2.1			
Fourth	R25	W34-L	LKD	0.7	4.9	78	29
		W34-U	LKD	4.2			
Fourth	R26	W35-L	Bedroom	0.8	3.4	21	21
		W35-U	Bedroom	2.6			
Fourth	R27	W36-L	Bedroom	0.6	2.7	22	22
		W36-U	Bedroom	2.1			
Fourth	R28	W37-L	Bedroom	1.2	5.8	58	25
		W37-U	Bedroom	4.6			
Fourth	R29	W38-L	LKD	0.3	6.0	76	27
		W38-U	LKD	1.3			
		W39-L	LKD	0.5			
		W39-U	LKD	2.0			
		W40-L	LKD	0.4			
		W40-U	LKD	1.3			
		W41-L	LKD	0.1			
		W41-U	LKD	0.1			
Fourth	R30	W42-L	Bedroom	0.2	0.5	N/R	N/R
		W42-U	Bedroom	0.3			
Fourth	R31	W43-L	Bedroom	0.6	2.1	N/R	N/R
		W43-U	Bedroom	1.6			
Fourth	R32	W44-L	LKD	0.3	1.3	N/R	N/R
		W44-U	LKD	1.0			
Fourth	R33	W45-L	LKD	0.1	0.5	N/R	N/R
		W45-U	LKD	0.3			

Floor	Room ID	Window ID	Room Use	ADF	TOTAL ADF	ROOM TOTAL APSH	ROOM WINTER APSH																																																																																																																																																																																																																																																																		
Fourth	R34	W46-L	Bedroom	0.2	0.9	10	3																																																																																																																																																																																																																																																																		
		W46-U	Bedroom	0.7				Fourth	R35	W47-L	Bedroom	0.2	0.4	3	0	W47-U	Bedroom	0.3	Fourth	R36	W48-L	LKD	0.3	1.4	14	6	W48-U	LKD	1.0	Fourth	R37	W49-L	Bedroom	0.9	3.9	11	5	W49-U	Bedroom	2.9	Fourth	R38	W50-L	Bedroom	0.3	1.1	2	0	W50-U	Bedroom	0.7	Fourth	R39	W51-L	Bedroom	0.5	1.6	4	3	W51-U	Bedroom	1.1	Fourth	R40	W52-L	LKD	0.3	7.3	27	4	W52-U	LKD	1.2	W53-L	LKD	0.1	W53-U	LKD	0.7	W54-L	LKD	0.6	W54-U	LKD	3.5	W55-L	LKD	0.1	W55-U	LKD	0.7	Fourth	R41	W56-L	Bedroom	0.9	4.5	N/R	N/R	W56-U	Bedroom	3.6	Fourth	R42	W57-L	Bedroom	0.8	4.4	N/R	N/R	W57-U	Bedroom	3.6	Fifth	R1	W1-L	LKD	0.4	8.0	32	2	W1-U	LKD	1.8	W58-L	LKD	0.1	W58-U	LKD	0.7	W59-L	LKD	0.6	W59-U	LKD	3.4	W60-L	LKD	0.1	W60-U	LKD	0.8	Fifth	R2	W2-L	Bedroom	0.6	2.5	N/R	N/R	W2-U	Bedroom	1.9	Fifth	R3	W3-L	Bedroom	0.5	1.8	N/R	N/R	W3-U	Bedroom	1.3	Fifth	R4	W4-L	LKD	0.1	7.6	28	3	W4-U	LKD	0.6	W5-L	LKD	0.4	W5-U	LKD	2.2	W6-L	LKD	0.1	W6-U	LKD	0.4	W7-L	LKD	0.1	W7-U	LKD	0.5	W8-L	LKD	0.4	W8-U	LKD	2.2	W9-L	LKD	0.1	W9-U	LKD	0.4	W10-L	LKD	0.0	W10-U	LKD	0.1	Fifth	R5	W11-L	Bedroom	0.6	2.3	N/R	N/R	W11-U	Bedroom	1.6	Fifth	R6	W12-L	Bedroom	0.5	1.9	N/R	N/R	W12-U	Bedroom	1.4	Fifth	R7	W13-L	Bedroom	0.4	1.4	N/R	N/R	W13-U	Bedroom	1.0	Fifth	R8	W14-L	LKD	0.7	2.9			W14-U	LKD	2.9	W15-L	LKD	0.0							
Fourth	R35	W47-L	Bedroom	0.2	0.4	3	0																																																																																																																																																																																																																																																																		
		W47-U	Bedroom	0.3				Fourth	R36	W48-L	LKD	0.3	1.4	14	6	W48-U	LKD	1.0	Fourth	R37	W49-L	Bedroom	0.9	3.9	11	5	W49-U	Bedroom	2.9	Fourth	R38	W50-L	Bedroom	0.3	1.1	2	0	W50-U	Bedroom	0.7	Fourth	R39	W51-L	Bedroom	0.5	1.6	4	3	W51-U	Bedroom	1.1	Fourth	R40	W52-L	LKD	0.3	7.3	27	4	W52-U	LKD	1.2			W53-L	LKD	0.1				W53-U	LKD	0.7	W54-L	LKD	0.6	W54-U	LKD	3.5	W55-L	LKD	0.1	W55-U	LKD	0.7	Fourth	R41	W56-L	Bedroom	0.9	4.5	N/R	N/R	W56-U	Bedroom	3.6	Fourth	R42	W57-L	Bedroom	0.8	4.4	N/R	N/R	W57-U	Bedroom	3.6	Fifth	R1	W1-L	LKD	0.4	8.0			32	2	W1-U				LKD	1.8	W58-L	LKD	0.1	W58-U	LKD	0.7	W59-L	LKD	0.6	W59-U	LKD	3.4	W60-L	LKD	0.1	W60-U	LKD	0.8	Fifth	R2	W2-L	Bedroom	0.6	2.5	N/R	N/R	W2-U	Bedroom	1.9	Fifth	R3	W3-L	Bedroom	0.5	1.8	N/R	N/R	W3-U	Bedroom	1.3	Fifth			R4	W4-L	LKD				0.1	7.6	28	3	W4-U	LKD	0.6	W5-L	LKD	0.4	W5-U	LKD	2.2	W6-L	LKD	0.1	W6-U	LKD	0.4	W7-L	LKD	0.1	W7-U	LKD	0.5	W8-L	LKD	0.4	W8-U	LKD	2.2	W9-L	LKD	0.1	W9-U	LKD	0.4	W10-L	LKD	0.0	W10-U	LKD	0.1	Fifth	R5	W11-L	Bedroom	0.6	2.3	N/R	N/R	W11-U	Bedroom	1.6	Fifth	R6	W12-L	Bedroom	0.5	1.9	N/R	N/R	W12-U	Bedroom	1.4	Fifth	R7	W13-L	Bedroom	0.4	1.4	N/R			N/R	W13-U	Bedroom				1.0	Fifth	R8	W14-L	LKD	0.7	2.9			W14-U	LKD	2.9	W15-L
Fourth	R36	W48-L	LKD	0.3	1.4	14	6																																																																																																																																																																																																																																																																		
		W48-U	LKD	1.0				Fourth	R37	W49-L	Bedroom	0.9	3.9	11	5	W49-U	Bedroom	2.9	Fourth	R38	W50-L	Bedroom	0.3	1.1	2	0	W50-U	Bedroom	0.7	Fourth	R39	W51-L	Bedroom	0.5	1.6	4	3	W51-U	Bedroom	1.1	Fourth	R40	W52-L	LKD	0.3	7.3	27	4	W52-U	LKD	1.2			W53-L	LKD	0.1				W53-U	LKD	0.7			W54-L	LKD	0.6				W54-U	LKD	3.5	W55-L	LKD	0.1	W55-U	LKD	0.7	Fourth	R41	W56-L	Bedroom	0.9	4.5	N/R	N/R	W56-U	Bedroom	3.6	Fourth	R42	W57-L	Bedroom	0.8	4.4	N/R	N/R	W57-U	Bedroom	3.6	Fifth	R1	W1-L	LKD	0.4	8.0			32	2	W1-U						LKD				1.8	W58-L	LKD	0.1	W58-U	LKD	0.7	W59-L	LKD	0.6	W59-U	LKD	3.4	W60-L	LKD	0.1	W60-U	LKD	0.8	Fifth	R2	W2-L	Bedroom	0.6	2.5	N/R	N/R	W2-U	Bedroom	1.9	Fifth	R3	W3-L	Bedroom	0.5	1.8	N/R	N/R	W3-U	Bedroom	1.3	Fifth					R4	W4-L				LKD				0.1	7.6	28	3	W4-U	LKD	0.6	W5-L	LKD	0.4	W5-U	LKD	2.2	W6-L	LKD	0.1	W6-U	LKD	0.4	W7-L	LKD	0.1	W7-U	LKD	0.5	W8-L	LKD	0.4	W8-U	LKD	2.2	W9-L	LKD	0.1	W9-U	LKD	0.4	W10-L	LKD	0.0	W10-U	LKD	0.1	Fifth	R5	W11-L	Bedroom	0.6	2.3	N/R	N/R	W11-U	Bedroom	1.6	Fifth	R6	W12-L	Bedroom	0.5	1.9	N/R	N/R	W12-U	Bedroom	1.4	Fifth	R7	W13-L	Bedroom	0.4	1.4	N/R	N/R	W13-U	Bedroom	1.0	Fifth			R8	W14-L	LKD				0.7	2.9		
Fourth	R37	W49-L	Bedroom	0.9	3.9	11	5																																																																																																																																																																																																																																																																		
		W49-U	Bedroom	2.9				Fourth	R38	W50-L	Bedroom	0.3	1.1	2	0	W50-U	Bedroom	0.7	Fourth	R39	W51-L	Bedroom	0.5	1.6	4	3	W51-U	Bedroom	1.1	Fourth	R40	W52-L	LKD	0.3	7.3	27	4	W52-U	LKD	1.2			W53-L	LKD	0.1				W53-U	LKD	0.7			W54-L	LKD	0.6				W54-U	LKD	3.5			W55-L	LKD	0.1				W55-U	LKD	0.7	Fourth	R41	W56-L	Bedroom	0.9	4.5	N/R	N/R	W56-U	Bedroom	3.6	Fourth	R42	W57-L	Bedroom	0.8	4.4	N/R	N/R	W57-U	Bedroom	3.6	Fifth	R1	W1-L	LKD	0.4	8.0			32	2	W1-U						LKD						1.8				W58-L	LKD	0.1	W58-U	LKD	0.7	W59-L	LKD	0.6	W59-U	LKD	3.4	W60-L	LKD	0.1	W60-U	LKD	0.8	Fifth	R2	W2-L	Bedroom	0.6	2.5	N/R	N/R	W2-U	Bedroom	1.9	Fifth	R3	W3-L	Bedroom	0.5	1.8	N/R	N/R	W3-U	Bedroom	1.3	Fifth							R4				W4-L				LKD				0.1	7.6	28	3	W4-U	LKD	0.6	W5-L	LKD	0.4	W5-U	LKD	2.2	W6-L	LKD	0.1	W6-U	LKD	0.4	W7-L	LKD	0.1	W7-U	LKD	0.5	W8-L	LKD	0.4	W8-U	LKD	2.2	W9-L	LKD	0.1	W9-U	LKD	0.4	W10-L	LKD	0.0	W10-U	LKD	0.1	Fifth	R5	W11-L	Bedroom	0.6	2.3	N/R	N/R	W11-U	Bedroom	1.6	Fifth	R6	W12-L	Bedroom	0.5	1.9	N/R	N/R	W12-U	Bedroom	1.4	Fifth	R7	W13-L	Bedroom	0.4	1.4	N/R		N/R	W13-U		Bedroom	1.0	Fifth	R8	W14-L	LKD			
Fourth	R38	W50-L	Bedroom	0.3	1.1	2	0																																																																																																																																																																																																																																																																		
		W50-U	Bedroom	0.7				Fourth	R39	W51-L	Bedroom	0.5	1.6	4	3	W51-U	Bedroom	1.1	Fourth	R40	W52-L	LKD	0.3	7.3	27	4	W52-U	LKD	1.2			W53-L	LKD	0.1				W53-U	LKD	0.7			W54-L	LKD	0.6				W54-U	LKD	3.5			W55-L	LKD	0.1				W55-U	LKD	0.7	Fourth	R41	W56-L	Bedroom	0.9	4.5	N/R	N/R	W56-U	Bedroom	3.6	Fourth	R42	W57-L	Bedroom	0.8	4.4	N/R	N/R	W57-U	Bedroom	3.6	Fifth	R1	W1-L	LKD	0.4	8.0	32	2	W1-U	LKD	1.8			W58-L	LKD	0.1						W58-U						LKD		0.7	W59-L			LKD	0.6	W59-U	LKD	3.4	W60-L	LKD	0.1	W60-U	LKD	0.8	Fifth	R2	W2-L	Bedroom	0.6	2.5	N/R	N/R	W2-U	Bedroom	1.9	Fifth	R3	W3-L	Bedroom	0.5	1.8	N/R	N/R	W3-U	Bedroom	1.3	Fifth	R4	W4-L	LKD	0.1	7.6	28	3	W4-U	LKD	0.6												W5-L				LKD				0.4				W5-U	LKD	2.2	W6-L	LKD	0.1	W6-U	LKD	0.4	W7-L	LKD	0.1	W7-U	LKD	0.5	W8-L	LKD	0.4	W8-U	LKD	2.2	W9-L	LKD	0.1	W9-U	LKD	0.4	W10-L	LKD	0.0	W10-U	LKD	0.1	Fifth	R5	W11-L	Bedroom	0.6	2.3	N/R	N/R	W11-U	Bedroom	1.6	Fifth	R6	W12-L	Bedroom	0.5	1.9	N/R	N/R	W12-U	Bedroom	1.4	Fifth	R7	W13-L	Bedroom	0.4	1.4	N/R	N/R	W13-U	Bedroom	1.0	Fifth	R8	W14-L	LKD	0.7	2.9					W14-U	LKD	2.9	W15-L	LKD
Fourth	R39	W51-L	Bedroom	0.5	1.6	4	3																																																																																																																																																																																																																																																																		
		W51-U	Bedroom	1.1				Fourth	R40	W52-L	LKD	0.3	7.3	27	4	W52-U	LKD	1.2			W53-L	LKD	0.1				W53-U	LKD	0.7			W54-L	LKD	0.6				W54-U	LKD	3.5			W55-L	LKD	0.1				W55-U	LKD	0.7	Fourth	R41	W56-L	Bedroom	0.9	4.5	N/R	N/R	W56-U	Bedroom	3.6	Fourth	R42	W57-L	Bedroom	0.8	4.4	N/R	N/R	W57-U	Bedroom	3.6	Fifth	R1	W1-L	LKD	0.4	8.0	32	2	W1-U	LKD	1.8			W58-L	LKD	0.1				W58-U	LKD	0.7			W59-L	LKD	0.6						W59-U		LKD	3.4			W60-L	LKD	0.1	W60-U	LKD	0.8	Fifth	R2	W2-L	Bedroom	0.6	2.5	N/R	N/R	W2-U	Bedroom	1.9	Fifth	R3	W3-L	Bedroom	0.5	1.8	N/R	N/R	W3-U	Bedroom	1.3	Fifth	R4	W4-L	LKD	0.1	7.6	28	3	W4-U	LKD	0.6			W5-L	LKD	0.4				W5-U	LKD	2.2												W6-L				LKD				0.1				W6-U	LKD	0.4	W7-L	LKD	0.1	W7-U	LKD	0.5	W8-L	LKD	0.4	W8-U	LKD	2.2	W9-L	LKD	0.1	W9-U	LKD	0.4	W10-L	LKD	0.0	W10-U	LKD	0.1	Fifth	R5	W11-L	Bedroom	0.6	2.3	N/R	N/R	W11-U	Bedroom	1.6	Fifth	R6	W12-L	Bedroom	0.5	1.9	N/R	N/R	W12-U	Bedroom	1.4	Fifth	R7	W13-L	Bedroom	0.4	1.4	N/R	N/R	W13-U	Bedroom	1.0	Fifth	R8	W14-L	LKD	0.7	2.9					W14-U				LKD	2.9	W15-L	LKD	0.0		
Fourth	R40	W52-L	LKD	0.3	7.3	27	4																																																																																																																																																																																																																																																																		
		W52-U	LKD	1.2																																																																																																																																																																																																																																																																					
		W53-L	LKD	0.1																																																																																																																																																																																																																																																																					
		W53-U	LKD	0.7																																																																																																																																																																																																																																																																					
		W54-L	LKD	0.6																																																																																																																																																																																																																																																																					
		W54-U	LKD	3.5																																																																																																																																																																																																																																																																					
		W55-L	LKD	0.1																																																																																																																																																																																																																																																																					
		W55-U	LKD	0.7																																																																																																																																																																																																																																																																					
Fourth	R41	W56-L	Bedroom	0.9	4.5	N/R	N/R																																																																																																																																																																																																																																																																		
		W56-U	Bedroom	3.6				Fourth	R42	W57-L	Bedroom	0.8	4.4	N/R	N/R	W57-U	Bedroom	3.6	Fifth	R1	W1-L	LKD	0.4	8.0	32	2	W1-U	LKD	1.8	W58-L	LKD	0.1	W58-U	LKD	0.7	W59-L	LKD	0.6	W59-U	LKD	3.4	W60-L	LKD	0.1	W60-U	LKD	0.8	Fifth	R2	W2-L	Bedroom	0.6	2.5	N/R	N/R	W2-U	Bedroom	1.9	Fifth	R3	W3-L	Bedroom	0.5	1.8	N/R	N/R	W3-U	Bedroom	1.3	Fifth	R4	W4-L	LKD	0.1	7.6	28	3	W4-U	LKD	0.6	W5-L	LKD	0.4	W5-U	LKD	2.2	W6-L	LKD	0.1	W6-U	LKD	0.4	W7-L	LKD	0.1	W7-U	LKD	0.5	W8-L	LKD	0.4	W8-U	LKD	2.2	W9-L	LKD	0.1	W9-U	LKD	0.4	W10-L	LKD	0.0	W10-U	LKD	0.1	Fifth	R5	W11-L	Bedroom	0.6	2.3	N/R	N/R	W11-U	Bedroom	1.6	Fifth	R6	W12-L	Bedroom	0.5	1.9	N/R	N/R	W12-U	Bedroom	1.4	Fifth			R7	W13-L	Bedroom				0.4	1.4	N/R			N/R	W13-U	Bedroom				1.0	Fifth	R8	W14-L	LKD	0.7	2.9			W14-U	LKD	2.9	W15-L	LKD	0.0																																																																																												
Fourth	R42	W57-L	Bedroom	0.8	4.4	N/R	N/R																																																																																																																																																																																																																																																																		
		W57-U	Bedroom	3.6				Fifth	R1	W1-L	LKD	0.4	8.0	32	2	W1-U	LKD	1.8			W58-L	LKD	0.1				W58-U	LKD	0.7	W59-L	LKD	0.6	W59-U	LKD	3.4	W60-L	LKD	0.1	W60-U	LKD	0.8	Fifth	R2	W2-L	Bedroom	0.6	2.5	N/R	N/R	W2-U	Bedroom	1.9	Fifth	R3	W3-L	Bedroom	0.5	1.8	N/R	N/R	W3-U	Bedroom	1.3	Fifth	R4	W4-L	LKD	0.1	7.6			28	3	W4-U				LKD	0.6	W5-L	LKD	0.4	W5-U	LKD	2.2	W6-L	LKD	0.1	W6-U	LKD	0.4	W7-L	LKD	0.1	W7-U	LKD	0.5	W8-L	LKD	0.4	W8-U	LKD	2.2	W9-L	LKD	0.1	W9-U	LKD	0.4	W10-L	LKD	0.0	W10-U	LKD	0.1	Fifth	R5	W11-L	Bedroom	0.6	2.3	N/R	N/R	W11-U	Bedroom	1.6	Fifth	R6	W12-L	Bedroom	0.5	1.9	N/R	N/R	W12-U	Bedroom	1.4	Fifth	R7			W13-L	Bedroom	0.4				1.4	N/R	N/R	W13-U	Bedroom	1.0	Fifth	R8	W14-L	LKD	0.7	2.9					W14-U				LKD	2.9	W15-L	LKD	0.0																																																																																													
Fifth	R1	W1-L	LKD	0.4	8.0	32	2																																																																																																																																																																																																																																																																		
		W1-U	LKD	1.8																																																																																																																																																																																																																																																																					
		W58-L	LKD	0.1																																																																																																																																																																																																																																																																					
		W58-U	LKD	0.7																																																																																																																																																																																																																																																																					
		W59-L	LKD	0.6																																																																																																																																																																																																																																																																					
		W59-U	LKD	3.4																																																																																																																																																																																																																																																																					
		W60-L	LKD	0.1																																																																																																																																																																																																																																																																					
		W60-U	LKD	0.8																																																																																																																																																																																																																																																																					
Fifth	R2	W2-L	Bedroom	0.6	2.5	N/R	N/R																																																																																																																																																																																																																																																																		
		W2-U	Bedroom	1.9				Fifth	R3	W3-L	Bedroom	0.5	1.8	N/R	N/R	W3-U	Bedroom	1.3	Fifth	R4	W4-L	LKD	0.1	7.6	28	3	W4-U	LKD	0.6	W5-L	LKD	0.4	W5-U	LKD	2.2	W6-L	LKD	0.1	W6-U	LKD	0.4	W7-L	LKD	0.1	W7-U	LKD	0.5	W8-L	LKD	0.4	W8-U	LKD	2.2	W9-L	LKD	0.1	W9-U	LKD	0.4	W10-L	LKD	0.0	W10-U			LKD	0.1	Fifth						R5				W11-L	Bedroom	0.6	2.3	N/R	N/R	W11-U	Bedroom	1.6	Fifth	R6	W12-L	Bedroom	0.5	1.9	N/R	N/R	W12-U	Bedroom	1.4	Fifth	R7	W13-L	Bedroom	0.4	1.4	N/R	N/R	W13-U	Bedroom	1.0	Fifth	R8	W14-L	LKD	0.7	2.9			W14-U	LKD	2.9	W15-L	LKD	0.0																																																																																																																																															
Fifth	R3	W3-L	Bedroom	0.5	1.8	N/R	N/R																																																																																																																																																																																																																																																																		
		W3-U	Bedroom	1.3				Fifth	R4	W4-L	LKD	0.1	7.6	28	3	W4-U	LKD	0.6			W5-L	LKD	0.4				W5-U	LKD	2.2	W6-L	LKD	0.1	W6-U	LKD	0.4	W7-L	LKD	0.1	W7-U	LKD	0.5	W8-L	LKD	0.4	W8-U	LKD	2.2	W9-L	LKD	0.1	W9-U	LKD	0.4	W10-L	LKD	0.0	W10-U	LKD	0.1	Fifth	R5	W11-L	Bedroom			0.6	2.3	N/R		N/R	W11-U			Bedroom	1.6	Fifth	R6	W12-L	Bedroom	0.5	1.9	N/R	N/R	W12-U	Bedroom	1.4	Fifth	R7	W13-L	Bedroom	0.4	1.4	N/R	N/R	W13-U	Bedroom	1.0	Fifth	R8	W14-L	LKD	0.7	2.9			W14-U	LKD	2.9			W15-L	LKD	0.0																																																																																																																																																								
Fifth	R4	W4-L	LKD	0.1	7.6	28	3																																																																																																																																																																																																																																																																		
		W4-U	LKD	0.6																																																																																																																																																																																																																																																																					
		W5-L	LKD	0.4																																																																																																																																																																																																																																																																					
		W5-U	LKD	2.2																																																																																																																																																																																																																																																																					
		W6-L	LKD	0.1																																																																																																																																																																																																																																																																					
		W6-U	LKD	0.4																																																																																																																																																																																																																																																																					
		W7-L	LKD	0.1																																																																																																																																																																																																																																																																					
		W7-U	LKD	0.5																																																																																																																																																																																																																																																																					
		W8-L	LKD	0.4																																																																																																																																																																																																																																																																					
		W8-U	LKD	2.2																																																																																																																																																																																																																																																																					
		W9-L	LKD	0.1																																																																																																																																																																																																																																																																					
		W9-U	LKD	0.4																																																																																																																																																																																																																																																																					
		W10-L	LKD	0.0																																																																																																																																																																																																																																																																					
W10-U	LKD	0.1																																																																																																																																																																																																																																																																							
Fifth	R5	W11-L	Bedroom	0.6	2.3	N/R	N/R																																																																																																																																																																																																																																																																		
		W11-U	Bedroom	1.6				Fifth	R6	W12-L	Bedroom	0.5	1.9	N/R	N/R	W12-U	Bedroom	1.4	Fifth	R7	W13-L	Bedroom	0.4	1.4	N/R	N/R	W13-U	Bedroom	1.0	Fifth	R8	W14-L	LKD	0.7	2.9			W14-U	LKD	2.9	W15-L	LKD	0.0																																																																																																																																																																																																																														
Fifth	R6	W12-L	Bedroom	0.5	1.9	N/R	N/R																																																																																																																																																																																																																																																																		
		W12-U	Bedroom	1.4				Fifth	R7	W13-L	Bedroom	0.4	1.4	N/R	N/R	W13-U	Bedroom	1.0	Fifth	R8	W14-L	LKD	0.7	2.9			W14-U	LKD	2.9			W15-L	LKD	0.0																																																																																																																																																																																																																																							
Fifth	R7	W13-L	Bedroom	0.4	1.4	N/R	N/R																																																																																																																																																																																																																																																																		
		W13-U	Bedroom	1.0				Fifth	R8	W14-L	LKD	0.7	2.9			W14-U	LKD	2.9			W15-L	LKD	0.0																																																																																																																																																																																																																																																		
Fifth	R8	W14-L	LKD	0.7	2.9																																																																																																																																																																																																																																																																				
		W14-U	LKD	2.9																																																																																																																																																																																																																																																																					
		W15-L	LKD	0.0																																																																																																																																																																																																																																																																					

Floor	Room ID	Window ID	Room Use	ADF	TOTAL ADF	ROOM TOTAL APSH	ROOM WINTER APSH
		W15-U	LKD	0.0	3.6	6	0
Fifth	R9	W16-L W16-U	Bedroom Bedroom	0.2 0.4	0.6	N/R	N/R
Fifth	R10	W17-L W17-U	Bedroom Bedroom	0.1 0.3	0.4	N/R	N/R
Fifth	R11	W18-L W18-U	LKD LKD	0.4 1.2	1.6	N/R	N/R
Fifth	R12	W19-L W19-U	Bedroom Bedroom	0.4 1.4	1.8	N/R	N/R
Fifth	R13	W20-L W20-U	Bedroom Bedroom	0.3 1.0	1.4	N/R	N/R
Fifth	R14	W21-L W21-U	Bedroom Bedroom	0.3 1.1	1.4	N/R	N/R
Fifth	R15	W22-L W22-U W23-L W23-U	LKD LKD LKD LKD	0.8 2.8 0.5 2.2	6.3	N/R	N/R
Fifth	R16	W24-L W24-U	Bedroom Bedroom	1.0 5.7	6.7	N/R	N/R
Fifth	R17	W25-L W25-U W26-L W26-U	Bedroom Bedroom Bedroom Bedroom	0.5 1.9 0.7 3.0	6.1	73	27
Fifth	R18	W27-L W27-U	Bedroom Bedroom	0.4 1.4	1.8	16	16
Fifth	R19	W28-L W28-U	LKD LKD	0.7 2.7	3.4	66	26
Fifth	R20	W29-L W29-U	Bedroom Bedroom	0.7 2.3	3.0	21	21
Fifth	R21	W30-L W30-U	Bedroom Bedroom	0.6 2.0	2.6	22	22
Fifth	R22	W31-L W31-U	LKD LKD	0.7 4.1	4.9	79	30
Fifth	R23	W32-L W32-U	Bedroom Bedroom	0.7 2.4	3.2	21	21
Fifth	R24	W33-L W33-U	Bedroom Bedroom	0.6 2.0	2.6	22	22
Fifth	R25	W34-L W34-U	LKD LKD	0.7 4.1	4.8	79	30
Fifth	R26	W35-L W35-U	Bedroom Bedroom	0.7 2.4	3.2	21	21
Fifth	R27	W36-L W36-U	Bedroom Bedroom	0.6 2.0	2.6	22	22
Fifth	R28	W37-L W37-U	Bedroom Bedroom	1.3 5.1	6.4	66	26
Fifth	R29	W38-L W38-U W39-L W39-U W40-L W40-U W41-L W41-U	LKD LKD LKD LKD LKD LKD LKD LKD	0.3 1.3 0.6 2.3 0.4 1.7 0.1 0.1	6.7	78	27
Fifth	R30	W42-L	Bedroom	0.2			

Floor	Room ID	Window ID	Room Use	ADF	TOTAL ADF	ROOM TOTAL APSH	ROOM WINTER APSH
		W42-U	Bedroom	0.3	0.5	N/R	N/R
Fifth	R31	W43-L W43-U	Bedroom Bedroom	0.6 1.7	2.3	N/R	N/R
Fifth	R32	W44-L W44-U	LKD LKD	0.3 1.0	1.4	N/R	N/R
Fifth	R33	W45-L W45-U	LKD LKD	0.1 0.3	0.5	N/R	N/R
Fifth	R34	W46-L W46-U	Bedroom Bedroom	0.3 0.7	1.0	8	3
Fifth	R35	W47-L W47-U	Bedroom Bedroom	0.2 0.3	0.5	4	0
Fifth	R36	W48-L W48-U	LKD LKD	0.4 1.1	1.5	16	8
Fifth	R37	W49-L W49-U	Bedroom Bedroom	1.0 3.1	4.2	13	5
Fifth	R38	W50-L W50-U	Bedroom Bedroom	0.4 0.7	1.1	5	0
Fifth	R39	W51-L W51-U	Bedroom Bedroom	0.5 1.1	1.6	6	2
Fifth	R40	W52-L W52-U W53-L W53-U W54-L W54-U W55-L W55-U	LKD LKD LKD LKD LKD LKD LKD LKD	0.4 1.5 0.1 0.7 0.6 3.4 0.1 0.7	7.6	35	4
Fifth	R41	W56-L W56-U	Bedroom Bedroom	0.8 3.6	4.4	N/R	N/R
Fifth	R42	W57-L W57-U	Bedroom Bedroom	0.8 3.6	4.4	N/R	N/R
Sixth	R1	W1-L W1-U W2-L W2-U	LKD LKD LKD LKD	0.5 2.3 0.5 2.1	5.4	N/R	N/R
Sixth	R2	W3-L W3-U	Bedroom Bedroom	0.9 3.9	4.8	N/R	N/R
Sixth	R3	W4-L W4-U	Bedroom Bedroom	0.7 3.1	3.9	N/R	N/R
Sixth	R4	W5-L W5-U W6-L W6-U W7-L W7-U	LKD LKD LKD LKD LKD LKD	0.4 1.5 0.4 2.1 0.1 0.2	4.6	23	3
Sixth	R5	W8-L W8-U	Bedroom Bedroom	0.7 2.3	3.0	N/R	N/R
Sixth	R6	W9-L W9-U	Bedroom Bedroom	0.6 1.8	2.4	N/R	N/R
Sixth	R7	W10-L W10-U	Bedroom Bedroom	0.4 1.3	1.7	N/R	N/R
Sixth	R8	W11-L W11-U	LKD LKD	0.4 1.7	2.1	N/R	N/R
Sixth	R9	W12-L W12-U	Bedroom Bedroom	0.3 1.1	1.3	N/R	N/R

Floor	Room ID	Window ID	Room Use	ADF	TOTAL ADF	ROOM TOTAL APSH	ROOM WINTER APSH
Sixth	R10	W13-L	Bedroom	0.2	1.0	N/R	N/R
		W13-U	Bedroom	0.8			
Sixth	R11	W14-L	Bedroom	0.8	3.9	N/R	N/R
		W14-U	Bedroom	3.1			
Sixth	R12	W15-L	Bedroom	0.7	3.3	N/R	N/R
		W15-U	Bedroom	2.6			
Sixth	R13	W16-L	Bedroom	0.3	1.4	N/R	N/R
		W16-U	Bedroom	1.1			
Sixth	R14	W17-L	Bedroom	0.4	1.8	N/R	N/R
		W17-U	Bedroom	1.4			
Sixth	R15	W18-L	LKD	0.4	3.5	N/R	N/R
		W18-U	LKD	1.6			
		W19-L	LKD	0.3			
		W19-U	LKD	1.2			
Sixth	R16	W20-L	Bedroom	0.7	4.9	N/R	N/R
		W20-U	Bedroom	4.2			
Sixth	R17	W21-L	LKD	0.4	5.8	73	27
		W21-U	LKD	1.6			
		W22-L	LKD	0.6			
		W22-U	LKD	2.3			
		W23-L	LKD	0.2			
		W23-U	LKD	0.7			
Sixth	R18	W24-L	LKD	0.6	3.0	66	26
		W24-U	LKD	2.4			
Sixth	R19	W25-L	Bedroom	1.0	5.1	48	21
		W25-U	Bedroom	4.1			
Sixth	R20	W26-L	Bedroom	0.8	4.0	49	22
		W26-U	Bedroom	3.3			
Sixth	R21	W27-L	LKD	0.6	3.8	71	28
		W27-U	LKD	3.3			
Sixth	R22	W28-L	Bedroom	0.7	3.2	21	21
		W28-U	Bedroom	2.5			
Sixth	R23	W29-L	Bedroom	0.7	3.0	22	22
		W29-U	Bedroom	2.4			
Sixth	R24	W30-L	LKD	0.6	3.8	71	28
		W30-U	LKD	3.3			
Sixth	R25	W31-L	Bedroom	0.7	3.2	21	21
		W31-U	Bedroom	2.5			
Sixth	R26	W32-L	Bedroom	0.7	2.9	22	22
		W32-U	Bedroom	2.2			
Sixth	R27	W33-L	LKD	0.5	3.8	66	26
		W33-U	LKD	2.0			
		W34-L	LKD	0.3			
		W34-U	LKD	1.1			
Sixth	R28	W35-L	Bedroom	0.9	9.5	79	28
		W35-U	Bedroom	3.7			
		W36-L	Bedroom	0.7			
		W36-U	Bedroom	3.1			
		W37-L	Bedroom	0.2			
		W37-U	Bedroom	0.8			
Sixth	R29	W38-L	Bedroom	0.3	1.6	N/R	N/R
		W38-U	Bedroom	1.3			
Sixth	R30	W39-L	Bedroom	0.9	4.2	N/R	N/R
		W39-U	Bedroom	3.3			

Floor	Room ID	Window ID	Room Use	ADF	TOTAL ADF	ROOM TOTAL APSH	ROOM WINTER APSH																																																																																																																																																																																																																																																																																	
Sixth	R31	W40-L	LKD	0.4	1.9	N/R	N/R																																																																																																																																																																																																																																																																																	
		W40-U	LKD	1.5				Sixth	R32	W41-L	LKD	0.2	0.8	N/R	N/R	W41-U	LKD	0.6	Sixth	R33	W42-L	Bedroom	0.3	1.3	13	3	W42-U	Bedroom	1.0	Sixth	R34	W43-L	Bedroom	0.3	1.4	14	3	W43-U	Bedroom	1.1	Sixth	R35	W44-L	Bedroom	0.3	1.3	12	3	W44-U	Bedroom	1.0	Sixth	R36	W45-L	LKD	0.5	2.4	26	8	W45-U	LKD	1.9	Sixth	R37	W46-L	Bedroom	1.3	6.0	26	8	W46-U	Bedroom	4.7	Sixth	R38	W47-L	Bedroom	0.7	3.5	27	1	W47-U	Bedroom	2.8	Sixth	R39	W48-L	Bedroom	0.8	4.3	33	5	W48-U	Bedroom	3.5	Sixth	R40	W49-L	LKD	0.5	5.1	38	7	W49-U	LKD	1.9	W50-L	LKD	0.5	W50-U	LKD	2.3	Sixth	R41	W51-L	Bedroom	0.9	4.6	N/R	N/R	W51-U	Bedroom	3.7	Sixth	R42	W52-L	Bedroom	0.9	4.6	N/R	N/R	W52-U	Bedroom	3.7	Seventh	R1	W1-L	Bedroom	0.2	4.6	N/R	N/R	W1-U	Bedroom	1.1	W2-L	Bedroom	0.6	W2-U	Bedroom	2.7	Seventh	R2	W3-L	Bedroom	0.5	2.8	N/R	N/R	W3-U	Bedroom	2.3	Seventh	R3	W4-L	Bedroom	0.3	3.7	N/R	N/R	W4-U	Bedroom	1.5	W5-L	Bedroom	0.3	W5-U	Bedroom	1.5	Seventh	R4	W6-L	Bedroom	0.4	4.5	N/R	N/R	W6-U	Bedroom	1.8	W7-L	Bedroom	0.4	W7-U	Bedroom	1.8	Seventh	R5	W8-L	Bedroom	0.5	2.6	N/R	N/R	W8-U	Bedroom	2.2	Seventh	R6	W9-L	LKD	0.2	2.3	N/R	N/R	W9-U	LKD	0.9	W10-L	LKD	0.2	W10-U	LKD	0.9	Seventh	R7	W11-L	LKD	0.3	1.9	N/R	N/R	W11-U	LKD	1.5	Seventh	R8	W12-L	Bedroom	0.3	1.7	N/R	N/R	W12-U	Bedroom	1.4	Seventh	R9	W13-L	Bedroom	0.2	1.1	N/R	N/R	W13-U	Bedroom	0.9	Seventh	R10	W14-L	Bedroom	0.3	1.3	N/R	N/R	W14-U	Bedroom	1.3	W15-L	Bedroom	0.3									
Sixth	R32	W41-L	LKD	0.2	0.8	N/R	N/R																																																																																																																																																																																																																																																																																	
		W41-U	LKD	0.6				Sixth	R33	W42-L	Bedroom	0.3	1.3	13	3	W42-U	Bedroom	1.0	Sixth	R34	W43-L	Bedroom	0.3	1.4	14	3	W43-U	Bedroom	1.1	Sixth	R35	W44-L	Bedroom	0.3	1.3	12	3	W44-U	Bedroom	1.0	Sixth	R36	W45-L	LKD	0.5	2.4	26	8	W45-U	LKD	1.9	Sixth	R37	W46-L	Bedroom	1.3	6.0	26	8	W46-U	Bedroom	4.7	Sixth	R38	W47-L	Bedroom	0.7	3.5	27	1	W47-U	Bedroom	2.8	Sixth	R39	W48-L	Bedroom	0.8	4.3	33	5	W48-U	Bedroom	3.5	Sixth	R40	W49-L	LKD	0.5	5.1	38	7	W49-U	LKD	1.9			W50-L	LKD	0.5				W50-U	LKD	2.3	Sixth	R41	W51-L	Bedroom	0.9	4.6	N/R	N/R	W51-U	Bedroom	3.7	Sixth	R42	W52-L	Bedroom	0.9	4.6	N/R	N/R	W52-U	Bedroom	3.7	Seventh	R1	W1-L	Bedroom	0.2	4.6			N/R	N/R	W1-U				Bedroom	1.1	W2-L	Bedroom	0.6	W2-U	Bedroom	2.7	Seventh	R2	W3-L	Bedroom	0.5	2.8	N/R	N/R	W3-U	Bedroom	2.3	Seventh			R3	W4-L	Bedroom				0.3	3.7	N/R	N/R	W4-U	Bedroom	1.5	W5-L	Bedroom			0.3	W5-U	Bedroom				1.5	Seventh	R4	W6-L	Bedroom	0.4	4.5	N/R	N/R	W6-U	Bedroom	1.8	W7-L	Bedroom	0.4	W7-U	Bedroom	1.8	Seventh	R5			W8-L	Bedroom	0.5				2.6	N/R	N/R	W8-U	Bedroom	2.2	Seventh	R6	W9-L	LKD	0.2	2.3	N/R	N/R	W9-U	LKD	0.9	W10-L	LKD	0.2	W10-U	LKD	0.9	Seventh	R7	W11-L	LKD	0.3	1.9	N/R	N/R	W11-U	LKD	1.5	Seventh	R8	W12-L	Bedroom	0.3	1.7	N/R	N/R			W12-U	Bedroom	1.4				Seventh	R9	W13-L	Bedroom	0.2	1.1	N/R	N/R	W13-U	Bedroom	0.9	Seventh	R10	W14-L	Bedroom
Sixth	R33	W42-L	Bedroom	0.3	1.3	13	3																																																																																																																																																																																																																																																																																	
		W42-U	Bedroom	1.0				Sixth	R34	W43-L	Bedroom	0.3	1.4	14	3	W43-U	Bedroom	1.1	Sixth	R35	W44-L	Bedroom	0.3	1.3	12	3	W44-U	Bedroom	1.0	Sixth	R36	W45-L	LKD	0.5	2.4	26	8	W45-U	LKD	1.9	Sixth	R37	W46-L	Bedroom	1.3	6.0	26	8	W46-U	Bedroom	4.7	Sixth	R38	W47-L	Bedroom	0.7	3.5	27	1	W47-U	Bedroom	2.8	Sixth	R39	W48-L	Bedroom	0.8	4.3	33	5	W48-U	Bedroom	3.5	Sixth	R40	W49-L	LKD	0.5	5.1	38	7	W49-U	LKD	1.9			W50-L	LKD	0.5				W50-U	LKD	2.3	Sixth	R41	W51-L	Bedroom	0.9	4.6	N/R	N/R	W51-U	Bedroom	3.7	Sixth	R42	W52-L	Bedroom	0.9	4.6	N/R	N/R	W52-U	Bedroom	3.7	Seventh	R1	W1-L	Bedroom	0.2	4.6	N/R	N/R	W1-U	Bedroom	1.1			W2-L	Bedroom	0.6		W2-U	Bedroom			2.7	Seventh	R2	W3-L	Bedroom	0.5	2.8	N/R	N/R	W3-U	Bedroom	2.3	Seventh	R3	W4-L	Bedroom	0.3	3.7	N/R	N/R	W4-U	Bedroom	1.5		W5-L	Bedroom		0.3	W5-U	Bedroom	1.5	Seventh	R4				W6-L	Bedroom	0.4	4.5	N/R	N/R	W6-U	Bedroom	1.8	W7-L	Bedroom	0.4	W7-U	Bedroom			1.8	Seventh	R5				W8-L	Bedroom	0.5	2.6	N/R	N/R	W8-U	Bedroom	2.2	Seventh	R6	W9-L	LKD	0.2	2.3	N/R	N/R	W9-U	LKD	0.9	W10-L	LKD	0.2	W10-U	LKD			0.9	Seventh	R7				W11-L	LKD	0.3	1.9	N/R	N/R	W11-U	LKD	1.5	Seventh	R8	W12-L	Bedroom	0.3	1.7	N/R	N/R	W12-U	Bedroom	1.4	Seventh	R9	W13-L	Bedroom	0.2	1.1	N/R	N/R	W13-U	Bedroom	0.9	Seventh	R10	W14-L	Bedroom	0.3	1.3	N/R	N/R	W14-U	Bedroom	1.3	W15-L	Bedroom	0.3						
Sixth	R34	W43-L	Bedroom	0.3	1.4	14	3																																																																																																																																																																																																																																																																																	
		W43-U	Bedroom	1.1				Sixth	R35	W44-L	Bedroom	0.3	1.3	12	3	W44-U	Bedroom	1.0	Sixth	R36	W45-L	LKD	0.5	2.4	26	8	W45-U	LKD	1.9	Sixth	R37	W46-L	Bedroom	1.3	6.0	26	8	W46-U	Bedroom	4.7	Sixth	R38	W47-L	Bedroom	0.7	3.5	27	1	W47-U	Bedroom	2.8	Sixth	R39	W48-L	Bedroom	0.8	4.3	33	5	W48-U	Bedroom	3.5	Sixth	R40	W49-L	LKD	0.5	5.1	38	7	W49-U	LKD	1.9			W50-L	LKD	0.5				W50-U	LKD	2.3	Sixth	R41	W51-L	Bedroom	0.9	4.6	N/R	N/R	W51-U	Bedroom	3.7	Sixth	R42	W52-L	Bedroom	0.9	4.6	N/R	N/R	W52-U	Bedroom	3.7	Seventh	R1	W1-L	Bedroom	0.2	4.6	N/R	N/R	W1-U	Bedroom	1.1			W2-L	Bedroom	0.6				W2-U	Bedroom	2.7	Seventh	R2	W3-L	Bedroom	0.5	2.8	N/R	N/R	W3-U	Bedroom	2.3	Seventh	R3	W4-L	Bedroom	0.3	3.7	N/R	N/R	W4-U	Bedroom	1.5			W5-L	Bedroom	0.3				W5-U	Bedroom	1.5	Seventh	R4	W6-L	Bedroom	0.4	4.5	N/R	N/R			W6-U	Bedroom	1.8	W7-L	Bedroom	0.4				W7-U	Bedroom	1.8	Seventh	R5	W8-L	Bedroom	0.5	2.6	N/R	N/R	W8-U	Bedroom	2.2	Seventh	R6	W9-L	LKD	0.2	2.3	N/R	N/R	W9-U	LKD	0.9			W10-L	LKD	0.2				W10-U	LKD	0.9	Seventh	R7	W11-L	LKD	0.3	1.9	N/R	N/R	W11-U	LKD	1.5	Seventh	R8	W12-L	Bedroom	0.3	1.7	N/R	N/R	W12-U	Bedroom	1.4	Seventh	R9	W13-L	Bedroom	0.2	1.1	N/R	N/R	W13-U	Bedroom	0.9	Seventh	R10	W14-L	Bedroom	0.3	1.3	N/R	N/R	W14-U	Bedroom	1.3			W15-L	Bedroom	0.3															
Sixth	R35	W44-L	Bedroom	0.3	1.3	12	3																																																																																																																																																																																																																																																																																	
		W44-U	Bedroom	1.0				Sixth	R36	W45-L	LKD	0.5	2.4	26	8	W45-U	LKD	1.9	Sixth	R37	W46-L	Bedroom	1.3	6.0	26	8	W46-U	Bedroom	4.7	Sixth	R38	W47-L	Bedroom	0.7	3.5	27	1	W47-U	Bedroom	2.8	Sixth	R39	W48-L	Bedroom	0.8	4.3	33	5	W48-U	Bedroom	3.5	Sixth	R40	W49-L	LKD	0.5	5.1	38	7	W49-U	LKD	1.9			W50-L	LKD	0.5				W50-U	LKD	2.3	Sixth	R41	W51-L	Bedroom	0.9	4.6	N/R	N/R	W51-U	Bedroom	3.7	Sixth	R42	W52-L	Bedroom	0.9	4.6	N/R	N/R	W52-U	Bedroom	3.7	Seventh	R1	W1-L	Bedroom	0.2	4.6	N/R	N/R	W1-U	Bedroom	1.1			W2-L	Bedroom	0.6				W2-U	Bedroom	2.7	Seventh	R2	W3-L	Bedroom	0.5	2.8	N/R	N/R	W3-U	Bedroom	2.3	Seventh	R3	W4-L	Bedroom	0.3	3.7	N/R	N/R	W4-U	Bedroom	1.5			W5-L	Bedroom	0.3				W5-U	Bedroom	1.5	Seventh	R4	W6-L	Bedroom	0.4	4.5	N/R	N/R	W6-U	Bedroom	1.8			W7-L	Bedroom	0.4				W7-U	Bedroom	1.8	Seventh	R5	W8-L	Bedroom	0.5	2.6	N/R	N/R	W8-U	Bedroom	2.2	Seventh	R6	W9-L	LKD	0.2	2.3	N/R	N/R	W9-U	LKD	0.9			W10-L	LKD	0.2				W10-U	LKD	0.9	Seventh	R7	W11-L	LKD	0.3	1.9	N/R	N/R	W11-U	LKD	1.5	Seventh	R8	W12-L	Bedroom	0.3	1.7	N/R	N/R	W12-U	Bedroom	1.4	Seventh	R9	W13-L	Bedroom	0.2	1.1	N/R	N/R	W13-U	Bedroom	0.9	Seventh	R10	W14-L	Bedroom	0.3	1.3	N/R	N/R	W14-U	Bedroom	1.3			W15-L	Bedroom	0.3																										
Sixth	R36	W45-L	LKD	0.5	2.4	26	8																																																																																																																																																																																																																																																																																	
		W45-U	LKD	1.9				Sixth	R37	W46-L	Bedroom	1.3	6.0	26	8	W46-U	Bedroom	4.7	Sixth	R38	W47-L	Bedroom	0.7	3.5	27	1	W47-U	Bedroom	2.8	Sixth	R39	W48-L	Bedroom	0.8	4.3	33	5	W48-U	Bedroom	3.5	Sixth	R40	W49-L	LKD	0.5	5.1	38	7	W49-U	LKD	1.9			W50-L	LKD	0.5				W50-U	LKD	2.3	Sixth	R41	W51-L	Bedroom	0.9	4.6	N/R	N/R	W51-U	Bedroom	3.7	Sixth	R42	W52-L	Bedroom	0.9	4.6	N/R	N/R	W52-U	Bedroom	3.7	Seventh	R1	W1-L	Bedroom	0.2	4.6	N/R	N/R	W1-U	Bedroom	1.1			W2-L	Bedroom	0.6				W2-U	Bedroom	2.7	Seventh	R2	W3-L	Bedroom	0.5	2.8	N/R	N/R	W3-U	Bedroom	2.3	Seventh	R3	W4-L	Bedroom	0.3	3.7	N/R	N/R	W4-U	Bedroom	1.5			W5-L	Bedroom	0.3				W5-U	Bedroom	1.5	Seventh	R4	W6-L	Bedroom	0.4	4.5	N/R	N/R	W6-U	Bedroom	1.8			W7-L	Bedroom	0.4				W7-U	Bedroom	1.8	Seventh	R5	W8-L	Bedroom	0.5	2.6	N/R	N/R	W8-U	Bedroom	2.2	Seventh	R6	W9-L	LKD	0.2	2.3	N/R	N/R	W9-U	LKD	0.9			W10-L	LKD	0.2				W10-U	LKD	0.9	Seventh	R7	W11-L	LKD	0.3	1.9	N/R	N/R	W11-U	LKD	1.5	Seventh	R8	W12-L	Bedroom	0.3	1.7	N/R	N/R	W12-U	Bedroom	1.4	Seventh	R9	W13-L	Bedroom	0.2	1.1	N/R	N/R	W13-U	Bedroom	0.9	Seventh	R10	W14-L	Bedroom	0.3	1.3	N/R	N/R	W14-U	Bedroom	1.3			W15-L	Bedroom	0.3																																					
Sixth	R37	W46-L	Bedroom	1.3	6.0	26	8																																																																																																																																																																																																																																																																																	
		W46-U	Bedroom	4.7				Sixth	R38	W47-L	Bedroom	0.7	3.5	27	1	W47-U	Bedroom	2.8	Sixth	R39	W48-L	Bedroom	0.8	4.3	33	5	W48-U	Bedroom	3.5	Sixth	R40	W49-L	LKD	0.5	5.1	38	7	W49-U	LKD	1.9			W50-L	LKD	0.5				W50-U	LKD	2.3	Sixth	R41	W51-L	Bedroom	0.9	4.6	N/R	N/R	W51-U	Bedroom	3.7	Sixth	R42	W52-L	Bedroom	0.9	4.6	N/R	N/R	W52-U	Bedroom	3.7	Seventh	R1	W1-L	Bedroom	0.2	4.6	N/R	N/R	W1-U	Bedroom	1.1			W2-L	Bedroom	0.6				W2-U	Bedroom	2.7	Seventh	R2	W3-L	Bedroom	0.5	2.8	N/R	N/R	W3-U	Bedroom	2.3	Seventh	R3	W4-L	Bedroom	0.3	3.7	N/R	N/R	W4-U	Bedroom	1.5			W5-L	Bedroom	0.3				W5-U	Bedroom	1.5	Seventh	R4	W6-L	Bedroom	0.4	4.5	N/R	N/R	W6-U	Bedroom	1.8			W7-L	Bedroom	0.4				W7-U	Bedroom	1.8	Seventh	R5	W8-L	Bedroom	0.5	2.6	N/R	N/R	W8-U	Bedroom	2.2	Seventh	R6	W9-L	LKD	0.2	2.3	N/R	N/R	W9-U	LKD	0.9			W10-L	LKD	0.2				W10-U	LKD	0.9	Seventh	R7	W11-L	LKD	0.3	1.9	N/R	N/R	W11-U	LKD	1.5	Seventh	R8	W12-L	Bedroom	0.3	1.7	N/R	N/R	W12-U	Bedroom	1.4	Seventh	R9	W13-L	Bedroom	0.2	1.1	N/R	N/R	W13-U	Bedroom	0.9	Seventh	R10	W14-L	Bedroom	0.3	1.3	N/R	N/R	W14-U	Bedroom	1.3			W15-L	Bedroom	0.3																																																
Sixth	R38	W47-L	Bedroom	0.7	3.5	27	1																																																																																																																																																																																																																																																																																	
		W47-U	Bedroom	2.8				Sixth	R39	W48-L	Bedroom	0.8	4.3	33	5	W48-U	Bedroom	3.5	Sixth	R40	W49-L	LKD	0.5	5.1	38	7	W49-U	LKD	1.9			W50-L	LKD	0.5				W50-U	LKD	2.3	Sixth	R41	W51-L	Bedroom	0.9	4.6	N/R	N/R	W51-U	Bedroom	3.7	Sixth	R42	W52-L	Bedroom	0.9	4.6	N/R	N/R	W52-U	Bedroom	3.7	Seventh	R1	W1-L	Bedroom	0.2	4.6	N/R	N/R	W1-U	Bedroom	1.1			W2-L	Bedroom	0.6				W2-U	Bedroom	2.7	Seventh	R2	W3-L	Bedroom	0.5	2.8	N/R	N/R	W3-U	Bedroom	2.3	Seventh	R3	W4-L	Bedroom	0.3	3.7	N/R	N/R	W4-U	Bedroom	1.5			W5-L	Bedroom	0.3				W5-U	Bedroom	1.5	Seventh	R4	W6-L	Bedroom	0.4	4.5	N/R	N/R	W6-U	Bedroom	1.8			W7-L	Bedroom	0.4				W7-U	Bedroom	1.8	Seventh	R5	W8-L	Bedroom	0.5	2.6	N/R	N/R	W8-U	Bedroom	2.2	Seventh	R6	W9-L	LKD	0.2	2.3	N/R	N/R	W9-U	LKD	0.9			W10-L	LKD	0.2				W10-U	LKD	0.9	Seventh	R7	W11-L	LKD	0.3	1.9	N/R	N/R	W11-U	LKD	1.5	Seventh	R8	W12-L	Bedroom	0.3	1.7	N/R	N/R	W12-U	Bedroom	1.4	Seventh	R9	W13-L	Bedroom	0.2	1.1	N/R	N/R	W13-U	Bedroom	0.9	Seventh	R10	W14-L	Bedroom	0.3	1.3	N/R	N/R	W14-U	Bedroom	1.3			W15-L	Bedroom	0.3																																																											
Sixth	R39	W48-L	Bedroom	0.8	4.3	33	5																																																																																																																																																																																																																																																																																	
		W48-U	Bedroom	3.5				Sixth	R40	W49-L	LKD	0.5	5.1	38	7	W49-U	LKD	1.9			W50-L	LKD	0.5				W50-U	LKD	2.3	Sixth	R41	W51-L	Bedroom	0.9	4.6	N/R	N/R	W51-U	Bedroom	3.7	Sixth	R42	W52-L	Bedroom	0.9	4.6	N/R	N/R	W52-U	Bedroom	3.7	Seventh	R1	W1-L	Bedroom	0.2	4.6	N/R	N/R	W1-U	Bedroom	1.1			W2-L	Bedroom	0.6				W2-U	Bedroom	2.7	Seventh	R2	W3-L	Bedroom	0.5	2.8	N/R	N/R	W3-U	Bedroom	2.3	Seventh	R3	W4-L	Bedroom	0.3	3.7	N/R	N/R	W4-U	Bedroom	1.5			W5-L	Bedroom	0.3				W5-U	Bedroom	1.5	Seventh	R4	W6-L	Bedroom	0.4	4.5	N/R	N/R	W6-U	Bedroom	1.8			W7-L	Bedroom	0.4				W7-U	Bedroom	1.8	Seventh	R5	W8-L	Bedroom	0.5	2.6	N/R	N/R	W8-U	Bedroom	2.2	Seventh	R6	W9-L	LKD	0.2	2.3	N/R	N/R	W9-U	LKD	0.9			W10-L	LKD	0.2				W10-U	LKD	0.9	Seventh	R7	W11-L	LKD	0.3	1.9	N/R	N/R	W11-U	LKD	1.5	Seventh	R8	W12-L	Bedroom	0.3	1.7	N/R	N/R	W12-U	Bedroom	1.4	Seventh	R9	W13-L	Bedroom	0.2	1.1	N/R	N/R	W13-U	Bedroom	0.9	Seventh	R10	W14-L	Bedroom	0.3	1.3	N/R	N/R	W14-U	Bedroom	1.3			W15-L	Bedroom	0.3																																																																						
Sixth	R40	W49-L	LKD	0.5	5.1	38	7																																																																																																																																																																																																																																																																																	
		W49-U	LKD	1.9																																																																																																																																																																																																																																																																																				
		W50-L	LKD	0.5																																																																																																																																																																																																																																																																																				
		W50-U	LKD	2.3				Sixth	R41	W51-L	Bedroom	0.9	4.6	N/R	N/R	W51-U	Bedroom	3.7	Sixth	R42	W52-L	Bedroom	0.9	4.6	N/R	N/R	W52-U	Bedroom	3.7	Seventh	R1	W1-L	Bedroom	0.2	4.6	N/R	N/R	W1-U	Bedroom	1.1	W2-L	Bedroom	0.6	W2-U	Bedroom	2.7	Seventh	R2	W3-L	Bedroom	0.5	2.8	N/R	N/R	W3-U	Bedroom	2.3	Seventh	R3	W4-L	Bedroom	0.3	3.7	N/R	N/R	W4-U	Bedroom	1.5	W5-L	Bedroom	0.3	W5-U	Bedroom	1.5	Seventh	R4	W6-L	Bedroom	0.4	4.5	N/R	N/R	W6-U	Bedroom	1.8	W7-L	Bedroom	0.4	W7-U	Bedroom	1.8	Seventh	R5	W8-L	Bedroom	0.5	2.6	N/R	N/R	W8-U	Bedroom	2.2	Seventh	R6	W9-L	LKD	0.2	2.3	N/R	N/R	W9-U	LKD	0.9	W10-L	LKD	0.2	W10-U	LKD	0.9	Seventh	R7	W11-L	LKD	0.3	1.9	N/R	N/R	W11-U	LKD	1.5	Seventh	R8	W12-L	Bedroom	0.3	1.7	N/R	N/R	W12-U	Bedroom	1.4	Seventh	R9	W13-L	Bedroom	0.2	1.1	N/R	N/R	W13-U	Bedroom	0.9	Seventh	R10	W14-L	Bedroom	0.3	1.3	N/R	N/R	W14-U	Bedroom	1.3	W15-L	Bedroom	0.3																																																																																																																		
Sixth	R41	W51-L	Bedroom	0.9	4.6	N/R	N/R																																																																																																																																																																																																																																																																																	
		W51-U	Bedroom	3.7				Sixth	R42	W52-L	Bedroom	0.9	4.6	N/R	N/R	W52-U	Bedroom	3.7	Seventh	R1	W1-L	Bedroom	0.2	4.6	N/R	N/R	W1-U	Bedroom	1.1			W2-L	Bedroom	0.6				W2-U	Bedroom	2.7	Seventh	R2	W3-L	Bedroom	0.5	2.8	N/R	N/R	W3-U	Bedroom	2.3	Seventh	R3	W4-L	Bedroom	0.3	3.7			N/R	N/R	W4-U				Bedroom	1.5	W5-L	Bedroom	0.3	W5-U	Bedroom	1.5	Seventh			R4	W6-L	Bedroom				0.4	4.5	N/R	N/R	W6-U	Bedroom	1.8	W7-L	Bedroom	0.4	W7-U	Bedroom	1.8	Seventh	R5	W8-L	Bedroom	0.5	2.6	N/R			N/R	W8-U	Bedroom				2.2	Seventh	R6	W9-L	LKD	0.2	2.3	N/R	N/R	W9-U	LKD	0.9	W10-L	LKD	0.2	W10-U	LKD	0.9	Seventh	R7	W11-L	LKD	0.3	1.9	N/R	N/R	W11-U	LKD	1.5	Seventh	R8	W12-L	Bedroom	0.3	1.7	N/R	N/R	W12-U	Bedroom	1.4	Seventh	R9			W13-L	Bedroom	0.2				1.1	N/R	N/R	W13-U	Bedroom	0.9	Seventh	R10	W14-L	Bedroom	0.3	1.3	N/R	N/R	W14-U	Bedroom	1.3	W15-L	Bedroom	0.3																																																																																																				
Sixth	R42	W52-L	Bedroom	0.9	4.6	N/R	N/R																																																																																																																																																																																																																																																																																	
		W52-U	Bedroom	3.7				Seventh	R1	W1-L	Bedroom	0.2	4.6	N/R	N/R	W1-U	Bedroom	1.1			W2-L	Bedroom	0.6				W2-U	Bedroom	2.7	Seventh	R2	W3-L	Bedroom	0.5	2.8	N/R	N/R	W3-U	Bedroom	2.3	Seventh	R3	W4-L	Bedroom	0.3	3.7	N/R	N/R	W4-U	Bedroom	1.5			W5-L	Bedroom	0.3		W5-U	Bedroom			1.5	Seventh	R4	W6-L	Bedroom	0.4	4.5	N/R	N/R	W6-U	Bedroom	1.8		W7-L	Bedroom		0.4	W7-U	Bedroom	1.8	Seventh	R5				W8-L	Bedroom	0.5	2.6	N/R	N/R	W8-U	Bedroom	2.2	Seventh	R6	W9-L	LKD	0.2	2.3	N/R	N/R	W9-U	LKD	0.9	W10-L	LKD	0.2	W10-U	LKD			0.9	Seventh	R7				W11-L	LKD	0.3	1.9	N/R	N/R	W11-U	LKD	1.5	Seventh	R8	W12-L	Bedroom	0.3	1.7	N/R	N/R	W12-U	Bedroom	1.4	Seventh	R9	W13-L	Bedroom	0.2	1.1	N/R	N/R	W13-U	Bedroom	0.9	Seventh	R10	W14-L	Bedroom	0.3	1.3	N/R	N/R	W14-U	Bedroom	1.3	W15-L	Bedroom	0.3																																																																																																																				
Seventh	R1	W1-L	Bedroom	0.2	4.6	N/R	N/R																																																																																																																																																																																																																																																																																	
		W1-U	Bedroom	1.1																																																																																																																																																																																																																																																																																				
		W2-L	Bedroom	0.6																																																																																																																																																																																																																																																																																				
		W2-U	Bedroom	2.7				Seventh	R2	W3-L	Bedroom	0.5	2.8	N/R	N/R	W3-U	Bedroom	2.3	Seventh	R3	W4-L	Bedroom	0.3	3.7	N/R	N/R	W4-U	Bedroom	1.5	W5-L	Bedroom	0.3	W5-U	Bedroom	1.5	Seventh	R4	W6-L	Bedroom	0.4	4.5	N/R	N/R	W6-U	Bedroom	1.8	W7-L	Bedroom	0.4	W7-U	Bedroom	1.8	Seventh	R5	W8-L	Bedroom	0.5	2.6	N/R	N/R	W8-U	Bedroom	2.2	Seventh	R6	W9-L	LKD	0.2	2.3	N/R	N/R	W9-U	LKD	0.9	W10-L	LKD	0.2	W10-U	LKD	0.9	Seventh	R7	W11-L	LKD	0.3	1.9	N/R	N/R	W11-U	LKD	1.5	Seventh	R8	W12-L	Bedroom	0.3	1.7	N/R	N/R	W12-U	Bedroom	1.4	Seventh	R9	W13-L	Bedroom	0.2	1.1	N/R	N/R	W13-U	Bedroom	0.9	Seventh	R10	W14-L	Bedroom	0.3	1.3	N/R	N/R	W14-U	Bedroom	1.3	W15-L	Bedroom	0.3																																																																																																																																																									
Seventh	R2	W3-L	Bedroom	0.5	2.8	N/R	N/R																																																																																																																																																																																																																																																																																	
		W3-U	Bedroom	2.3				Seventh	R3	W4-L	Bedroom	0.3	3.7	N/R	N/R	W4-U	Bedroom	1.5			W5-L	Bedroom	0.3				W5-U	Bedroom	1.5	Seventh	R4	W6-L	Bedroom	0.4	4.5			N/R	N/R	W6-U				Bedroom	1.8	W7-L	Bedroom	0.4	W7-U	Bedroom	1.8	Seventh	R5	W8-L	Bedroom	0.5	2.6	N/R	N/R	W8-U	Bedroom	2.2	Seventh			R6	W9-L	LKD				0.2	2.3	N/R	N/R	W9-U	LKD	0.9	W10-L	LKD	0.2	W10-U	LKD	0.9	Seventh	R7	W11-L	LKD	0.3	1.9	N/R	N/R	W11-U	LKD	1.5	Seventh	R8	W12-L	Bedroom	0.3	1.7	N/R	N/R	W12-U	Bedroom	1.4	Seventh	R9	W13-L	Bedroom	0.2	1.1	N/R			N/R	W13-U	Bedroom				0.9	Seventh	R10	W14-L	Bedroom	0.3	1.3	N/R	N/R	W14-U	Bedroom	1.3	W15-L	Bedroom	0.3																																																																																																																																																
Seventh	R3	W4-L	Bedroom	0.3	3.7	N/R	N/R																																																																																																																																																																																																																																																																																	
		W4-U	Bedroom	1.5																																																																																																																																																																																																																																																																																				
		W5-L	Bedroom	0.3																																																																																																																																																																																																																																																																																				
		W5-U	Bedroom	1.5				Seventh	R4	W6-L	Bedroom	0.4	4.5	N/R	N/R	W6-U	Bedroom	1.8	W7-L	Bedroom	0.4	W7-U	Bedroom	1.8	Seventh	R5	W8-L	Bedroom	0.5	2.6	N/R	N/R	W8-U	Bedroom	2.2	Seventh	R6	W9-L	LKD	0.2	2.3	N/R	N/R	W9-U	LKD	0.9	W10-L	LKD	0.2	W10-U	LKD	0.9	Seventh	R7	W11-L	LKD	0.3	1.9	N/R	N/R	W11-U	LKD	1.5	Seventh	R8	W12-L	Bedroom	0.3	1.7	N/R	N/R	W12-U	Bedroom	1.4	Seventh	R9	W13-L	Bedroom	0.2	1.1	N/R	N/R	W13-U	Bedroom	0.9	Seventh	R10	W14-L	Bedroom	0.3	1.3	N/R	N/R	W14-U	Bedroom	1.3	W15-L	Bedroom	0.3																																																																																																																																																																																					
Seventh	R4	W6-L	Bedroom	0.4	4.5	N/R	N/R																																																																																																																																																																																																																																																																																	
		W6-U	Bedroom	1.8																																																																																																																																																																																																																																																																																				
		W7-L	Bedroom	0.4																																																																																																																																																																																																																																																																																				
		W7-U	Bedroom	1.8				Seventh	R5	W8-L	Bedroom	0.5	2.6	N/R	N/R	W8-U	Bedroom	2.2	Seventh	R6	W9-L	LKD	0.2	2.3	N/R	N/R	W9-U	LKD	0.9	W10-L	LKD	0.2	W10-U	LKD	0.9	Seventh	R7	W11-L	LKD	0.3	1.9	N/R	N/R	W11-U	LKD	1.5	Seventh	R8	W12-L	Bedroom	0.3	1.7	N/R	N/R	W12-U	Bedroom	1.4	Seventh	R9	W13-L	Bedroom	0.2	1.1	N/R	N/R	W13-U	Bedroom	0.9	Seventh	R10	W14-L	Bedroom	0.3	1.3	N/R	N/R	W14-U	Bedroom	1.3	W15-L	Bedroom	0.3																																																																																																																																																																																																						
Seventh	R5	W8-L	Bedroom	0.5	2.6	N/R	N/R																																																																																																																																																																																																																																																																																	
		W8-U	Bedroom	2.2				Seventh	R6	W9-L	LKD	0.2	2.3	N/R	N/R	W9-U	LKD	0.9			W10-L	LKD	0.2				W10-U	LKD	0.9	Seventh	R7	W11-L	LKD	0.3	1.9	N/R	N/R	W11-U	LKD	1.5	Seventh	R8	W12-L	Bedroom	0.3	1.7	N/R	N/R	W12-U	Bedroom	1.4	Seventh	R9	W13-L	Bedroom	0.2	1.1	N/R	N/R	W13-U	Bedroom	0.9	Seventh	R10	W14-L	Bedroom	0.3	1.3			N/R	N/R	W14-U				Bedroom	1.3	W15-L	Bedroom	0.3																																																																																																																																																																																																							
Seventh	R6	W9-L	LKD	0.2	2.3	N/R	N/R																																																																																																																																																																																																																																																																																	
		W9-U	LKD	0.9																																																																																																																																																																																																																																																																																				
		W10-L	LKD	0.2																																																																																																																																																																																																																																																																																				
		W10-U	LKD	0.9				Seventh	R7	W11-L	LKD	0.3	1.9	N/R	N/R	W11-U	LKD	1.5	Seventh	R8	W12-L	Bedroom	0.3	1.7	N/R	N/R	W12-U	Bedroom	1.4	Seventh	R9	W13-L	Bedroom	0.2	1.1	N/R	N/R	W13-U	Bedroom	0.9	Seventh	R10	W14-L	Bedroom	0.3	1.3	N/R	N/R	W14-U	Bedroom	1.3	W15-L	Bedroom	0.3																																																																																																																																																																																																																																		
Seventh	R7	W11-L	LKD	0.3	1.9	N/R	N/R																																																																																																																																																																																																																																																																																	
		W11-U	LKD	1.5				Seventh	R8	W12-L	Bedroom	0.3	1.7	N/R	N/R	W12-U	Bedroom	1.4	Seventh	R9	W13-L	Bedroom	0.2	1.1	N/R	N/R	W13-U	Bedroom	0.9	Seventh	R10	W14-L	Bedroom	0.3	1.3	N/R	N/R	W14-U	Bedroom	1.3			W15-L	Bedroom	0.3																																																																																																																																																																																																																																											
Seventh	R8	W12-L	Bedroom	0.3	1.7	N/R	N/R																																																																																																																																																																																																																																																																																	
		W12-U	Bedroom	1.4				Seventh	R9	W13-L	Bedroom	0.2	1.1	N/R	N/R	W13-U	Bedroom	0.9	Seventh	R10	W14-L	Bedroom	0.3	1.3	N/R	N/R	W14-U	Bedroom	1.3			W15-L	Bedroom	0.3																																																																																																																																																																																																																																																						
Seventh	R9	W13-L	Bedroom	0.2	1.1	N/R	N/R																																																																																																																																																																																																																																																																																	
		W13-U	Bedroom	0.9				Seventh	R10	W14-L	Bedroom	0.3	1.3	N/R	N/R	W14-U	Bedroom	1.3			W15-L	Bedroom	0.3																																																																																																																																																																																																																																																																	
Seventh	R10	W14-L	Bedroom	0.3	1.3	N/R	N/R																																																																																																																																																																																																																																																																																	
		W14-U	Bedroom	1.3																																																																																																																																																																																																																																																																																				
		W15-L	Bedroom	0.3																																																																																																																																																																																																																																																																																				

Floor	Room ID	Window ID	Room Use	ADF	TOTAL ADF	ROOM TOTAL APSH	ROOM WINTER APSH
		W15-U	Bedroom	1.3	3.2	N/R	N/R
Seventh	R11	W16-L	Bedroom	0.3			
		W16-U	Bedroom	1.5			
		W17-L	Bedroom	0.3			
		W17-U	Bedroom	1.5	3.6	N/R	N/R
Seventh	R12	W18-L	LKD	0.5			
		W18-U	LKD	2.0	2.5	N/R	N/R
Seventh	R13	W19-L	LKD	0.5			
		W19-U	LKD	2.1			
		W20-L	LKD	0.1			
		W20-U	LKD	0.5	3.2	N/R	N/R
Seventh	R14	W21-L	Bedroom	0.4			
		W21-U	Bedroom	2.7	3.1	N/R	N/R
Seventh	R15	W22-L	Bedroom	0.2			
		W22-U	Bedroom	0.9			
		W23-L	Bedroom	0.4			
		W23-U	Bedroom	1.9	3.4	56	22
Seventh	R16	W24-L	LKD	0.6			
		W24-U	LKD	2.9	3.5	67	26
Seventh	R17	W25-L	Bedroom	1.1			
		W25-U	Bedroom	4.8	5.9	63	24
Seventh	R18	W26-L	Bedroom	0.3			
		W26-U	Bedroom	2.2	2.5	56	25
Seventh	R19	W27-L	LKD	0.4			
		W27-U	LKD	1.9	2.3	60	22
Seventh	R20	W28-L	Bedroom	0.3			
		W28-U	Bedroom	2.2	2.5	56	25
Seventh	R21	W29-L	LKD	0.4			
		W29-U	LKD	2.0	2.4	63	23
Seventh	R22	W30-L	LKD	0.3			
		W30-U	LKD	1.8			
		W31-L	LKD	0.1			
		W31-U	LKD	0.8			
		W32-L	LKD	0.1			
		W32-U	LKD	0.7	3.9	80	27
Seventh	R23	W33-L	Bedroom	0.2			
		W33-U	Bedroom	1.0			
		W34-L	Bedroom	0.2			
		W34-U	Bedroom	1.0	2.6	N/R	N/R
Seventh	R24	W35-L	Bedroom	0.2			
		W35-U	Bedroom	1.0			
		W36-L	Bedroom	0.2			
		W36-U	Bedroom	1.0	2.5	N/R	N/R
Seventh	R25	W37-L	LKD	0.3			
		W37-U	LKD	1.5	1.8	N/R	N/R
Seventh	R26	W38-L	Bedroom	0.6			
		W38-U	Bedroom	2.6	3.1	33	4
Seventh	R27	W39-L	Bedroom	0.4			
		W39-U	Bedroom	2.0	2.5	37	7
Seventh	R28	W40-L	Bedroom	0.4			
		W40-U	Bedroom	1.8			
		W41-L	Bedroom	0.4			
		W41-U	Bedroom	1.8	4.4	33	6
Seventh	R29	W42-L	LKD	0.1			
		W42-U	LKD	0.3			
		W43-L	LKD	0.1			
		W43-U	LKD	0.3			

Floor	Room ID	Window ID	Room Use	ADF	TOTAL ADF	ROOM TOTAL APSH	ROOM WINTER APSH
		W44-L	LKD	0.1			
		W44-U	LKD	0.4			
		W45-L	LKD	0.1			
		W45-U	LKD	0.4			
		W46-L	LKD	0.2			
		W46-U	LKD	0.9			
		W47-L	LKD	0.1			
		W47-U	LKD	0.4	3.3	45	11
Eighth	R1	W1-L	LKD	0.2			
		W1-U	LKD	1.0			
		W2-L	LKD	0.1			
		W2-U	LKD	0.6			
		W3-L	LKD	0.5			
		W3-U	LKD	2.1	4.4	N/R	N/R
Eighth	R2	W4-L	Bedroom	0.1			
		W4-U	Bedroom	1.3			
		W5-L	Bedroom	0.1			
		W5-U	Bedroom	1.4	3.0	N/R	N/R
Eighth	R3	W6-L	Bedroom	0.2			
		W6-U	Bedroom	1.2	1.4	N/R	N/R
Eighth	R4	W7-L	Bedroom	0.2			
		W7-U	Bedroom	1.0			
		W8-L	Bedroom	0.2			
		W8-U	Bedroom	1.0	2.4	N/R	N/R
Eighth	R5	W9-L	LKD	0.3			
		W9-U	LKD	1.6			
		W10-L	LKD	0.3			
		W10-U	LKD	1.6	3.8	N/R	N/R
Eighth	R6	W11-L	Bedroom	0.2			
		W11-U	Bedroom	2.0	2.1	N/R	N/R
Eighth	R7	W12-L	Bedroom	0.2			
		W12-U	Bedroom	2.1	2.4	N/R	N/R
Eighth	R8	W13-L	LKD	0.3			
		W13-U	LKD	1.4			
		W14-L	LKD	0.1			
		W14-U	LKD	0.6			
		W15-L	LKD	0.1			
		W15-U	LKD	0.7	3.3	62	20
Eighth	R9	W16-L	Bedroom	0.4			
		W16-U	Bedroom	2.2	2.6	49	20
Eighth	R10	W17-L	LKD	0.4			
		W17-U	LKD	1.9			
		W18-L	LKD	0.2			
		W18-U	LKD	1.4	3.8	65	24
Eighth	R11	W19-L	Bedroom	0.4			
		W19-U	Bedroom	2.2	2.6	49	20
Eighth	R12	W20-L	LKD	0.2			
		W20-U	LKD	1.0			
		W21-L	LKD	0.3			
		W21-U	LKD	1.3			
		W22-L	LKD	0.3			
		W22-U	LKD	1.5	4.5	67	26
Eighth	R13	W23-L	Bedroom	0.2			
		W23-U	Bedroom	1.0	1.2	N/R	N/R
Eighth	R14	W24-L	Bedroom	0.2			
		W24-U	Bedroom	1.8	2.0	N/R	N/R
Eighth	R15	W25-L	Bedroom	0.1			
		W25-U	Bedroom	1.5	1.6	N/R	N/R
Eighth	R16	W26-L	Bedroom	0.2			
		W26-U	Bedroom	1.2	1.4	N/R	N/R

Floor	Room ID	Window ID	Room Use	ADF	TOTAL ADF	ROOM TOTAL APSH	ROOM WINTER APSH
Eighth	R17	W27-L	Bedroom	0.2	1.3	N/R	N/R
		W27-U	Bedroom	1.1			
Eighth	R18	W28-L	LKD	0.4	2.2	43	10
		W28-U	LKD	1.8			
Eighth	R19	W29-L	Bedroom	0.1	2.8	39	8
		W29-U	Bedroom	1.3			
		W30-L	Bedroom	0.1			
		W30-U	Bedroom	1.3			
Eighth	R20	W31-L	LKD	0.4	4.3	46	11
		W31-U	LKD	2.0			
		W32-L	LKD	0.1			
		W32-U	LKD	0.6			
		W33-L	LKD	0.2			
		W33-U	LKD	1.0			
Block 09							
First	R1	W1-L	LKD	0.1	7.4	14	1
		W1-U	LKD	0.7			
		W2-L	LKD	0.1			
		W2-U	LKD	0.7			
		W22-L	LKD	0.3			
		W22-U	LKD	1.6			
		W23-L	LKD	0.8			
		W23-U	LKD	3.2			
First	R2	W3-L	Bedroom	1.0	4.7	N/R	N/R
		W3-U	Bedroom	3.7			
First	R3	W4-L	Bedroom	0.5	3.5	12	0
		W4-U	Bedroom	2.9			
First	R4	W5-L	Bedroom	0.5	3.1	13	0
		W5-U	Bedroom	2.7			
First	R5	W6-L	Bedroom	0.4	2.5	12	0
		W6-U	Bedroom	2.1			
First	R6	W7-L	Bedroom	0.9	4.1	N/R	N/R
		W7-U	Bedroom	3.2			
First	R7	W8-L	Bedroom	0.6	3.6	16	2
		W8-U	Bedroom	3.1			
First	R8	W9-L	LKD	0.2	7.2	79	27
		W9-U	LKD	0.9			
		W10-L	LKD	0.2			
		W10-U	LKD	0.9			
		W11-L	LKD	0.7			
		W11-U	LKD	2.7			
		W12-L	LKD	0.3			
		W12-U	LKD	1.5			
First	R9	W13-L	Bedroom	0.7	4.3	53	22
		W13-U	Bedroom	3.7			
First	R10	W14-L	LKD	0.8	7.6	54	27
		W14-U	LKD	3.2			
		W15-L	LKD	0.7			
		W15-U	LKD	2.9			
First	R11	W16-L	Bedroom	0.6	3.9	N/R	N/R
		W16-U	Bedroom	3.3			
First	R12	W17-L	Bedroom	0.5	3.1	N/R	N/R
		W17-U	Bedroom	2.7			
First	R13	W18-L	Bedroom	0.6	3.8	N/R	N/R
		W18-U	Bedroom	3.2			
First	R14	W19-L	LKD	0.6			
		W19-U	LKD	2.1			

Floor	Room ID	Window ID	Room Use	ADF	TOTAL ADF	ROOM TOTAL APSH	ROOM WINTER APSH
		W20-L	LKD	0.8			
		W20-U	LKD	3.4	7.0	N/R	N/R
First	R15	W21-L	Bedroom	0.8			
		W21-U	Bedroom	4.2	5.0	N/R	N/R
Second	R1	W1-L	LKD	0.1			
		W1-U	LKD	0.7			
		W2-L	LKD	0.1			
		W2-U	LKD	0.7			
		W22-L	LKD	0.3			
		W22-U	LKD	1.5			
		W23-L	LKD	0.8			
		W23-U	LKD	3.2	7.4	15	2
Second	R2	W3-L	Bedroom	1.1			
		W3-U	Bedroom	4.0	5.2	N/R	N/R
Second	R3	W4-L	Bedroom	0.6			
		W4-U	Bedroom	3.1	3.6	14	0
Second	R4	W5-L	Bedroom	0.5			
		W5-U	Bedroom	2.8	3.3	14	0
Second	R5	W6-L	Bedroom	0.4			
		W6-U	Bedroom	2.2	2.6	14	0
Second	R6	W7-L	Bedroom	1.0			
		W7-U	Bedroom	3.7	4.7	N/R	N/R
Second	R7	W8-L	Bedroom	0.6			
		W8-U	Bedroom	3.2	3.8	18	2
Second	R8	W9-L	LKD	0.2			
		W9-U	LKD	0.9			
		W10-L	LKD	0.2			
		W10-U	LKD	0.9			
		W11-L	LKD	0.7			
		W11-U	LKD	2.9			
		W12-L	LKD	0.3			
		W12-U	LKD	1.5	7.6	80	28
Second	R9	W13-L	Bedroom	0.7			
		W13-U	Bedroom	3.7	4.4	54	23
Second	R10	W14-L	LKD	0.8			
		W14-U	LKD	3.4			
		W15-L	LKD	0.8			
		W15-U	LKD	3.2	8.2	58	27
Second	R11	W16-L	Bedroom	0.6			
		W16-U	Bedroom	3.5	4.2	N/R	N/R
Second	R12	W17-L	Bedroom	0.5			
		W17-U	Bedroom	2.9	3.4	N/R	N/R
Second	R13	W18-L	Bedroom	0.6			
		W18-U	Bedroom	3.5	4.2	N/R	N/R
Second	R14	W19-L	LKD	0.6			
		W19-U	LKD	2.4			
		W20-L	LKD	0.8			
		W20-U	LKD	3.2	7.0	N/R	N/R
Second	R15	W21-L	Bedroom	0.8			
		W21-U	Bedroom	4.1	4.8	N/R	N/R
Third	R1	W1-L	LKD	0.1			
		W1-U	LKD	0.8			
		W2-L	LKD	0.1			
		W2-U	LKD	0.8			
		W22-L	LKD	0.3			
		W22-U	LKD	1.6			
		W23-L	LKD	0.9			
		W23-U	LKD	4.7	9.3	17	2

Floor	Room ID	Window ID	Room Use	ADF	TOTAL ADF	ROOM TOTAL APSH	ROOM WINTER APSH					
Third	R2	W3-L	Bedroom	1.5	9.3	N/R	N/R					
		W3-U	Bedroom	7.8								
Third	R3	W4-L	Bedroom	0.6	4.0	15	1					
		W4-U	Bedroom	3.4								
Third	R4	W5-L	Bedroom	0.6	3.7	17	1					
		W5-U	Bedroom	3.1								
Third	R5	W6-L	Bedroom	0.4	2.9	21	2					
		W6-U	Bedroom	2.5								
Third	R6	W7-L	Bedroom	1.2	7.9	N/R	N/R					
		W7-U	Bedroom	6.7								
Third	R7	W8-L	Bedroom	0.7	4.3	20	2					
		W8-U	Bedroom	3.6								
Third	R8	W9-L	LKD	0.2	9.5	85	28					
		W9-U	LKD	1.0								
		W10-L	LKD	0.2								
		W10-U	LKD	1.0								
		W11-L	LKD	0.8								
		W11-U	LKD	4.3								
		W12-L	LKD	0.3								
		W12-U	LKD	1.6								
Third	R9	W13-L	Bedroom	0.7	4.7	54	23					
		W13-U	Bedroom	3.9								
Third	R10	W14-L	LKD	1.0	12.2	81	27					
		W14-U	LKD	5.1								
		W15-L	LKD	1.0								
		W15-U	LKD	5.1								
Third	R11	W16-L	Bedroom	0.7	4.6	N/R	N/R					
		W16-U	Bedroom	3.9								
Third	R12	W17-L	Bedroom	0.6	3.9	N/R	N/R					
		W17-U	Bedroom	3.3								
Third	R13	W18-L	Bedroom	0.7	4.7	N/R	N/R					
		W18-U	Bedroom	4.0								
Third	R14	W19-L	LKD	0.7	10.6	N/R	N/R					
		W19-U	LKD	4.1								
		W20-L	LKD	0.9								
		W20-U	LKD	4.8								
Third	R15	W21-L	Bedroom	0.8	4.9	N/R	N/R					
		W21-U	Bedroom	4.1								
Fourth	R1	W1-L	LKD	0.3	9.2	31	8					
		W1-U	LKD	1.8								
		W2-L	LKD	0.3								
		W2-U	LKD	1.7								
		W3-L	LKD	0.2								
		W3-U	LKD	1.1								
		W12-L	LKD	0.1								
		W12-U	LKD	0.9								
		W13-L	LKD	0.1								
		W13-U	LKD	0.9								
		W14-L	LKD	0.2								
		W14-U	LKD	1.5								
		Fourth	R2	W4-L				Bedroom	0.9	12.8	73	25
				W4-U				Bedroom	5.3			
W5-L	Bedroom			0.7								
W5-U	Bedroom			3.7								
W15-L	Bedroom			0.4								
W15-U	Bedroom			2.0								
Fourth	R3	W7-L	Bedroom	0.7	15.2	78	27					
		W7-U	Bedroom	4.0								
		W8-L	Bedroom	1.4								
		W8-U	Bedroom	9.1								

Floor	Room ID	Window ID	Room Use	ADF	TOTAL ADF	ROOM TOTAL AP SH	ROOM WINTER AP SH																																																																																																																																																																																																																																																					
Fourth	R4	W9-L	Bedroom	0.7	5.7	27	4																																																																																																																																																																																																																																																					
		W9-U	Bedroom	5.0				Fourth	R5	W10-L	Bedroom	1.5	20.5	38	10	W10-U	Bedroom	9.9	W11-L	Bedroom	1.3	W11-U	Bedroom	7.7	Block 10								First	R1	W1-L	LKD	0.4	5.6	66	22	W1-U	LKD	1.6	W2-L	LKD	0.2	W2-U	LKD	1.0	W37-L	LKD	0.5	W37-U	LKD	1.8	First	R2	W3-L	LKD	0.2	3.9	54	19	W3-U	LKD	1.2	W4-L	LKD	0.5	W4-U	LKD	1.9	First	R3	W5-L	Bedroom	0.4	1.8	21	11	W5-U	Bedroom	1.4	First	R4	W6-L	Bedroom	0.7	4.8	57	18	W6-U	Bedroom	4.1	First	R5	W7-L	LKD	0.3	6.2	67	23	W7-U	LKD	2.0	W8-L	LKD	0.2	W8-U	LKD	1.2	W9-L	LKD	0.5	W9-U	LKD	1.9	First	R6	W10-L	Bedroom	0.5	6.9	48	19	W10-U	Bedroom	2.2	W11-L	Bedroom	0.6	W11-U	Bedroom	3.6	First	R7	W12-L	Bedroom	0.7	4.3	49	19	W12-U	Bedroom	3.7	First	R8	W13-L	Bedroom	0.7	4.4	49	19	W13-U	Bedroom	3.7	First	R9	W14-L	LKD	0.3	8.0	67	23	W14-U	LKD	1.6	W15-L	LKD	0.7	W15-U	LKD	2.5	W16-L	LKD	0.5	W16-U	LKD	2.5	First	R10	W17-L	LKD	0.4	3.2	N/R	N/R	W17-U	LKD	1.3	W18-L	LKD	0.3	W18-U	LKD	1.2	First	R11	W19-L	Bedroom	0.7	4.4	N/R	N/R	W19-U	Bedroom	3.7	First	R12	W20-L	Bedroom	0.5	3.4	N/R	N/R	W20-U	Bedroom	2.9	First	R13	W21-L	LKD	0.2	1.8	N/R	N/R	W21-U	LKD	1.0	W22-L	LKD	0.2	W22-U	LKD	0.5	First	R14	W23-L	Bedroom	0.4	1.2	N/R	N/R	W23-U	Bedroom	0.9	First	R15	W24-L	Bedroom	0.5	3.1
Fourth	R5	W10-L	Bedroom	1.5	20.5	38	10																																																																																																																																																																																																																																																					
		W10-U	Bedroom	9.9																																																																																																																																																																																																																																																								
		W11-L	Bedroom	1.3																																																																																																																																																																																																																																																								
		W11-U	Bedroom	7.7				Block 10								First	R1	W1-L	LKD	0.4	5.6	66	22	W1-U	LKD	1.6	W2-L	LKD	0.2	W2-U	LKD	1.0			W37-L	LKD	0.5				W37-U	LKD	1.8	First	R2	W3-L	LKD	0.2	3.9	54	19	W3-U	LKD	1.2	W4-L	LKD	0.5	W4-U	LKD	1.9	First	R3	W5-L	Bedroom	0.4	1.8	21	11	W5-U	Bedroom	1.4	First	R4	W6-L	Bedroom	0.7	4.8	57	18	W6-U	Bedroom	4.1	First	R5	W7-L	LKD	0.3	6.2	67	23	W7-U	LKD	2.0	W8-L			LKD	0.2	W8-U				LKD	1.2	W9-L	LKD	0.5	W9-U	LKD	1.9	First	R6	W10-L	Bedroom	0.5	6.9	48	19	W10-U	Bedroom	2.2	W11-L	Bedroom	0.6	W11-U	Bedroom	3.6	First	R7	W12-L	Bedroom	0.7	4.3	49	19	W12-U	Bedroom	3.7	First	R8	W13-L	Bedroom	0.7	4.4	49	19	W13-U	Bedroom	3.7	First	R9	W14-L	LKD	0.3	8.0	67			23	W14-U	LKD				1.6	W15-L	LKD	0.7	W15-U	LKD	2.5	W16-L	LKD	0.5	W16-U	LKD	2.5	First	R10	W17-L	LKD	0.4	3.2	N/R	N/R	W17-U	LKD	1.3	W18-L	LKD	0.3	W18-U	LKD	1.2	First	R11	W19-L	Bedroom	0.7	4.4	N/R	N/R	W19-U	Bedroom	3.7	First	R12	W20-L	Bedroom	0.5	3.4	N/R	N/R	W20-U	Bedroom	2.9	First	R13	W21-L	LKD	0.2	1.8	N/R	N/R	W21-U	LKD	1.0	W22-L	LKD	0.2	W22-U	LKD	0.5	First	R14	W23-L	Bedroom	0.4	1.2	N/R	N/R	W23-U	Bedroom	0.9	First	R15	W24-L	Bedroom	0.5	3.1	N/R	N/R
Block 10																																																																																																																																																																																																																																																												
First	R1	W1-L	LKD	0.4	5.6	66	22																																																																																																																																																																																																																																																					
		W1-U	LKD	1.6																																																																																																																																																																																																																																																								
		W2-L	LKD	0.2																																																																																																																																																																																																																																																								
		W2-U	LKD	1.0																																																																																																																																																																																																																																																								
		W37-L	LKD	0.5																																																																																																																																																																																																																																																								
		W37-U	LKD	1.8																																																																																																																																																																																																																																																								
First	R2	W3-L	LKD	0.2	3.9	54	19																																																																																																																																																																																																																																																					
		W3-U	LKD	1.2																																																																																																																																																																																																																																																								
		W4-L	LKD	0.5																																																																																																																																																																																																																																																								
		W4-U	LKD	1.9																																																																																																																																																																																																																																																								
First	R3	W5-L	Bedroom	0.4	1.8	21	11																																																																																																																																																																																																																																																					
		W5-U	Bedroom	1.4																																																																																																																																																																																																																																																								
First	R4	W6-L	Bedroom	0.7	4.8	57	18																																																																																																																																																																																																																																																					
		W6-U	Bedroom	4.1																																																																																																																																																																																																																																																								
First	R5	W7-L	LKD	0.3	6.2	67	23																																																																																																																																																																																																																																																					
		W7-U	LKD	2.0																																																																																																																																																																																																																																																								
		W8-L	LKD	0.2																																																																																																																																																																																																																																																								
		W8-U	LKD	1.2																																																																																																																																																																																																																																																								
		W9-L	LKD	0.5																																																																																																																																																																																																																																																								
		W9-U	LKD	1.9																																																																																																																																																																																																																																																								
First	R6	W10-L	Bedroom	0.5	6.9	48	19																																																																																																																																																																																																																																																					
		W10-U	Bedroom	2.2																																																																																																																																																																																																																																																								
		W11-L	Bedroom	0.6																																																																																																																																																																																																																																																								
		W11-U	Bedroom	3.6																																																																																																																																																																																																																																																								
First	R7	W12-L	Bedroom	0.7	4.3	49	19																																																																																																																																																																																																																																																					
		W12-U	Bedroom	3.7																																																																																																																																																																																																																																																								
First	R8	W13-L	Bedroom	0.7	4.4	49	19																																																																																																																																																																																																																																																					
		W13-U	Bedroom	3.7																																																																																																																																																																																																																																																								
First	R9	W14-L	LKD	0.3	8.0	67	23																																																																																																																																																																																																																																																					
		W14-U	LKD	1.6																																																																																																																																																																																																																																																								
		W15-L	LKD	0.7																																																																																																																																																																																																																																																								
		W15-U	LKD	2.5																																																																																																																																																																																																																																																								
		W16-L	LKD	0.5																																																																																																																																																																																																																																																								
		W16-U	LKD	2.5																																																																																																																																																																																																																																																								
First	R10	W17-L	LKD	0.4	3.2	N/R	N/R																																																																																																																																																																																																																																																					
		W17-U	LKD	1.3																																																																																																																																																																																																																																																								
		W18-L	LKD	0.3																																																																																																																																																																																																																																																								
		W18-U	LKD	1.2																																																																																																																																																																																																																																																								
First	R11	W19-L	Bedroom	0.7	4.4	N/R	N/R																																																																																																																																																																																																																																																					
		W19-U	Bedroom	3.7																																																																																																																																																																																																																																																								
First	R12	W20-L	Bedroom	0.5	3.4	N/R	N/R																																																																																																																																																																																																																																																					
		W20-U	Bedroom	2.9																																																																																																																																																																																																																																																								
First	R13	W21-L	LKD	0.2	1.8	N/R	N/R																																																																																																																																																																																																																																																					
		W21-U	LKD	1.0																																																																																																																																																																																																																																																								
		W22-L	LKD	0.2																																																																																																																																																																																																																																																								
		W22-U	LKD	0.5																																																																																																																																																																																																																																																								
First	R14	W23-L	Bedroom	0.4	1.2	N/R	N/R																																																																																																																																																																																																																																																					
		W23-U	Bedroom	0.9																																																																																																																																																																																																																																																								
First	R15	W24-L	Bedroom	0.5	3.1	N/R	N/R																																																																																																																																																																																																																																																					
		W24-U	Bedroom	2.6																																																																																																																																																																																																																																																								

Floor	Room ID	Window ID	Room Use	ADF	TOTAL ADF	ROOM TOTAL APSH	ROOM WINTER APSH
First	R16	W25-L	LKD	0.2	1.8	N/R	N/R
		W25-U	LKD	0.5			
		W26-L	LKD	0.2			
		W26-U	LKD	1.0			
First	R17	W27-L	Bedroom	0.5	1.7	N/R	N/R
		W27-U	Bedroom	1.3			
First	R18	W28-L	Bedroom	0.6	3.7	N/R	N/R
		W28-U	Bedroom	3.2			
First	R19	W29-L	Bedroom	0.6	3.7	N/R	N/R
		W29-U	Bedroom	3.1			
First	R20	W30-L	Bedroom	0.5	3.4	N/R	N/R
		W30-U	Bedroom	2.9			
First	R21	W31-L	LKD	0.2	3.7	30	8
		W31-U	LKD	0.4			
		W32-L	LKD	0.2			
		W32-U	LKD	1.0			
		W33-L	LKD	0.5			
		W33-U	LKD	1.5			
First	R22	W34-L	Bedroom	0.4	2.4	20	2
		W34-U	Bedroom	2.0			
First	R23	W35-L	Bedroom	0.4	3.0	23	5
		W35-U	Bedroom	2.5			
First	R24	W36-L	Bedroom	0.5	3.5	24	6
		W36-U	Bedroom	2.9			
Second	R1	W1-L	LKD	0.5	6.4	72	23
		W1-U	LKD	1.8			
		W2-L	LKD	0.2			
		W2-U	LKD	1.1			
		W37-L	LKD	0.6			
		W37-U	LKD	2.3			
Second	R2	W3-L	LKD	0.2	4.2	57	20
		W3-U	LKD	1.3			
		W4-L	LKD	0.6			
		W4-U	LKD	2.1			
Second	R3	W5-L	Bedroom	0.4	2.0	23	13
		W5-U	Bedroom	1.6			
Second	R4	W6-L	Bedroom	0.7	5.0	60	21
		W6-U	Bedroom	4.3			
Second	R5	W7-L	LKD	0.3	6.5	70	26
		W7-U	LKD	2.1			
		W8-L	LKD	0.2			
		W8-U	LKD	1.2			
		W9-L	LKD	0.5			
		W9-U	LKD	2.0			
Second	R6	W10-L	Bedroom	0.5	7.1	48	19
		W10-U	Bedroom	2.3			
		W11-L	Bedroom	0.7			
		W11-U	Bedroom	3.6			
Second	R7	W12-L	Bedroom	0.7	4.4	50	20
		W12-U	Bedroom	3.7			
Second	R8	W13-L	Bedroom	0.7	4.5	51	21
		W13-U	Bedroom	3.8			
Second	R9	W14-L	LKD	0.3	8.5	68	24
		W14-U	LKD	1.6			
		W15-L	LKD	0.7			
		W15-U	LKD	2.7			
		W16-L	LKD	0.5			
		W16-U	LKD	2.7			

Floor	Room ID	Window ID	Room Use	ADF	TOTAL ADF	ROOM TOTAL APSH	ROOM WINTER APSH
Second	R10	W17-L	LKD	0.4	3.7	N/R	N/R
		W17-U	LKD	1.6			
		W18-L	LKD	0.4			
		W18-U	LKD	1.3			
Second	R11	W19-L	Bedroom	0.7	4.7	N/R	N/R
		W19-U	Bedroom	3.9			
Second	R12	W20-L	Bedroom	0.6	3.6	N/R	N/R
		W20-U	Bedroom	3.0			
Second	R13	W21-L	LKD	0.2	2.1	N/R	N/R
		W21-U	LKD	1.1			
		W22-L	LKD	0.3			
		W22-U	LKD	0.5			
Second	R14	W23-L	Bedroom	0.4	1.5	N/R	N/R
		W23-U	Bedroom	1.1			
Second	R15	W24-L	Bedroom	0.5	3.4	N/R	N/R
		W24-U	Bedroom	2.9			
Second	R16	W25-L	LKD	0.3	2.1	N/R	N/R
		W25-U	LKD	0.6			
		W26-L	LKD	0.2			
		W26-U	LKD	1.1			
Second	R17	W27-L	Bedroom	0.5	2.1	N/R	N/R
		W27-U	Bedroom	1.6			
Second	R18	W28-L	Bedroom	0.6	4.0	N/R	N/R
		W28-U	Bedroom	3.3			
Second	R19	W29-L	Bedroom	0.6	3.9	N/R	N/R
		W29-U	Bedroom	3.3			
Second	R20	W30-L	Bedroom	0.6	3.6	N/R	N/R
		W30-U	Bedroom	3.0			
Second	R21	W31-L	LKD	0.3	4.7	36	10
		W31-U	LKD	0.5			
		W32-L	LKD	0.2			
		W32-U	LKD	1.1			
		W33-L	LKD	0.6			
		W33-U	LKD	2.0			
Second	R22	W34-L	Bedroom	0.4	2.6	29	5
		W34-U	Bedroom	2.2			
Second	R23	W35-L	Bedroom	0.5	3.3	30	6
		W35-U	Bedroom	2.8			
Second	R24	W36-L	Bedroom	0.6	3.8	30	6
		W36-U	Bedroom	3.2			
Third	R1	W1-L	LKD	0.5	7.0	77	25
		W1-U	LKD	1.9			
		W2-L	LKD	0.2			
		W2-U	LKD	1.2			
		W37-L	LKD	0.7			
		W37-U	LKD	2.6			
Third	R2	W3-L	LKD	0.3	4.5	59	22
		W3-U	LKD	1.4			
		W4-L	LKD	0.6			
		W4-U	LKD	2.3			
Third	R3	W5-L	Bedroom	0.4	2.1	25	15
		W5-U	Bedroom	1.7			
Third	R4	W6-L	Bedroom	0.7	5.3	60	21
		W6-U	Bedroom	4.6			
Third	R5	W7-L	LKD	0.4			
		W7-U	LKD	2.2			
		W8-L	LKD	0.2			

Floor	Room ID	Window ID	Room Use	ADF	TOTAL ADF	ROOM TOTAL APSH	ROOM WINTER APSH
		W8-U	LKD	1.3			
		W9-L	LKD	0.6			
		W9-U	LKD	2.2	6.9	70	26
Third	R6	W10-L	Bedroom	0.6			
		W10-U	Bedroom	2.4			
		W11-L	Bedroom	0.7			
		W11-U	Bedroom	3.8	7.5	50	21
Third	R7	W12-L	Bedroom	0.7			
		W12-U	Bedroom	4.0	4.7	51	21
Third	R8	W13-L	Bedroom	0.7			
		W13-U	Bedroom	4.0	4.8	51	21
Third	R9	W14-L	LKD	0.3			
		W14-U	LKD	1.7			
		W15-L	LKD	0.7			
		W15-U	LKD	2.8			
		W16-L	LKD	0.6			
		W16-U	LKD	3.0	9.0	74	26
Third	R10	W17-L	LKD	0.5			
		W17-U	LKD	1.9			
		W18-L	LKD	0.4			
		W18-U	LKD	1.5	4.2	N/R	N/R
Third	R11	W19-L	Bedroom	0.8			
		W19-U	Bedroom	4.7	5.5	N/R	N/R
Third	R12	W20-L	Bedroom	0.7			
		W20-U	Bedroom	3.7	4.4	N/R	N/R
Third	R13	W21-L	LKD	0.2			
		W21-U	LKD	1.3			
		W22-L	LKD	0.3			
		W22-U	LKD	0.7	2.6	N/R	N/R
Third	R14	W23-L	Bedroom	0.5			
		W23-U	Bedroom	1.4	2.0	N/R	N/R
Third	R15	W24-L	Bedroom	0.6			
		W24-U	Bedroom	3.5	4.1	N/R	N/R
Third	R16	W25-L	LKD	0.3			
		W25-U	LKD	0.8			
		W26-L	LKD	0.2			
		W26-U	LKD	1.3	2.6	N/R	N/R
Third	R17	W27-L	Bedroom	0.6			
		W27-U	Bedroom	2.0	2.6	N/R	N/R
Third	R18	W28-L	Bedroom	0.7			
		W28-U	Bedroom	3.9	4.6	N/R	N/R
Third	R19	W29-L	Bedroom	0.7			
		W29-U	Bedroom	3.9	4.6	N/R	N/R
Third	R20	W30-L	Bedroom	0.6			
		W30-U	Bedroom	3.6	4.3	N/R	N/R
Third	R21	W31-L	LKD	0.3			
		W31-U	LKD	0.7			
		W32-L	LKD	0.2			
		W32-U	LKD	1.3			
		W33-L	LKD	0.6			
		W33-U	LKD	2.5	5.7	40	13
Third	R22	W34-L	Bedroom	0.5			
		W34-U	Bedroom	2.6	3.0	34	7
Third	R23	W35-L	Bedroom	0.6			
		W35-U	Bedroom	3.1	3.7	34	7
Third	R24	W36-L	Bedroom	0.6			
		W36-U	Bedroom	3.6	4.2	35	8

Floor	Room ID	Window ID	Room Use	ADF	TOTAL ADF	ROOM TOTAL APSH	ROOM WINTER APSH
Fourth	R1	W1-L	LKD	0.6			
		W1-U	LKD	3.0			
		W2-L	LKD	0.2			
		W2-U	LKD	1.2			
		W37-L	LKD	0.8			
		W37-U	LKD	4.1	10.0	88	27
Fourth	R2	W3-L	LKD	0.3			
		W3-U	LKD	1.4			
		W4-L	LKD	0.7			
		W4-U	LKD	3.6	6.0	66	24
Fourth	R3	W5-L	Bedroom	0.5			
		W5-U	Bedroom	2.4	2.9	40	15
Fourth	R4	W6-L	Bedroom	0.8			
		W6-U	Bedroom	4.2	5.0	61	22
Fourth	R5	W7-L	LKD	0.4			
		W7-U	LKD	2.1			
		W8-L	LKD	0.3			
		W8-U	LKD	1.3			
		W9-L	LKD	0.7			
		W9-U	LKD	3.4	8.2	72	28
Fourth	R6	W10-L	Bedroom	0.6			
		W10-U	Bedroom	3.3			
		W11-L	Bedroom	0.7			
		W11-U	Bedroom	3.8	8.5	51	21
Fourth	R7	W12-L	Bedroom	0.7			
		W12-U	Bedroom	3.9	4.6	51	21
Fourth	R8	W13-L	Bedroom	0.7			
		W13-U	Bedroom	4.0	4.7	51	21
Fourth	R9	W14-L	LKD	0.3			
		W14-U	LKD	1.7			
		W15-L	LKD	0.9			
		W15-U	LKD	4.4			
		W16-L	LKD	0.6			
		W16-U	LKD	3.2	11.1	78	26
Fourth	R10	W17-L	LKD	0.6			
		W17-U	LKD	3.0			
		W18-L	LKD	0.6			
		W18-U	LKD	3.0	7.2	N/R	N/R
Fourth	R11	W19-L	Bedroom	0.9			
		W19-U	Bedroom	5.2	6.1	N/R	N/R
Fourth	R12	W20-L	Bedroom	0.7			
		W20-U	Bedroom	4.1	4.9	N/R	N/R
Fourth	R13	W21-L	LKD	0.3			
		W21-U	LKD	1.5			
		W22-L	LKD	0.5			
		W22-U	LKD	2.7	4.9	N/R	N/R
Fourth	R14	W23-L	Bedroom	0.7			
		W23-U	Bedroom	4.1	4.8	N/R	N/R
Fourth	R15	W24-L	Bedroom	0.7			
		W24-U	Bedroom	4.0	4.7	N/R	N/R
Fourth	R16	W25-L	LKD	0.5			
		W25-U	LKD	2.5			
		W26-L	LKD	0.3			
		W26-U	LKD	1.4	4.6	N/R	N/R
Fourth	R17	W27-L	Bedroom	0.8			
		W27-U	Bedroom	4.3	5.1	N/R	N/R
Fourth	R18	W28-L	Bedroom	0.8			
		W28-U	Bedroom	4.3	5.1	N/R	N/R

Floor	Room ID	Window ID	Room Use	ADF	TOTAL ADF	ROOM TOTAL APSH	ROOM WINTER APSH
Fourth	R19	W29-L	Bedroom	0.8	5.1	N/R	N/R
		W29-U	Bedroom	4.3			
Fourth	R20	W30-L	Bedroom	0.7	4.7	N/R	N/R
		W30-U	Bedroom	4.0			
Fourth	R21	W31-L	LKD	0.5	9.6	44	15
		W31-U	LKD	2.5			
		W32-L	LKD	0.2			
		W32-U	LKD	1.3			
		W33-L	LKD	0.8			
		W33-U	LKD	4.2			
Fourth	R22	W34-L	Bedroom	0.5	3.1	36	9
		W34-U	Bedroom	2.6			
Fourth	R23	W35-L	Bedroom	0.6	3.8	36	9
		W35-U	Bedroom	3.2			
Fourth	R24	W36-L	Bedroom	0.7	4.4	36	9
		W36-U	Bedroom	3.7			
Fifth	R1	W1-L	Bedroom	0.7	10.6	83	28
		W1-U	Bedroom	3.9			
		W31-L	Bedroom	0.4			
		W31-U	Bedroom	2.6			
		W32-L	Bedroom	0.4			
		W32-U	Bedroom	2.6			
Fifth	R2	W2-L	LKD	0.3	7.0	74	28
		W2-U	LKD	1.7			
		W3-L	LKD	0.3			
		W3-U	LKD	1.9			
		W4-L	LKD	0.4			
		W4-U	LKD	2.3			
Fifth	R3	W5-L	Bedroom	0.5	3.9	49	22
		W5-U	Bedroom	3.4			
Fifth	R4	W6-L	LKD	0.3	6.6	72	26
		W6-U	LKD	2.0			
		W7-L	LKD	0.3			
		W7-U	LKD	2.0			
		W8-L	LKD	0.3			
		W8-U	LKD	1.9			
Fifth	R5	W10-L	LKD	0.2	6.0	76	27
		W10-U	LKD	1.7			
		W11-L	LKD	0.2			
		W11-U	LKD	1.6			
		W12-L	LKD	0.1			
		W12-U	LKD	0.6			
		W13-L	LKD	0.2			
W13-U	LKD	1.3					
Fifth	R6	W14-L	Bedroom	0.7	4.5	N/R	N/R
		W14-U	Bedroom	3.9			
Fifth	R7	W15-L	Bedroom	0.7	4.7	N/R	N/R
		W15-U	Bedroom	4.1			
Fifth	R8	W16-L	Bedroom	1.7	11.4	N/R	N/R
		W16-U	Bedroom	9.7			
Fifth	R9	W17-L	LKD	0.3	6.3	N/R	N/R
		W17-U	LKD	1.8			
		W18-L	LKD	0.3			
		W18-U	LKD	1.8			
		W19-L	LKD	0.3			
		W19-U	LKD	1.8			
Fifth	R10	W20-L	LKD	0.6			
		W20-U	LKD	3.3			
		W21-L	LKD	0.3			
		W21-U	LKD	1.6			

Floor	Room ID	Window ID	Room Use	ADF	TOTAL ADF	ROOM TOTAL APSH	ROOM WINTER APSH
		W22-L	LKD	0.3			
		W22-U	LKD	1.6	7.7	N/R	N/R
Fifth	R11	W23-L	Bedroom	0.9			
		W23-U	Bedroom	5.1	6.0	N/R	N/R
Fifth	R12	W24-L	Bedroom	0.7			
		W24-U	Bedroom	4.0	4.6	N/R	N/R
Fifth	R13	W25-L	LKD	0.4			
		W25-U	LKD	2.1			
		W26-L	LKD	0.4			
		W26-U	LKD	2.0	4.8	N/R	N/R
Fifth	R14	W27-L	Bedroom	0.5			
		W27-U	Bedroom	2.6			
		W28-L	Bedroom	0.6			
		W28-U	Bedroom	4.0			
		W29-L	Bedroom	0.3			
		W29-U	Bedroom	1.8	9.8	45	16
Block 11							
Ground	R1	W1-L	LKD	0.3			
		W1-U	LKD	1.3	1.6	N/R	N/R
Ground	R2	W2-L	Bedroom	0.3			
		W2-U	Bedroom	2.3	2.6	N/R	N/R
Ground	R3	W3-L	Bedroom	0.2			
		W3-U	Bedroom	2.0	2.2	15	2
Ground	R4	W4-L	Bedroom	0.2			
		W4-U	Bedroom	2.0	2.2	16	2
Ground	R5	W5-L	LKD	0.4			
		W5-U	LKD	1.5	1.9	22	3
Ground	R6	W6-L	LKD	0.3			
		W6-U	LKD	0.9	1.2	N/R	N/R
Ground	R7	W7-L	Bedroom	0.1			
		W7-U	Bedroom	1.2	1.4	N/R	N/R
Ground	R8	W8-L	Bedroom	0.1			
		W8-U	Bedroom	1.1	1.2	N/R	N/R
Ground	R9	W9-L	LKD	0.3			
		W9-U	LKD	1.1	1.3	N/R	N/R
Ground	R10	W10-L	Bedroom	0.1			
		W10-U	Bedroom	0.7	0.8	6	2
Ground	R11	W11-L	LKD	0.1			
		W11-U	LKD	0.8	0.9	18	4
First	R1	W1-L	Bedroom	0.3			
		W1-U	Bedroom	1.3			
		W45-L	Bedroom	0.2			
		W45-U	Bedroom	0.8			
		W46-L	Bedroom	0.3			
		W46-U	Bedroom	0.8	3.8	37	2
First	R2	W2-L	Bedroom	0.3			
		W2-U	Bedroom	0.8	1.1	N/R	N/R
First	R3	W3-L	Bedroom	0.3			
		W3-U	Bedroom	0.8	1.1	N/R	N/R
First	R4	W4-L	LKD	0.3			
		W4-U	LKD	1.3	1.6	N/R	N/R
First	R5	W5-L	Bedroom	0.4			
		W5-U	Bedroom	1.1	1.5	N/R	N/R
First	R7	W11-L	Bedroom	0.5			

Floor	Room ID	Window ID	Room Use	ADF	TOTAL ADF	ROOM TOTAL APSH	ROOM WINTER APSH
		W11-U	Bedroom	2.7	3.2	18	4
First	R8	W13-L W13-U	Bedroom Bedroom	0.5 1.5	2.1	11	0
First	R9	W14-L W14-U	Bedroom Bedroom	0.4 1.0	1.4	9	0
First	R10	W15-L W15-U W17-L W17-U W19-L W19-U	LKD LKD LKD LKD LKD LKD	0.3 1.2 0.4 1.5 0.1 0.5	4.0	33	3
First	R11	W20-L W20-U W22-L W22-U W24-L W24-U	LKD LKD LKD LKD LKD LKD	0.1 0.5 0.4 1.5 0.3 1.1	3.9	N/R	N/R
First	R12	W25-L W25-U	Bedroom Bedroom	0.3 1.0	1.3	N/R	N/R
First	R13	W26-L W26-U	Bedroom Bedroom	0.4 1.4	1.8	N/R	N/R
First	R14	W27-L W27-U	Bedroom Bedroom	0.5 2.0	2.6	N/R	N/R
First	R15	W28-L W28-U	Bedroom Bedroom	0.1 0.3	0.4	N/R	N/R
First	R16	W30-L W30-U	LKD LKD	0.2 1.0	1.2	N/R	N/R
First	R17	W33-L W33-U	Bedroom Bedroom	0.3 1.2	1.5	N/R	N/R
First	R18	W35-L W35-U	Bedroom Bedroom	0.2 0.5	0.6	1	1
First	R19	W36-L W36-U W37-L W37-U	LKD LKD LKD LKD	0.0 0.0 0.3 1.0	1.3	16	7
First	R20	W38-L W38-U	Bedroom Bedroom	0.3 0.9	1.2	3	2
First	R21	W39-L W39-U W40-L W40-U	LKD LKD LKD LKD	0.4 1.5 0.4 1.3	3.6	44	12
First	R22	W41-L W41-U W43-L W43-U	Bedroom Bedroom Bedroom Bedroom	0.3 1.2 0.5 1.6	3.6	45	10
First	R23	W6-L W6-U	Bedroom Bedroom	0.3 0.3	0.5	2	0
Second	R1	W1-L W1-U W45-L W45-U W46-L W46-U	Bedroom Bedroom Bedroom Bedroom Bedroom Bedroom	0.5 1.5 0.3 1.2 0.5 1.8	5.7	47	4
Second	R2	W2-L W2-U	Bedroom Bedroom	0.3 0.8	1.1	N/R	N/R
Second	R3	W3-L W3-U	Bedroom Bedroom	0.3 0.9	1.2	N/R	N/R

Floor	Room ID	Window ID	Room Use	ADF	TOTAL ADF	ROOM TOTAL APSH	ROOM WINTER APSH
Second	R4	W4-L	LKD	0.3	1.5	N/R	N/R
		W4-U	LKD	1.2			
Second	R5	W5-L	Bedroom	0.4	1.7	N/R	N/R
		W5-U	Bedroom	1.3			
Second	R6	W6-L	Bedroom	0.4	1.2	6	1
		W6-U	Bedroom	0.8			
Second	R7	W7-L	LKD	0.1	4.2	31	4
		W7-U	LKD	0.4			
		W8-L	LKD	0.4			
		W8-U	LKD	2.6			
		W9-L	LKD	0.1			
		W9-U	LKD	0.6			
Second	R8	W10-L	Bedroom	0.1	6.8	36	6
		W10-U	Bedroom	0.6			
		W11-L	Bedroom	0.7			
		W11-U	Bedroom	4.1			
		W12-L	Bedroom	0.2			
		W12-U	Bedroom	1.1			
Second	R9	W13-L	Bedroom	0.5	2.2	14	0
		W13-U	Bedroom	1.7			
Second	R10	W14-L	Bedroom	0.5	1.9	13	1
		W14-U	Bedroom	1.4			
Second	R11	W15-L	LKD	0.3	6.2	39	7
		W15-U	LKD	1.1			
		W16-L	LKD	0.1			
		W16-U	LKD	0.6			
		W17-L	LKD	0.4			
		W17-U	LKD	2.5			
		W18-L	LKD	0.1			
		W18-U	LKD	0.5			
		W19-L	LKD	0.1			
		W19-U	LKD	0.5			
Second	R12	W20-L	LKD	0.1	6.0	19	0
		W20-U	LKD	0.5			
		W21-L	LKD	0.1			
		W21-U	LKD	0.5			
		W22-L	LKD	0.4			
		W22-U	LKD	2.5			
		W23-L	LKD	0.1			
		W23-U	LKD	0.5			
		W24-L	LKD	0.3			
		W24-U	LKD	1.0			
Second	R13	W25-L	Bedroom	0.3	1.4	N/R	N/R
		W25-U	Bedroom	1.1			
Second	R14	W26-L	Bedroom	0.4	1.9	N/R	N/R
		W26-U	Bedroom	1.4			
Second	R15	W27-L	Bedroom	0.5	2.3	N/R	N/R
		W27-U	Bedroom	1.8			
Second	R16	W28-L	Bedroom	0.1	0.5	N/R	N/R
		W28-U	Bedroom	0.4			
Second	R17	W29-L	LKD	0.1	3.6	5	0
		W29-U	LKD	0.7			
		W30-L	LKD	0.3			
		W30-U	LKD	2.0			
		W31-L	LKD	0.1			
		W31-U	LKD	0.3			
Second	R18	W32-L	Bedroom	0.2	3.0		
		W32-U	Bedroom	0.9			
		W33-L	Bedroom	0.5			
		W33-U	Bedroom	3.0			
		W34-L	Bedroom	0.2			

Floor	Room ID	Window ID	Room Use	ADF	TOTAL ADF	ROOM TOTAL APSH	ROOM WINTER APSH
		W34-U	Bedroom	0.9	5.7	16	6
Second	R19	W35-L	Bedroom	0.2			
		W35-U	Bedroom	0.7	0.9	2	2
Second	R20	W36-L	LKD	0.0			
		W36-U	LKD	0.0			
		W37-L	LKD	0.3			
		W37-U	LKD	0.9	1.3	18	8
Second	R21	W38-L	Bedroom	0.3			
		W38-U	Bedroom	1.1	1.5	8	4
Second	R22	W39-L	LKD	0.4			
		W39-U	LKD	1.4			
		W40-L	LKD	0.4			
		W40-U	LKD	1.5	3.6	53	14
Second	R23	W41-L	Bedroom	0.3			
		W41-U	Bedroom	1.4			
		W42-L	Bedroom	0.2			
		W42-U	Bedroom	1.1			
		W43-L	Bedroom	0.6			
		W43-U	Bedroom	3.9			
		W44-L	Bedroom	0.2			
		W44-U	Bedroom	0.9	8.7	68	11
Third	R1	W1-L	Bedroom	0.6			
		W1-U	Bedroom	2.2			
		W45-L	Bedroom	0.3			
		W45-U	Bedroom	1.4			
		W46-L	Bedroom	0.6			
		W46-U	Bedroom	2.5	7.6	57	12
Third	R2	W2-L	Bedroom	0.3			
		W2-U	Bedroom	0.7	1.1	N/R	N/R
Third	R3	W3-L	Bedroom	0.4			
		W3-U	Bedroom	0.9	1.2	N/R	N/R
Third	R4	W4-L	LKD	0.4			
		W4-U	LKD	1.5	1.9	N/R	N/R
Third	R5	W5-L	Bedroom	0.4			
		W5-U	Bedroom	1.2	1.6	N/R	N/R
Third	R6	W6-L	Bedroom	0.4			
		W6-U	Bedroom	0.9	1.3	9	3
Third	R7	W7-L	LKD	0.1			
		W7-U	LKD	0.4			
		W8-L	LKD	0.5			
		W8-U	LKD	2.7			
		W9-L	LKD	0.1			
		W9-U	LKD	0.6	4.3	38	7
Third	R8	W10-L	Bedroom	0.1			
		W10-U	Bedroom	0.7			
		W11-L	Bedroom	0.7			
		W11-U	Bedroom	4.1			
		W12-L	Bedroom	0.2			
		W12-U	Bedroom	1.1	7.0	43	8
Third	R9	W13-L	Bedroom	0.5			
		W13-U	Bedroom	1.6	2.2	15	1
Third	R10	W14-L	Bedroom	0.5			
		W14-U	Bedroom	1.4	1.9	11	2
Third	R11	W15-L	LKD	0.3			
		W15-U	LKD	1.3			
		W16-L	LKD	0.1			
		W16-U	LKD	0.4			
		W17-L	LKD	0.4			
		W17-U	LKD	1.9			
		W18-L	LKD	0.1			

Floor	Room ID	Window ID	Room Use	ADF	TOTAL ADF	ROOM TOTAL APSH	ROOM WINTER APSH
		W18-U	LKD	0.4			
		W19-L	LKD	0.1			
		W19-U	LKD	0.5	5.6	42	8
Third	R12	W20-L	LKD	0.1			
		W20-U	LKD	0.5			
		W21-L	LKD	0.1			
		W21-U	LKD	0.4			
		W22-L	LKD	0.4			
		W22-U	LKD	1.9			
		W23-L	LKD	0.1			
		W23-U	LKD	0.4			
		W24-L	LKD	0.3			
		W24-U	LKD	1.1	5.4	21	0
Third	R13	W25-L	Bedroom	0.3			
		W25-U	Bedroom	1.0	1.4	N/R	N/R
Third	R14	W26-L	Bedroom	0.4			
		W26-U	Bedroom	1.3	1.8	N/R	N/R
Third	R15	W27-L	Bedroom	0.6			
		W27-U	Bedroom	2.3	2.9	N/R	N/R
Third	R16	W28-L	Bedroom	0.3			
		W28-U	Bedroom	1.4	1.7	N/R	N/R
Third	R17	W29-L	LKD	0.1			
		W29-U	LKD	0.7			
		W30-L	LKD	0.4			
		W30-U	LKD	2.0			
		W31-L	LKD	0.1			
		W31-U	LKD	0.4	3.7	9	0
Third	R18	W32-L	Bedroom	0.2			
		W32-U	Bedroom	0.9			
		W33-L	Bedroom	0.6			
		W33-U	Bedroom	3.1			
		W34-L	Bedroom	0.2			
		W34-U	Bedroom	1.0	5.9	16	6
Third	R19	W35-L	Bedroom	0.3			
		W35-U	Bedroom	0.7	1.0	1	1
Third	R20	W36-L	LKD	0.1			
		W36-U	LKD	0.0			
		W37-L	LKD	0.3			
		W37-U	LKD	1.3	1.7	21	9
Third	R21	W38-L	Bedroom	0.4			
		W38-U	Bedroom	1.2	1.5	6	5
Third	R22	W39-L	LKD	0.4			
		W39-U	LKD	1.7			
		W40-L	LKD	0.5			
		W40-U	LKD	1.9	4.5	65	20
Third	R23	W41-L	Bedroom	0.4			
		W41-U	Bedroom	1.6			
		W42-L	Bedroom	0.2			
		W42-U	Bedroom	0.9			
		W43-L	Bedroom	0.7			
		W43-U	Bedroom	3.4			
		W44-L	Bedroom	0.2			
		W44-U	Bedroom	0.8	8.2	76	18
Fourth	R1	W1-L	Bedroom	0.6			
		W1-U	Bedroom	2.3			
		W45-L	Bedroom	0.4			
		W45-U	Bedroom	1.7			
		W46-L	Bedroom	0.6			
		W46-U	Bedroom	2.6	8.2	66	19
Fourth	R2	W2-L	Bedroom	0.4			
		W2-U	Bedroom	1.2	1.6	N/R	N/R

Floor	Room ID	Window ID	Room Use	ADF	TOTAL ADF	ROOM TOTAL APSH	ROOM WINTER APSH
Fourth	R3	W3-L	Bedroom	0.5	1.9	N/R	N/R
		W3-U	Bedroom	1.4			
Fourth	R4	W4-L	LKD	0.4	1.9	N/R	N/R
		W4-U	LKD	1.5			
Fourth	R5	W5-L	Bedroom	0.4	1.9	N/R	N/R
		W5-U	Bedroom	1.4			
Fourth	R6	W6-L	Bedroom	0.5	2.0	15	3
		W6-U	Bedroom	1.5			
Fourth	R7	W7-L	LKD	0.1	4.9	47	11
		W7-U	LKD	0.5			
		W8-L	LKD	0.5			
		W8-U	LKD	3.0			
		W9-L	LKD	0.1			
		W9-U	LKD	0.6			
Fourth	R8	W10-L	Bedroom	0.1	7.7	46	9
		W10-U	Bedroom	0.8			
		W11-L	Bedroom	0.8			
		W11-U	Bedroom	4.7			
		W12-L	Bedroom	0.2			
		W12-U	Bedroom	1.1			
Fourth	R9	W13-L	Bedroom	0.6	2.5	18	1
		W13-U	Bedroom	1.9			
Fourth	R10	W14-L	Bedroom	0.6	2.4	18	5
		W14-U	Bedroom	1.8			
Fourth	R11	W15-L	LKD	0.3	6.4	44	12
		W15-U	LKD	1.2			
		W16-L	LKD	0.1			
		W16-U	LKD	0.6			
		W17-L	LKD	0.4			
		W17-U	LKD	2.5			
		W18-L	LKD	0.1			
		W18-U	LKD	0.5			
		W19-L	LKD	0.1			
		W19-U	LKD	0.5			
Fourth	R12	W20-L	LKD	0.1	6.2	24	1
		W20-U	LKD	0.5			
		W21-L	LKD	0.1			
		W21-U	LKD	0.5			
		W22-L	LKD	0.4			
		W22-U	LKD	2.5			
		W23-L	LKD	0.1			
		W23-U	LKD	0.6			
		W24-L	LKD	0.3			
		W24-U	LKD	1.1			
Fourth	R13	W25-L	Bedroom	0.4	1.6	N/R	N/R
		W25-U	Bedroom	1.2			
Fourth	R14	W26-L	Bedroom	0.5	1.9	N/R	N/R
		W26-U	Bedroom	1.5			
Fourth	R15	W27-L	Bedroom	0.6	2.8	N/R	N/R
		W27-U	Bedroom	2.2			
Fourth	R16	W28-L	Bedroom	0.3	0.7	N/R	N/R
		W28-U	Bedroom	0.4			
Fourth	R17	W29-L	LKD	0.1	4.3	14	2
		W29-U	LKD	0.8			
		W30-L	LKD	0.4			
		W30-U	LKD	2.4			
		W31-L	LKD	0.1			
		W31-U	LKD	0.5			
Fourth	R18	W32-L	Bedroom	0.2			
		W32-U	Bedroom	1.0			
		W33-L	Bedroom	0.6			

Floor	Room ID	Window ID	Room Use	ADF	TOTAL ADF	ROOM TOTAL APSH	ROOM WINTER APSH
		W33-U	Bedroom	3.8			
		W34-L	Bedroom	0.2			
		W34-U	Bedroom	1.1	6.9	23	7
Fourth	R19	W35-L	Bedroom	0.4			
		W35-U	Bedroom	0.8	1.2	3	2
Fourth	R20	W36-L	LKD	0.1			
		W36-U	LKD	0.1			
		W37-L	LKD	0.4			
		W37-U	LKD	1.3	1.9	24	9
Fourth	R21	W38-L	Bedroom	0.4			
		W38-U	Bedroom	1.3	1.8	11	6
Fourth	R22	W39-L	LKD	0.4			
		W39-U	LKD	1.6			
		W40-L	LKD	0.5			
		W40-U	LKD	1.9	4.4	64	24
Fourth	R23	W41-L	Bedroom	0.4			
		W41-U	Bedroom	1.8			
		W42-L	Bedroom	0.2			
		W42-U	Bedroom	1.2			
		W43-L	Bedroom	0.8			
		W43-U	Bedroom	5.0			
		W44-L	Bedroom	0.2			
		W44-U	Bedroom	1.1	10.8	82	23
Fifth	R1	W1-L	Bedroom	0.7			
		W1-U	Bedroom	3.1			
		W45-L	Bedroom	0.4			
		W45-U	Bedroom	1.8			
		W46-L	Bedroom	0.8			
		W46-U	Bedroom	3.4	10.2	78	27
Fifth	R2	W2-L	Bedroom	0.5			
		W2-U	Bedroom	1.5	2.0	N/R	N/R
Fifth	R3	W3-L	Bedroom	0.6			
		W3-U	Bedroom	1.8	2.3	N/R	N/R
Fifth	R4	W4-L	LKD	0.5			
		W4-U	LKD	1.9	2.4	N/R	N/R
Fifth	R5	W5-L	Bedroom	0.5			
		W5-U	Bedroom	1.5	1.9	N/R	N/R
Fifth	R6	W6-L	Bedroom	0.5			
		W6-U	Bedroom	1.7	2.2	13	3
Fifth	R7	W7-L	LKD	0.1			
		W7-U	LKD	0.6			
		W8-L	LKD	0.6			
		W8-U	LKD	3.1			
		W9-L	LKD	0.1			
		W9-U	LKD	0.6	5.1	54	12
Fifth	R8	W10-L	Bedroom	0.1			
		W10-U	Bedroom	0.9			
		W11-L	Bedroom	0.9			
		W11-U	Bedroom	4.8			
		W12-L	Bedroom	0.2			
		W12-U	Bedroom	1.1	8.0	57	15
Fifth	R9	W13-L	Bedroom	0.6			
		W13-U	Bedroom	1.9	2.5	17	2
Fifth	R10	W14-L	Bedroom	0.6			
		W14-U	Bedroom	1.9	2.4	16	6
Fifth	R11	W15-L	LKD	0.3			
		W15-U	LKD	1.4			
		W16-L	LKD	0.1			
		W16-U	LKD	0.4			
		W17-L	LKD	0.4			

Floor	Room ID	Window ID	Room Use	ADF	TOTAL ADF	ROOM TOTAL APSH	ROOM WINTER APSH
		W17-U	LKD	1.9			
		W18-L	LKD	0.1			
		W18-U	LKD	0.4			
		W19-L	LKD	0.1			
		W19-U	LKD	0.5	5.8	47	13
Fifth	R12	W20-L	LKD	0.1			
		W20-U	LKD	0.5			
		W21-L	LKD	0.1			
		W21-U	LKD	0.4			
		W22-L	LKD	0.4			
		W22-U	LKD	1.9			
		W23-L	LKD	0.1			
		W23-U	LKD	0.4			
		W24-L	LKD	0.3			
		W24-U	LKD	1.2	5.6	30	2
Fifth	R13	W25-L	Bedroom	0.4			
		W25-U	Bedroom	1.1	1.6	N/R	N/R
Fifth	R14	W26-L	Bedroom	0.5			
		W26-U	Bedroom	1.4	1.9	N/R	N/R
Fifth	R15	W27-L	Bedroom	0.7			
		W27-U	Bedroom	2.8	3.5	N/R	N/R
Fifth	R16	W28-L	Bedroom	0.3			
		W28-U	Bedroom	0.5	0.8	N/R	N/R
Fifth	R17	W29-L	LKD	0.1			
		W29-U	LKD	0.8			
		W30-L	LKD	0.5			
		W30-U	LKD	2.6			
		W31-L	LKD	0.1			
		W31-U	LKD	0.5	4.6	20	0
Fifth	R18	W32-L	Bedroom	0.2			
		W32-U	Bedroom	1.1			
		W33-L	Bedroom	0.7			
		W33-U	Bedroom	4.1			
		W34-L	Bedroom	0.2			
		W34-U	Bedroom	1.2	7.5	27	8
Fifth	R19	W35-L	Bedroom	0.4			
		W35-U	Bedroom	0.9	1.3	2	1
Fifth	R20	W36-L	LKD	0.1			
		W36-U	LKD	0.2			
		W37-L	LKD	0.4			
		W37-U	LKD	1.7	2.4	30	11
Fifth	R21	W38-L	Bedroom	0.5			
		W38-U	Bedroom	1.3	1.8	8	5
Fifth	R22	W39-L	LKD	0.5			
		W39-U	LKD	1.9			
		W40-L	LKD	0.5			
		W40-U	LKD	2.2	5.1	75	27
Fifth	R23	W41-L	Bedroom	0.4			
		W41-U	Bedroom	1.9			
		W42-L	Bedroom	0.2			
		W42-U	Bedroom	1.0			
		W43-L	Bedroom	0.9			
		W43-U	Bedroom	4.4			
		W44-L	Bedroom	0.2			
		W44-U	Bedroom	0.9	10.0	88	29
Sixth	R1	W1-L	Bedroom	0.7			
		W1-U	Bedroom	2.7			
		W31-L	Bedroom	0.3			
		W31-U	Bedroom	1.4			
		W32-L	Bedroom	0.7			
		W32-U	Bedroom	2.9	8.7	82	28
Sixth	R2	W2-L	Bedroom	0.8			

Floor	Room ID	Window ID	Room Use	ADF	TOTAL ADF	ROOM TOTAL APSH	ROOM WINTER APSH
		W2-U	Bedroom	3.4	4.3	N/R	N/R
Sixth	R3	W3-L	Bedroom	0.8			
		W3-U	Bedroom	3.5	4.3	N/R	N/R
Sixth	R4	W4-L	LKD	0.5			
		W4-U	LKD	2.1	2.6	N/R	N/R
Sixth	R5	W5-L	Bedroom	0.5			
		W5-U	Bedroom	1.6	2.1	N/R	N/R
Sixth	R6	W6-L	Bedroom	0.6			
		W6-U	Bedroom	2.0	2.6	15	4
Sixth	R7	W7-L	LKD	0.6			
		W7-U	LKD	2.5	3.2	45	12
Sixth	R8	W8-L	Bedroom	1.0			
		W8-U	Bedroom	4.1	5.1	45	12
Sixth	R9	W9-L	Bedroom	0.8			
		W9-U	Bedroom	3.3	4.1	23	1
Sixth	R10	W10-L	Bedroom	0.7			
		W10-U	Bedroom	3.1	3.8	34	8
Sixth	R11	W11-L	LKD	0.4			
		W11-U	LKD	1.5			
		W12-L	LKD	0.3			
		W12-U	LKD	1.2			
		W13-L	LKD	0.2			
		W13-U	LKD	0.7	4.2	46	13
Sixth	R12	W14-L	LKD	0.2			
		W14-U	LKD	0.7			
		W15-L	LKD	0.3			
		W15-U	LKD	1.2			
		W16-L	LKD	0.3			
		W16-U	LKD	1.3	4.0	N/R	N/R
Sixth	R13	W17-L	Bedroom	0.7			
		W17-U	Bedroom	2.8	3.5	N/R	N/R
Sixth	R14	W18-L	Bedroom	0.7			
		W18-U	Bedroom	3.0	3.7	N/R	N/R
Sixth	R15	W19-L	Bedroom	0.8			
		W19-U	Bedroom	3.1	3.9	N/R	N/R
Sixth	R16	W20-L	Bedroom	0.5			
		W20-U	Bedroom	2.1	2.6	N/R	N/R
Sixth	R17	W21-L	LKD	0.6			
		W21-U	LKD	2.3	2.9	N/R	N/R
Sixth	R18	W22-L	Bedroom	0.9			
		W22-U	Bedroom	3.6	4.5	N/R	N/R
Sixth	R19	W23-L	Bedroom	0.7			
		W23-U	Bedroom	2.8	3.5	26	7
Sixth	R20	W24-L	LKD	0.2			
		W24-U	LKD	1.0			
		W25-L	LKD	0.5			
		W25-U	LKD	1.9	3.6	34	11
Sixth	R21	W26-L	Bedroom	0.7			
		W26-U	Bedroom	2.8	3.4	29	7
Sixth	R22	W27-L	LKD	0.5			
		W27-U	LKD	2.2			
		W28-L	LKD	0.6			
		W28-U	LKD	2.5	5.8	76	28
Sixth	R23	W29-L	Bedroom	0.4			
		W29-U	Bedroom	1.7			

Floor	Room ID	Window ID	Room Use	ADF	TOTAL ADF	ROOM TOTAL APSH	ROOM WINTER APSH
		W30-L	Bedroom	0.6			
		W30-U	Bedroom	2.5	5.3	62	26
Seventh	R1	W1-L	Bedroom	0.4			
		W1-U	Bedroom	2.1			
		W34-L	Bedroom	0.4			
		W34-U	Bedroom	1.9	4.7	65	21
Seventh	R2	W2-L	LKD	0.2			
		W2-U	LKD	1.0			
		W3-L	LKD	0.4			
		W3-U	LKD	2.1	3.7	N/R	N/R
Seventh	R3	W4-L	LKD	0.2			
		W4-U	LKD	0.7			
		W5-L	LKD	0.1			
		W5-U	LKD	0.7			
		W6-L	LKD	0.3			
		W6-U	LKD	1.3	3.3	47	13
Seventh	R5	W7-L	Bedroom	0.4			
		W7-U	Bedroom	1.6			
		W8-L	Bedroom	0.4			
		W8-U	Bedroom	1.6	4.0	39	9
Seventh	R6	W9-L	Bedroom	0.4			
		W9-U	Bedroom	1.6			
		W10-L	Bedroom	0.4			
		W10-U	Bedroom	1.6	4.0	39	9
Seventh	R7	W11-L	Bedroom	0.5			
		W11-U	Bedroom	2.3	2.8	34	5
Seventh	R8	W12-L	LKD	0.2			
		W12-U	LKD	0.8			
		W13-L	LKD	0.4			
		W13-U	LKD	1.8			
		W14-L	LKD	0.1			
		W14-U	LKD	0.7			
		W15-L	LKD	0.1			
		W15-U	LKD	0.7	4.9	48	14
Seventh	R9	W16-L	LKD	0.2			
		W16-U	LKD	0.8			
		W17-L	LKD	0.1			
		W17-U	LKD	0.7			
		W18-L	LKD	0.4			
		W18-U	LKD	1.7			
		W19-L	LKD	0.2			
		W19-U	LKD	0.8	4.9	N/R	N/R
Seventh	R10	W20-L	Bedroom	0.6			
		W20-U	Bedroom	2.9	3.5	N/R	N/R
Seventh	R11	W21-L	Bedroom	1.3			
		W21-U	Bedroom	5.8	7.1	N/R	N/R
Seventh	R12	W22-L	Bedroom	0.4			
		W22-U	Bedroom	1.8	2.2	N/R	N/R
Seventh	R13	W23-L	Bedroom	0.4			
		W23-U	Bedroom	1.6	1.9	N/R	N/R
Seventh	R14	W24-L	Bedroom	0.4			
		W24-U	Bedroom	1.6			
		W25-L	Bedroom	0.3			
		W25-U	Bedroom	1.6	3.9	N/R	N/R
Seventh	R15	W26-L	Bedroom	0.3			
		W26-U	Bedroom	1.5	1.8	N/R	N/R
Seventh	R16	W27-L	LKD	0.2			
		W27-U	LKD	0.8			
		W28-L	LKD	0.2			
		W28-U	LKD	0.8			
		W29-L	LKD	0.4			

Floor	Room ID	Window ID	Room Use	ADF	TOTAL ADF	ROOM TOTAL APSH	ROOM WINTER APSH
		W29-U	LKD	1.7	4.0	42	12
Seventh	R17	W30-L W30-U	Bedroom Bedroom	0.4 2.0	2.5	34	9
Seventh	R18	W31-L W31-U W32-L W32-U	LKD LKD LKD LKD	0.2 1.1 0.2 1.1	2.7	64	23
Seventh	R19	W33-L W33-U	Bedroom Bedroom	0.3 1.8	2.1	37	20
Eighth	R1	W1-L W1-U W2-L W2-U W22-L W22-U	LKD LKD LKD LKD LKD LKD	0.2 0.9 0.4 1.8 0.2 0.9	4.3	74	24
Eighth	R2	W4-L W4-U	Bedroom Bedroom	0.3 1.7	2.1	38	7
Eighth	R3	W5-L W5-U	Bedroom Bedroom	0.3 2.7	2.9	36	7
Eighth	R4	W6-L W6-U	Bedroom Bedroom	0.3 2.6	2.8	40	10
Eighth	R5	W23-L W23-U	LKD LKD	0.5 2.3	2.8	39	6
Eighth	R6	W7-L W7-U W8-L W8-U W9-L W9-U W10-L W10-U	Bedroom Bedroom Bedroom Bedroom Bedroom Bedroom Bedroom Bedroom	0.2 1.0 0.1 0.5 0.2 1.0 0.2 1.0	4.2	38	7
Eighth	R7	W11-L W11-U W12-L W12-U W13-L W13-U	LKD LKD LKD LKD LKD LKD	0.1 0.5 0.2 0.9 0.4 1.8	3.9	N/R	N/R
Eighth	R8	W14-L W14-U	Bedroom Bedroom	0.5 2.6	3.1	N/R	N/R
Eighth	R9	W15-L W15-U	Bedroom Bedroom	0.2 2.4	2.7	N/R	N/R
Eighth	R10	W16-L W16-U W17-L W17-U W18-L W18-U	LKD LKD LKD LKD LKD LKD	0.1 1.0 0.2 1.0 0.1 0.5	2.8	58	16
Eighth	R11	W19-L W19-U	Bedroom Bedroom	0.2 1.1	1.3	N/R	N/R
Eighth	R12	W20-L W20-U	Bedroom Bedroom	0.5 2.5	3.0	37	8
Eighth	R13	W21-L W21-U	Bedroom Bedroom	0.5 2.4	2.9	49	20
Block 12							
Ground	R1	W1-L W1-U W2-L W2-U	Bedroom Bedroom Bedroom Bedroom	0.1 0.8 0.1 0.8	1.9	N/R	N/R

Floor	Room ID	Window ID	Room Use	ADF	TOTAL ADF	ROOM TOTAL APSH	ROOM WINTER APSH
Ground	R2	W3-L	LKD	0.4	2.0	N/R	N/R
		W3-U	LKD	1.6			
Ground	R3	W4-L	Bedroom	0.3	2.5	N/R	N/R
		W4-U	Bedroom	2.3			
Ground	R4	W5-L	LKD	0.4	3.8	6	1
		W5-U	LKD	1.4			
		W6-L	LKD	0.3			
		W6-U	LKD	1.3			
		W7-L	LKD	0.1			
		W7-U	LKD	0.2			
		W8-L	LKD	0.1			
		W8-U	LKD	0.1			
Ground	R5	W9-L	Bedroom	0.1	0.5	3	0
		W9-U	Bedroom	0.4			
First	R1	W1-L	LKD	0.5	5.6	27	1
		W1-U	LKD	2.1			
		W2-L	LKD	0.2			
		W2-U	LKD	0.7			
		W38-L	LKD	0.4			
		W38-U	LKD	1.7			
First	R2	W3-L	LKD	0.2	5.1	10	0
		W3-U	LKD	0.7			
		W4-L	LKD	0.2			
		W4-U	LKD	0.6			
		W5-L	LKD	0.4			
		W5-U	LKD	1.8			
		W6-L	LKD	0.3			
W6-U	LKD	1.1					
First	R3	W7-L	Bedroom	0.7	3.7	0	0
		W7-U	Bedroom	3.0			
First	R4	W9-L	Bedroom	0.4	1.9	N/R	N/R
		W9-U	Bedroom	1.5			
First	R5	W10-L	Bedroom	0.4	2.0	N/R	N/R
		W10-U	Bedroom	1.5			
First	R6	W11-L	LKD	0.1	3.9	N/R	N/R
		W11-U	LKD	0.3			
		W12-L	LKD	0.5			
		W12-U	LKD	2.6			
		W13-L	LKD	0.1			
		W13-U	LKD	0.5			
First	R7	W14-L	Bedroom	0.6	2.5	N/R	N/R
		W14-U	Bedroom	1.9			
First	R8	W15-L	LKD	0.4	4.8	6	2
		W15-U	LKD	1.7			
		W16-L	LKD	0.4			
		W16-U	LKD	1.6			
		W17-L	LKD	0.1			
		W17-U	LKD	0.5			
		W18-L	LKD	0.0			
		W18-U	LKD	0.0			
First	R9	W19-L	Bedroom	0.1	0.3	0	0
		W19-U	Bedroom	0.1			
First	R10	W20-L	Bedroom	0.2	0.6	2	1
		W20-U	Bedroom	0.4			
First	R11	W21-L	LKD	0.3	3.2	37	1
		W21-U	LKD	1.3			
		W22-L	LKD	0.3			
		W22-U	LKD	1.3			
First	R12	W23-L	Bedroom	0.1	0.1	0	0
		W23-U	Bedroom	0.0			

Floor	Room ID	Window ID	Room Use	ADF	TOTAL ADF	ROOM TOTAL APSH	ROOM WINTER APSH
First	R13	W24-L	Bedroom	0.5	3.4	42	1
		W24-U	Bedroom	2.9			
First	R14	W25-L	Bedroom	0.1	0.1	0	0
		W25-U	Bedroom	0.0			
First	R15	W26-L	LKD	0.3	1.5	34	2
		W26-U	LKD	1.2			
First	R16	W27-L	Bedroom	0.3	0.9	3	3
		W27-U	Bedroom	0.7			
First	R17	W28-L	Bedroom	0.2	0.2	0	0
		W28-U	Bedroom	0.0			
First	R18	W29-L	LKD	0.3	6.3	56	12
		W29-U	LKD	1.9			
		W30-L	LKD	0.1			
		W30-U	LKD	0.6			
		W31-L	LKD	0.4			
		W31-U	LKD	2.2			
		W32-L	LKD	0.1			
		W32-U	LKD	0.6			
First	R19	W33-L	Bedroom	0.4	1.2	N/R	N/R
		W33-U	Bedroom	0.8			
First	R20	W34-L	Bedroom	0.2	8.5	32	8
		W34-U	Bedroom	1.0			
		W35-L	Bedroom	0.9			
		W35-U	Bedroom	4.9			
		W36-L	Bedroom	0.2			
		W36-U	Bedroom	1.3			
First	R21	W37-L	Bedroom	0.4	1.8	N/R	N/R
		W37-U	Bedroom	1.4			
First	R22	W8-L	Bedroom	0.1	0.4	0	0
		W8-U	Bedroom	0.2			
Second	R1	W1-L	LKD	0.5	5.2	28	2
		W1-U	LKD	1.8			
		W2-L	LKD	0.2			
		W2-U	LKD	0.7			
		W38-L	LKD	0.4			
		W38-U	LKD	1.6			
Second	R2	W3-L	LKD	0.2	4.9	11	0
		W3-U	LKD	0.7			
		W4-L	LKD	0.2			
		W4-U	LKD	0.6			
		W5-L	LKD	0.4			
		W5-U	LKD	1.5			
		W6-L	LKD	0.3			
		W6-U	LKD	0.9			
Second	R3	W7-L	Bedroom	0.7	3.4	1	0
		W7-U	Bedroom	2.7			
Second	R4	W9-L	Bedroom	0.5	2.1	N/R	N/R
		W9-U	Bedroom	1.6			
Second	R5	W10-L	Bedroom	0.5	2.1	N/R	N/R
		W10-U	Bedroom	1.6			
Second	R6	W11-L	LKD	0.1	4.1	N/R	N/R
		W11-U	LKD	0.3			
		W12-L	LKD	0.5			
		W12-U	LKD	2.7			
		W13-L	LKD	0.1			
		W13-U	LKD	0.5			
Second	R7	W14-L	Bedroom	0.6	2.7	N/R	N/R
		W14-U	Bedroom	2.1			

Floor	Room ID	Window ID	Room Use	ADF	TOTAL ADF	ROOM TOTAL APSH	ROOM WINTER APSH
Second	R8	W15-L	LKD	0.4			
		W15-U	LKD	1.5			
		W16-L	LKD	0.4			
		W16-U	LKD	1.4			
		W17-L	LKD	0.1			
		W17-U	LKD	0.3			
		W18-L	LKD	0.1			
		W18-U	LKD	0.1	4.3	6	4
Second	R9	W19-L	Bedroom	0.2			
		W19-U	Bedroom	0.4	0.6	2	1
Second	R10	W20-L	Bedroom	0.2			
		W20-U	Bedroom	0.6	0.7	3	1
Second	R11	W21-L	LKD	0.3			
		W21-U	LKD	1.1			
		W22-L	LKD	0.3			
		W22-U	LKD	1.2	3.0	39	1
Second	R12	W23-L	Bedroom	0.3			
		W23-U	Bedroom	0.0	0.3	0	0
Second	R13	W24-L	Bedroom	0.6			
		W24-U	Bedroom	3.4	4.0	52	3
Second	R14	W25-L	Bedroom	0.3			
		W25-U	Bedroom	0.0	0.3	0	0
Second	R15	W26-L	LKD	0.3			
		W26-U	LKD	1.3	1.6	41	2
Second	R16	W27-L	Bedroom	0.4			
		W27-U	Bedroom	0.8	1.2	4	4
Second	R17	W28-L	Bedroom	0.3			
		W28-U	Bedroom	0.2	0.6	0	0
Second	R18	W29-L	LKD	0.4			
		W29-U	LKD	2.3			
		W30-L	LKD	0.1			
		W30-U	LKD	0.7			
		W31-L	LKD	0.4			
		W31-U	LKD	2.5			
		W32-L	LKD	0.1			
		W32-U	LKD	0.6	7.1	63	13
Second	R19	W33-L	Bedroom	0.5			
		W33-U	Bedroom	1.3	1.8	N/R	N/R
Second	R20	W34-L	Bedroom	0.2			
		W34-U	Bedroom	1.1			
		W35-L	Bedroom	0.9			
		W35-U	Bedroom	5.4			
		W36-L	Bedroom	0.2			
		W36-U	Bedroom	1.4	9.2	39	9
Second	R21	W37-L	Bedroom	0.5			
		W37-U	Bedroom	1.6	2.1	N/R	N/R
Second	R22	W8-L	Bedroom	0.2			
		W8-U	Bedroom	0.3	0.5	0	0
Third	R1	W1-L	LKD	0.5			
		W1-U	LKD	2.1			
		W2-L	LKD	0.2			
		W2-U	LKD	0.7			
		W38-L	LKD	0.5			
		W38-U	LKD	1.9	5.8	33	5
Third	R2	W3-L	LKD	0.2			
		W3-U	LKD	0.7			
		W4-L	LKD	0.2			
		W4-U	LKD	0.6			
		W5-L	LKD	0.4			
		W5-U	LKD	1.8			

Floor	Room ID	Window ID	Room Use	ADF	TOTAL ADF	ROOM TOTAL APSH	ROOM WINTER APSH
		W6-L	LKD	0.3			
		W6-U	LKD	1.1	5.2	16	0
Third	R3	W7-L	Bedroom	0.8			
		W7-U	Bedroom	3.1	3.9	4	0
Third	R4	W9-L	Bedroom	0.5			
		W9-U	Bedroom	1.5	1.9	N/R	N/R
Third	R5	W10-L	Bedroom	0.4			
		W10-U	Bedroom	1.5	2.0	N/R	N/R
Third	R6	W11-L	LKD	0.1			
		W11-U	LKD	0.4			
		W12-L	LKD	0.5			
		W12-U	LKD	2.8			
		W13-L	LKD	0.1			
		W13-U	LKD	0.5	4.3	N/R	N/R
Third	R7	W14-L	Bedroom	0.6			
		W14-U	Bedroom	1.9	2.5	N/R	N/R
Third	R8	W15-L	LKD	0.4			
		W15-U	LKD	1.8			
		W16-L	LKD	0.4			
		W16-U	LKD	1.7			
		W17-L	LKD	0.2			
		W17-U	LKD	0.8			
		W18-L	LKD	0.1			
		W18-U	LKD	0.1	5.5	11	3
Third	R9	W19-L	Bedroom	0.2			
		W19-U	Bedroom	0.5	0.7	1	1
Third	R10	W20-L	Bedroom	0.2			
		W20-U	Bedroom	0.6	0.8	3	2
Third	R11	W21-L	LKD	0.4			
		W21-U	LKD	1.7			
		W22-L	LKD	0.4			
		W22-U	LKD	1.8	4.3	54	10
Third	R12	W23-L	Bedroom	0.4			
		W23-U	Bedroom	0.4	0.8	8	8
Third	R13	W24-L	Bedroom	0.7			
		W24-U	Bedroom	4.0	4.6	59	10
Third	R14	W25-L	Bedroom	0.3			
		W25-U	Bedroom	0.4	0.8	8	8
Third	R15	W26-L	LKD	0.4			
		W26-U	LKD	1.6	2.0	48	8
Third	R16	W27-L	Bedroom	0.4			
		W27-U	Bedroom	1.0	1.4	10	10
Third	R17	W28-L	Bedroom	0.4			
		W28-U	Bedroom	0.6	1.0	7	7
Third	R18	W29-L	LKD	0.4			
		W29-U	LKD	2.5			
		W30-L	LKD	0.1			
		W30-U	LKD	0.7			
		W31-L	LKD	0.5			
		W31-U	LKD	2.8			
		W32-L	LKD	0.1			
		W32-U	LKD	0.6	7.7	72	18
Third	R19	W33-L	Bedroom	0.5			
		W33-U	Bedroom	1.6	2.1	N/R	N/R
Third	R20	W34-L	Bedroom	0.2			
		W34-U	Bedroom	1.2			
		W35-L	Bedroom	1.0			
		W35-U	Bedroom	5.8			

Floor	Room ID	Window ID	Room Use	ADF	TOTAL ADF	ROOM TOTAL APSH	ROOM WINTER APSH
		W36-L	Bedroom	0.2			
		W36-U	Bedroom	1.3	9.7	44	11
Third	R21	W37-L	Bedroom	0.5			
		W37-U	Bedroom	1.6	2.1	N/R	N/R
Third	R22	W8-L	Bedroom	0.2			
		W8-U	Bedroom	0.3	0.5	0	0
Fourth	R1	W1-L	LKD	0.5			
		W1-U	LKD	1.8			
		W2-L	LKD	0.2			
		W2-U	LKD	0.7			
		W38-L	LKD	0.5			
		W38-U	LKD	1.7	5.4	32	6
Fourth	R2	W3-L	LKD	0.2			
		W3-U	LKD	0.7			
		W4-L	LKD	0.2			
		W4-U	LKD	0.6			
		W5-L	LKD	0.4			
		W5-U	LKD	1.5			
		W6-L	LKD	0.3			
		W6-U	LKD	1.1	5.1	21	0
Fourth	R3	W7-L	Bedroom	0.8			
		W7-U	Bedroom	3.1	4.0	9	0
Fourth	R4	W9-L	Bedroom	0.5			
		W9-U	Bedroom	1.6	2.1	N/R	N/R
Fourth	R5	W10-L	Bedroom	0.5			
		W10-U	Bedroom	1.6	2.1	N/R	N/R
Fourth	R6	W11-L	LKD	0.1			
		W11-U	LKD	0.4			
		W12-L	LKD	0.5			
		W12-U	LKD	2.9			
		W13-L	LKD	0.1			
		W13-U	LKD	0.6	4.6	N/R	N/R
Fourth	R7	W14-L	Bedroom	0.6			
		W14-U	Bedroom	2.1	2.7	N/R	N/R
Fourth	R8	W15-L	LKD	0.4			
		W15-U	LKD	1.6			
		W16-L	LKD	0.4			
		W16-U	LKD	1.5			
		W17-L	LKD	0.2			
		W17-U	LKD	0.7			
		W18-L	LKD	0.1			
		W18-U	LKD	0.2	5.1	14	6
Fourth	R9	W19-L	Bedroom	0.3			
		W19-U	Bedroom	0.8	1.1	4	3
Fourth	R10	W20-L	Bedroom	0.3			
		W20-U	Bedroom	0.7	1.0	5	3
Fourth	R11	W21-L	LKD	0.4			
		W21-U	LKD	1.5			
		W22-L	LKD	0.5			
		W22-U	LKD	1.8	4.2	55	17
Fourth	R12	W23-L	Bedroom	0.5			
		W23-U	Bedroom	1.5	2.0	11	11
Fourth	R13	W24-L	Bedroom	0.8			
		W24-U	Bedroom	4.6	5.4	67	18
Fourth	R14	W25-L	Bedroom	0.5			
		W25-U	Bedroom	1.4	1.9	11	11
Fourth	R15	W26-L	LKD	0.4			
		W26-U	LKD	1.6	2.1	49	16

Floor	Room ID	Window ID	Room Use	ADF	TOTAL ADF	ROOM TOTAL APSH	ROOM WINTER APSH
Fourth	R16	W27-L	Bedroom	0.5	2.2	13	13
		W27-U	Bedroom	1.7			
Fourth	R17	W28-L	Bedroom	0.6	2.3	11	11
		W28-U	Bedroom	1.7			
Fourth	R18	W29-L	LKD	0.5	8.8	84	24
		W29-U	LKD	2.9			
		W30-L	LKD	0.1			
		W30-U	LKD	0.8			
		W31-L	LKD	0.5			
		W31-U	LKD	3.2			
		W32-L	LKD	0.1			
		W32-U	LKD	0.7			
Fourth	R19	W33-L	Bedroom	0.6	2.7	N/R	N/R
		W33-U	Bedroom	2.1			
Fourth	R20	W34-L	Bedroom	0.2	10.7	48	13
		W34-U	Bedroom	1.3			
		W35-L	Bedroom	1.1			
		W35-U	Bedroom	6.5			
		W36-L	Bedroom	0.2			
		W36-U	Bedroom	1.4			
Fourth	R21	W37-L	Bedroom	0.5	2.4	N/R	N/R
		W37-U	Bedroom	1.9			
Fourth	R22	W8-L	Bedroom	0.2	0.7	0	0
		W8-U	Bedroom	0.5			
Fifth	R1	W1-L	LKD	0.5	5.8	35	7
		W1-U	LKD	2.0			
		W2-L	LKD	0.2			
		W2-U	LKD	0.7			
		W36-L	LKD	0.5			
		W36-U	LKD	1.9			
Fifth	R2	W3-L	LKD	0.2	5.5	29	2
		W3-U	LKD	0.7			
		W4-L	LKD	0.2			
		W4-U	LKD	0.6			
		W5-L	LKD	0.4			
		W5-U	LKD	1.7			
		W6-L	LKD	0.3			
		W6-U	LKD	1.3			
Fifth	R3	W7-L	Bedroom	1.0	5.0	17	0
		W7-U	Bedroom	4.0			
Fifth	R4	W8-L	Bedroom	0.4	2.0	4	0
		W8-U	Bedroom	1.7			
Fifth	R5	W9-L	Bedroom	0.6	3.4	N/R	N/R
		W9-U	Bedroom	2.7			
Fifth	R6	W10-L	Bedroom	0.6	3.3	N/R	N/R
		W10-U	Bedroom	2.7			
Fifth	R7	W11-L	LKD	0.4	2.1	N/R	N/R
		W11-U	LKD	1.7			
Fifth	R8	W12-L	Bedroom	0.8	4.0	N/R	N/R
		W12-U	Bedroom	3.2			
Fifth	R9	W13-L	LKD	0.5	6.9	23	7
		W13-U	LKD	1.9			
		W14-L	LKD	0.4			
		W14-U	LKD	1.7			
		W15-L	LKD	0.3			
		W15-U	LKD	1.1			
		W16-L	LKD	0.2			
		W16-U	LKD	0.8			
Fifth	R10	W17-L	Bedroom	0.6	3.2	22	6
		W17-U	Bedroom	2.5			

Floor	Room ID	Window ID	Room Use	ADF	TOTAL ADF	ROOM TOTAL APSH	ROOM WINTER APSH																																																																																																																																																																																																																																																								
Fifth	R11	W18-L	Bedroom	0.5	2.5	15	3																																																																																																																																																																																																																																																								
		W18-U	Bedroom	2.0				Fifth	R12	W19-L	LKD	0.5	5.4	70	26	W19-U	LKD	2.0	W20-L	LKD	0.6	W20-U	LKD	2.3	Fifth	R13	W21-L	Bedroom	0.7	3.8	46	20	W21-U	Bedroom	3.1	Fifth	R14	W22-L	Bedroom	0.6	3.6	60	24	W22-U	Bedroom	3.0	Fifth	R15	W23-L	Bedroom	0.7	3.5	40	18	W23-U	Bedroom	2.8	Fifth	R16	W24-L	LKD	0.5	2.7	64	24	W24-U	LKD	2.2	Fifth	R17	W25-L	Bedroom	0.6	2.6	19	19	W25-U	Bedroom	2.0	Fifth	R18	W26-L	Bedroom	0.6	2.9	18	18	W26-U	Bedroom	2.2	Fifth	R19	W27-L	LKD	0.5	7.8	88	28	W27-U	LKD	2.5	W28-L	LKD	0.1	W28-U	LKD	0.6	W29-L	LKD	0.6	W29-U	LKD	2.7	W30-L	LKD	0.1	W30-U	LKD	0.6	Fifth	R20	W31-L	Bedroom	0.6	2.9	N/R	N/R	W31-U	Bedroom	2.2	Fifth	R21	W32-L	Bedroom	0.2	9.2	51	15	W32-U	Bedroom	1.1	W33-L	Bedroom	1.2	W33-U	Bedroom	5.3	W34-L	Bedroom	0.2	W34-U	Bedroom	1.1	Fifth	R22	W35-L	Bedroom	0.6	2.5	N/R	N/R	W35-U	Bedroom	2.0	Sixth	R1	W1-L	LKD	0.2	5.8	N/R	N/R	W1-U	LKD	1.2	W2-L	LKD	0.3	W2-U	LKD	1.2	W25-L	LKD	0.2	W25-U	LKD	1.1	W26-L	LKD	0.2	W26-U	LKD	1.2	Sixth	R2	W3-L	Bedroom	1.0	4.9	N/R	N/R	W3-U	Bedroom	3.9	Sixth	R3	W4-L	LKD	0.4	6.4	25	3	W4-U	LKD	1.9	W5-L	LKD	0.4	W5-U	LKD	1.7	W6-L	LKD	0.4	W6-U	LKD	1.6	Sixth	R4	W7-L	Bedroom	0.5	3.1	N/R	N/R	W7-U	Bedroom	2.6	Sixth	R5	W8-L	Bedroom	0.6	3.3	N/R	N/R	W8-U	Bedroom	2.7	Sixth	R6	W9-L	Bedroom	0.3	2.4
Fifth	R12	W19-L	LKD	0.5	5.4	70	26																																																																																																																																																																																																																																																								
		W19-U	LKD	2.0																																																																																																																																																																																																																																																											
		W20-L	LKD	0.6																																																																																																																																																																																																																																																											
		W20-U	LKD	2.3																																																																																																																																																																																																																																																											
Fifth	R13	W21-L	Bedroom	0.7	3.8	46	20																																																																																																																																																																																																																																																								
		W21-U	Bedroom	3.1																																																																																																																																																																																																																																																											
Fifth	R14	W22-L	Bedroom	0.6	3.6	60	24																																																																																																																																																																																																																																																								
		W22-U	Bedroom	3.0																																																																																																																																																																																																																																																											
Fifth	R15	W23-L	Bedroom	0.7	3.5	40	18																																																																																																																																																																																																																																																								
		W23-U	Bedroom	2.8																																																																																																																																																																																																																																																											
Fifth	R16	W24-L	LKD	0.5	2.7	64	24																																																																																																																																																																																																																																																								
		W24-U	LKD	2.2																																																																																																																																																																																																																																																											
Fifth	R17	W25-L	Bedroom	0.6	2.6	19	19																																																																																																																																																																																																																																																								
		W25-U	Bedroom	2.0																																																																																																																																																																																																																																																											
Fifth	R18	W26-L	Bedroom	0.6	2.9	18	18																																																																																																																																																																																																																																																								
		W26-U	Bedroom	2.2																																																																																																																																																																																																																																																											
Fifth	R19	W27-L	LKD	0.5	7.8	88	28																																																																																																																																																																																																																																																								
		W27-U	LKD	2.5																																																																																																																																																																																																																																																											
		W28-L	LKD	0.1																																																																																																																																																																																																																																																											
		W28-U	LKD	0.6																																																																																																																																																																																																																																																											
		W29-L	LKD	0.6																																																																																																																																																																																																																																																											
		W29-U	LKD	2.7																																																																																																																																																																																																																																																											
		W30-L	LKD	0.1																																																																																																																																																																																																																																																											
		W30-U	LKD	0.6																																																																																																																																																																																																																																																											
Fifth	R20	W31-L	Bedroom	0.6	2.9	N/R	N/R																																																																																																																																																																																																																																																								
		W31-U	Bedroom	2.2																																																																																																																																																																																																																																																											
Fifth	R21	W32-L	Bedroom	0.2	9.2	51	15																																																																																																																																																																																																																																																								
		W32-U	Bedroom	1.1																																																																																																																																																																																																																																																											
		W33-L	Bedroom	1.2																																																																																																																																																																																																																																																											
		W33-U	Bedroom	5.3																																																																																																																																																																																																																																																											
		W34-L	Bedroom	0.2																																																																																																																																																																																																																																																											
		W34-U	Bedroom	1.1																																																																																																																																																																																																																																																											
Fifth	R22	W35-L	Bedroom	0.6	2.5	N/R	N/R																																																																																																																																																																																																																																																								
		W35-U	Bedroom	2.0																																																																																																																																																																																																																																																											
Sixth	R1	W1-L	LKD	0.2	5.8	N/R	N/R																																																																																																																																																																																																																																																								
		W1-U	LKD	1.2																																																																																																																																																																																																																																																											
		W2-L	LKD	0.3																																																																																																																																																																																																																																																											
		W2-U	LKD	1.2																																																																																																																																																																																																																																																											
		W25-L	LKD	0.2																																																																																																																																																																																																																																																											
		W25-U	LKD	1.1																																																																																																																																																																																																																																																											
		W26-L	LKD	0.2																																																																																																																																																																																																																																																											
		W26-U	LKD	1.2																																																																																																																																																																																																																																																											
Sixth	R2	W3-L	Bedroom	1.0	4.9	N/R	N/R																																																																																																																																																																																																																																																								
		W3-U	Bedroom	3.9																																																																																																																																																																																																																																																											
Sixth	R3	W4-L	LKD	0.4	6.4	25	3																																																																																																																																																																																																																																																								
		W4-U	LKD	1.9																																																																																																																																																																																																																																																											
		W5-L	LKD	0.4																																																																																																																																																																																																																																																											
		W5-U	LKD	1.7																																																																																																																																																																																																																																																											
		W6-L	LKD	0.4																																																																																																																																																																																																																																																											
		W6-U	LKD	1.6																																																																																																																																																																																																																																																											
Sixth	R4	W7-L	Bedroom	0.5	3.1	N/R	N/R																																																																																																																																																																																																																																																								
		W7-U	Bedroom	2.6																																																																																																																																																																																																																																																											
Sixth	R5	W8-L	Bedroom	0.6	3.3	N/R	N/R																																																																																																																																																																																																																																																								
		W8-U	Bedroom	2.7																																																																																																																																																																																																																																																											
Sixth	R6	W9-L	Bedroom	0.3	2.4	N/R	N/R																																																																																																																																																																																																																																																								
		W9-U	Bedroom	2.1																																																																																																																																																																																																																																																											

Floor	Room ID	Window ID	Room Use	ADF	TOTAL ADF	ROOM TOTAL APSH	ROOM WINTER APSH
Sixth	R7	W10-L	LKD	0.3			
		W10-U	LKD	1.6			
		W11-L	LKD	0.2			
		W11-U	LKD	0.8			
		W12-L	LKD	0.1			
		W12-U	LKD	0.6			
		W13-L	LKD	0.1			
		W13-U	LKD	0.7	4.4	26	5
Sixth	R8	W14-L	Bedroom	0.4			
		W14-U	Bedroom	2.2	2.6	29	6
Sixth	R9	W15-L	Bedroom	0.4			
		W15-U	Bedroom	2.3	2.8	49	20
Sixth	R10	W17-L	LKD	0.2			
		W17-U	LKD	1.4	1.5	56	25
Sixth	R11	W18-L	Bedroom	0.7			
		W18-U	Bedroom	3.3	4.0	49	17
Sixth	R12	W19-L	LKD	0.5			
		W19-U	LKD	2.0	2.5	66	26
Sixth	R13	W20-L	Bedroom	0.4			
		W20-U	Bedroom	1.7			
		W21-L	Bedroom	0.4			
		W21-U	Bedroom	1.7	4.2	40	19
Sixth	R14	W22-L	Bedroom	0.5			
		W22-U	Bedroom	2.0			
		W27-L	Bedroom	0.5			
		W27-U	Bedroom	2.3	5.3	82	28
Sixth	R15	W23-L	Bedroom	0.8			
		W23-U	Bedroom	3.5	4.3	N/R	N/R
Sixth	R16	W24-L	Bedroom	0.8			
		W24-U	Bedroom	3.5	4.3	N/R	N/R
Seventh	R1	W1-L	LKD	0.1			
		W1-U	LKD	0.6			
		W2-L	LKD	0.3			
		W2-U	LKD	1.6			
		W3-L	LKD	0.1			
		W3-U	LKD	0.6			
		W4-L	LKD	0.1			
		W4-U	LKD	0.6			
		W5-L	LKD	0.1			
		W5-U	LKD	0.6	4.8	23	1
Seventh	R2	W6-L	LKD	0.2			
		W6-U	LKD	1.0			
		W7-L	LKD	0.5			
		W7-U	LKD	2.0	3.7	63	23
Seventh	R3	W8-L	Bedroom	0.4			
		W8-U	Bedroom	2.6	3.0	N/R	N/R
Seventh	R4	W9-L	Bedroom	0.6			
		W9-U	Bedroom	2.6	3.1	N/R	N/R
Seventh	R5	W10-L	Bedroom	0.5			
		W10-U	Bedroom	2.3	2.9	N/R	N/R
Seventh	R6	W11-L	Bedroom	0.5			
		W11-U	Bedroom	2.6	3.1	N/R	N/R
SCHOOL							
Ground	R1	W1-L	Class Room	0.1			
		W1-U	Class Room	6.2	6.3	N/R	N/R
Ground	R2	W2-L	Class Room	0.1			
		W2-U	Class Room	5.5	5.6	N/R	N/R

Floor	Room ID	Window ID	Room Use	ADF	TOTAL ADF	ROOM TOTAL APSH	ROOM WINTER APSH
Ground	R3	W3-L	Class Room	0.0	4.6	N/R	N/R
		W3-U	Class Room	2.2			
		W4-L	Class Room	0.0			
		W4-U	Class Room	2.3			
Ground	R4	W5-L	Class Room	0.0	3.1	N/R	N/R
		W5-U	Class Room	0.7			
		W6-L	Class Room	0.0			
		W6-U	Class Room	0.9			
		W7-L	Class Room	0.0			
		W7-U	Class Room	0.7			
		W8-L	Class Room	0.0			
		W8-U	Class Room	0.8			
Ground	R5	W9-L	Class Room	0.0	8.2	84	30
		W9-U	Class Room	1.0			
		W10-L	Class Room	0.0			
		W10-U	Class Room	0.5			
		W11-L	Class Room	0.0			
		W11-U	Class Room	0.6			
		W12-L	Class Room	0.0			
		W12-U	Class Room	1.2			
		W13-L	Class Room	0.0			
		W13-U	Class Room	1.2			
		W14-L	Class Room	0.1			
		W14-U	Class Room	2.9			
		W15-L	Class Room	0.0			
		W15-U	Class Room	0.7			
Ground	R6	W16-L	Class Room	0.1	9.8	55	25
		W16-U	Class Room	4.8			
		W17-L	Class Room	0.1			
		W17-U	Class Room	4.8			
Ground	R7	W18-L	Class Room	0.0	3.0	55	25
		W18-U	Class Room	1.5			
		W19-L	Class Room	0.0			
		W19-U	Class Room	1.5			
Ground	R8	W20-L	Class Room	0.1	3.7	72	30
		W20-U	Class Room	3.6			
Ground	R9	W21-L	Class Room	0.1	4.8	N/R	N/R
		W21-U	Class Room	4.7			
Ground	R10	W22-L	Class Room	0.1	5.3	N/R	N/R
		W22-U	Class Room	5.2			
Ground	R11	W23-L	Class Room	0.1	5.5	N/R	N/R
		W23-U	Class Room	5.4			
Ground	R12	W24-L	Class Room	0.1	5.6	N/R	N/R
		W24-U	Class Room	3.0			
		W25-L	Class Room	0.0			
		W25-U	Class Room	1.2			
		W26-L	Class Room	0.0			
		W26-U	Class Room	1.2			
Ground	R13	W27-L	Class Room	0.1	4.9	N/R	N/R
		W27-U	Class Room	2.6			
		W28-L	Class Room	0.0			
		W28-U	Class Room	1.1			
		W29-L	Class Room	0.0			
		W29-U	Class Room	1.1			
Ground	R14	W30-L	Class Room	0.0	1.3	N/R	N/R
		W30-U	Class Room	1.3			
Ground	R15	W31-L	Class Room	0.1	5.6	N/R	N/R
		W31-U	Class Room	2.6			
		W32-L	Class Room	0.0			
		W32-U	Class Room	1.0			
		W33-L	Class Room	0.0			
		W33-U	Class Room	1.0			
		W34-L	Class Room	0.0			
		W34-U	Class Room	0.0			

Floor	Room ID	Window ID	Room Use	ADF	TOTAL ADF	ROOM TOTAL APSH	ROOM WINTER APSH
		W34-U	Class Room	1.0	5.8	N/R	N/R
Ground	R16	W35-L	Class Room	0.0			
		W35-U	Class Room	1.4			
		W36-L	Class Room	0.1			
		W36-U	Class Room	3.4			
		W37-L	Class Room	0.0			
		W37-U	Class Room	1.8			
		W38-L	Class Room	0.0			
		W38-U	Class Room	0.7			
		W39-L	Class Room	0.0			
		W39-U	Class Room	0.7	8.2	N/R	N/R
Ground	R17	W40-L	Class Room	0.0			
		W40-U	Class Room	0.7			
		W41-L	Class Room	0.0			
		W41-U	Class Room	1.7	2.5	N/R	N/R
Ground	R18	W42-L	Class Room	0.0			
		W42-U	Class Room	0.5			
		W43-L	Class Room	0.0			
		W43-U	Class Room	1.2			
		W44-L	Class Room	0.0			
		W44-U	Class Room	0.5			
		W45-L	Class Room	0.0			
		W45-U	Class Room	0.5			
		W46-L	Class Room	0.0			
		W46-U	Class Room	1.4			
		W47-L	Class Room	0.0			
		W47-U	Class Room	0.6	4.8	N/R	N/R
Ground	R19	W48-L	Class Room	0.0			
		W48-U	Class Room	0.5			
		W49-L	Class Room	0.0			
		W49-U	Class Room	0.5			
		W50-L	Class Room	0.0			
		W50-U	Class Room	1.3			
		W51-L	Class Room	0.0			
		W51-U	Class Room	0.5	2.9	N/R	N/R
Ground	R20	W52-L	Class Room	0.0			
		W52-U	Class Room	0.6			
		W53-L	Class Room	0.0			
		W53-U	Class Room	1.5			
		W54-L	Class Room	0.0			
		W54-U	Class Room	0.6	2.7	N/R	N/R
Ground	R21	W55-L	Class Room	0.1			
		W55-U	Class Room	2.7			
		W56-L	Class Room	0.0			
		W56-U	Class Room	1.1	3.9	N/R	N/R
First	R1	W1-L	Class Room	0.1			
		W1-U	Class Room	4.0			
		W2-L	Class Room	0.0			
		W2-U	Class Room	1.7	5.8	N/R	N/R
First	R2	W3-L	Class Room	0.0			
		W3-U	Class Room	1.7			
		W4-L	Class Room	0.0			
		W4-U	Class Room	0.8			
		W5-L	Class Room	0.0			
		W5-U	Class Room	0.8			
		W6-L	Class Room	0.0			
		W6-U	Class Room	0.8	4.2	N/R	N/R
First	R3	W7-L	Class Room	0.0			
		W7-U	Class Room	1.6			
		W8-L	Class Room	0.0			
		W8-U	Class Room	1.7			
		W9-L	Class Room	0.0			
		W9-U	Class Room	1.6	5.0	N/R	N/R
First	R4	W10-L	Class Room	0.0			
		W10-U	Class Room	0.8			
		W11-L	Class Room	0.0			

Floor	Room ID	Window ID	Room Use	ADF	TOTAL ADF	ROOM TOTAL APSH	ROOM WINTER APSH
		W11-U	Class Room	0.8			
		W12-L	Class Room	0.0			
		W12-U	Class Room	0.8			
		W13-L	Class Room	0.0			
		W13-U	Class Room	1.6	4.1	N/R	N/R
First	R5	W14-L	Class Room	0.1			
		W14-U	Class Room	4.2			
		W15-L	Class Room	0.0			
		W15-U	Class Room	1.6	5.9	N/R	N/R
First	R6	W16-L	Class Room	0.0			
		W16-U	Class Room	0.8			
		W17-L	Class Room	0.0			
		W17-U	Class Room	0.8			
		W18-L	Class Room	0.0			
		W18-U	Class Room	0.8			
		W19-L	Class Room	0.0			
		W19-U	Class Room	1.6	4.1	N/R	N/R
First	R7	W20-L	Class Room	0.1			
		W20-U	Class Room	4.2			
		W21-L	Class Room	0.0			
		W21-U	Class Room	0.9	5.2	N/R	N/R
First	R8	W22-L	Class Room	0.0			
		W22-U	Class Room	1.6			
		W23-L	Class Room	0.1			
		W23-U	Class Room	4.0	5.7	N/R	N/R
First	R9	W24-L	Class Room	0.0			
		W24-U	Class Room	1.6			
		W25-L	Class Room	0.0			
		W25-U	Class Room	1.6			
		W26-L	Class Room	0.0			
		W26-U	Class Room	1.6	4.9	N/R	N/R
First	R10	W27-L	Class Room	0.0			
		W27-U	Class Room	1.6			
		W28-L	Class Room	0.1			
		W28-U	Class Room	3.8			
		W29-L	Class Room	0.0			
		W29-U	Class Room	2.2			
		W30-L	Class Room	0.0			
		W30-U	Class Room	0.9	8.6	N/R	N/R
First	R11	W31-L	Class Room	0.0			
		W31-U	Class Room	1.7	1.8	N/R	N/R
First	R12	W32-L	Class Room	0.0			
		W32-U	Class Room	0.8			
		W33-L	Class Room	0.0			
		W33-U	Class Room	0.4			
		W34-L	Class Room	0.0			
		W34-U	Class Room	0.4			
		W35-L	Class Room	0.0			
		W35-U	Class Room	0.4	2.0	N/R	N/R
First	R13	W36-L	Class Room	0.0			
		W36-U	Class Room	1.6			
		W37-L	Class Room	0.0			
		W37-U	Class Room	0.8	2.4	N/R	N/R
First	R14	W38-L	Class Room	0.0			
		W38-U	Class Room	0.4			
		W39-L	Class Room	0.0			
		W39-U	Class Room	0.4			
		W40-L	Class Room	0.0			
		W40-U	Class Room	1.9			
		W41-L	Class Room	0.0			
		W41-U	Class Room	2.1			
		W42-L	Class Room	0.0			
		W42-U	Class Room	0.8	5.7	N/R	N/R
First	R15	W43-L	Class Room	0.0			
		W43-U	Class Room	0.8			

Floor	Room ID	Window ID	Room Use	ADF	TOTAL ADF	ROOM TOTAL APSH	ROOM WINTER APSH
		W44-L	Class Room	0.0			
		W44-U	Class Room	0.8			
		W45-L	Class Room	0.0			
		W45-U	Class Room	0.9	2.6	N/R	N/R
First	R16	W46-L	Class Room	0.0			
		W46-U	Class Room	2.1			
		W47-L	Class Room	0.0			
		W47-U	Class Room	0.8	3.0	N/R	N/R
First	R17	W48-L	Class Room	0.0			
		W48-U	Class Room	0.9			
		W49-L	Class Room	0.0			
		W49-U	Class Room	2.3	3.2	N/R	N/R
First	R18	W50-L	Class Room	0.0			
		W50-U	Class Room	0.9			
		W51-L	Class Room	0.0			
		W51-U	Class Room	0.9			
		W52-L	Class Room	0.0			
		W52-U	Class Room	0.9	2.7	N/R	N/R
First	R19	W53-L	Class Room	0.0			
		W53-U	Class Room	0.4			
		W54-L	Class Room	0.0			
		W54-U	Class Room	0.4			
		W55-L	Class Room	0.0			
		W55-U	Class Room	0.4			
		W56-L	Class Room	0.0			
		W56-U	Class Room	1.0	2.3	N/R	N/R
First	R20	W57-L	Class Room	0.0			
		W57-U	Class Room	0.9			
		W58-L	Class Room	0.0			
		W58-U	Class Room	2.5	3.5	N/R	N/R
First	R21	W59-L	Class Room	0.0			
		W59-U	Class Room	0.5			
		W60-L	Class Room	0.0			
		W60-U	Class Room	0.5			
		W61-L	Class Room	0.0			
		W61-U	Class Room	0.5			
		W62-L	Class Room	0.0			
		W62-U	Class Room	1.0	2.5	N/R	N/R
First	R22	W63-L	Class Room	0.0			
		W63-U	Class Room	1.1			
		W64-L	Class Room	0.0			
		W64-U	Class Room	2.6	3.8	N/R	N/R
First	R23	W65-L	Class Room	0.0			
		W65-U	Class Room	1.1			
		W66-L	Class Room	0.0			
		W66-U	Class Room	1.1			
		W67-L	Class Room	0.0			
		W67-U	Class Room	1.2	3.5	N/R	N/R
First	R24	W68	Class Room	0.1			
		W69	Class Room	0.1			
		W70	Class Room	0.1			
		W71	Class Room	0.1			
		W72	Class Room	0.1			
		W73	Class Room	0.1			
		W74	Class Room	0.1			
		W75	Class Room	0.1			
		W76	Class Room	0.1			
		W77	Class Room	0.4			
		W78	Class Room	0.1			
		W79	Class Room	0.1			
		W80	Class Room	0.1			
		W81	Class Room	0.1			
		W82	Class Room	0.4			
		W83	Class Room	0.1			
		W84	Class Room	0.1			
		W85	Class Room	0.1			
		W86	Class Room	0.1			

Floor	Room ID	Window ID	Room Use	ADF	TOTAL ADF	ROOM TOTAL APSH	ROOM WINTER APSH
		W87	Class Room	0.1			
		W88	Class Room	0.1			
		W89	Class Room	0.1			
		W90	Class Room	0.1			
		W91	Class Room	0.1			
		W93	Class Room	0.1			
		W94	Class Room	0.1			
		W95	Class Room	0.1			
		W102	Class Room	1.0			
		W103	Class Room	1.0			
		W104	Class Room	1.0			
		W105	Class Room	1.0			
		W106	Class Room	1.0			
		W107	Class Room	1.0			
		W116	Class Room	0.1	9.2	99	30
First	R25	W86	Class Room	3.4			
		W87	Class Room	2.1			
		W88	Class Room	1.7			
		W89	Class Room	1.7			
		W90	Class Room	1.7			
		W91	Class Room	1.7			
		W96-L	Class Room	0.1			
		W96-U	Class Room	8.0	20.4	73	27
First	R26	W93	Class Room	2.0			
		W94	Class Room	2.0			
		W95	Class Room	2.0			
		W97-L	Class Room	0.0			
		W97-U	Class Room	1.9			
		W98-L	Class Room	0.0			
		W98-U	Class Room	1.9			
		W99-L	Class Room	0.0			
		W99-U	Class Room	1.9			
		W100-L	Class Room	0.0			
		W100-U	Class Room	2.0			
		W101-L	Class Room	0.0			
		W101-U	Class Room	1.1	14.9	N/R	N/R
First	R27	W108	Class Room	1.0			
		W109	Class Room	1.0			
		W110	Class Room	1.0			
		W111	Class Room	0.8			
		W112	Class Room	0.9			
		W113	Class Room	0.9			
		W114	Class Room	0.9			
		W115	Class Room	0.7	7.3	70	14
First	R28	W119	Class Room	0.0			
		W120	Class Room	0.0			
		W121	Class Room	0.0	0.0	N/R	N/R
First	R29	W116	Class Room	0.0			
		W117	Class Room	0.0			
		W118	Class Room	0.0	0.0	N/R	N/R
First	R30	W122	Class Room	0.2			
		W123	Class Room	0.2			
		W124	Class Room	0.2			
		W125	Class Room	0.3			
		W126	Class Room	0.3	1.1	17	4
Second	R1	W1-L	Class Room	0.1			
		W1-U	Class Room	2.8			
		W2-L	Class Room	0.0			
		W2-U	Class Room	1.5	4.4	N/R	N/R
Second	R2	W3-L	Class Room	0.0			
		W3-U	Class Room	0.5			
		W4-L	Class Room	0.0			
		W4-U	Class Room	0.9			
		W5-L	Class Room	0.0			
		W5-U	Class Room	0.5			
		W6-L	Class Room	0.0			
		W6-U	Class Room	0.5			
		W7-L	Class Room	0.0			

Floor	Room ID	Window ID	Room Use	ADF	TOTAL ADF	ROOM TOTAL APSH	ROOM WINTER APSH
		W7-U	Class Room	0.5	2.8	N/R	N/R
Second	R3	W8-L	Class Room	0.0			
		W8-U	Class Room	1.1			
		W9-L	Class Room	0.0			
		W9-U	Class Room	1.1			
		W10-L	Class Room	0.1			
		W10-U	Class Room	2.7	4.9	N/R	N/R
Second	R4	W11-L	Class Room	0.1			
		W11-U	Class Room	2.7			
		W12-L	Class Room	0.0			
		W12-U	Class Room	1.1			
		W13-L	Class Room	0.0			
		W13-U	Class Room	0.5			
		W14-L	Class Room	0.0			
		W14-U	Class Room	0.5	4.9	N/R	N/R
Second	R5	W15-L	Class Room	0.0			
		W15-U	Class Room	1.2			
		W16-L	Class Room	0.1			
		W16-U	Class Room	2.9			
		W17-L	Class Room	0.0			
		W17-U	Class Room	0.7	4.8	N/R	N/R
Second	R6	W18-L	Class Room	0.0			
		W18-U	Class Room	1.2			
		W19-L	Class Room	0.0			
		W19-U	Class Room	0.6			
		W20-L	Class Room	0.0			
		W20-U	Class Room	0.6			
		W21-L	Class Room	0.0			
		W21-U	Class Room	0.6			
		W22-L	Class Room	0.0			
		W22-U	Class Room	1.2	4.1	N/R	N/R
Second	R7	W23-L	Class Room	0.1			
		W23-U	Class Room	2.8			
		W24-L	Class Room	0.0			
		W24-U	Class Room	0.6			
		W25-L	Class Room	0.0			
		W25-U	Class Room	0.6			
		W26-L	Class Room	0.0			
		W26-U	Class Room	0.6			
		W27-L	Class Room	0.0			
		W27-U	Class Room	0.3			
		W28-L	Class Room	0.0			
		W28-U	Class Room	0.3			
		W29-L	Class Room	0.0			
		W29-U	Class Room	0.3			
		W30-L	Class Room	0.0			
		W30-U	Class Room	0.7	6.3	N/R	N/R
Second	R8	W31-L	Class Room	0.0			
		W31-U	Class Room	1.6			
		W32-L	Class Room	0.0			
		W32-U	Class Room	0.3			
		W33-L	Class Room	0.0			
		W33-U	Class Room	0.3			
		W34-L	Class Room	0.0			
		W34-U	Class Room	0.3	2.5	N/R	N/R
Second	R9	W35-L	Class Room	0.0			
		W35-U	Class Room	0.6			
		W36-L	Class Room	0.0			
		W36-U	Class Room	0.3			
		W37-L	Class Room	0.0			
		W37-U	Class Room	0.3			
		W38-L	Class Room	0.0			
		W38-U	Class Room	0.3			
		W39-L	Class Room	0.0			
		W39-U	Class Room	1.5			
		W40-L	Class Room	0.0			
		W40-U	Class Room	0.4			
		W41-L	Class Room	0.0			
		W41-U	Class Room	0.3			

Floor	Room ID	Window ID	Room Use	ADF	TOTAL ADF	ROOM TOTAL APSPH	ROOM WINTER APSPH
		W42-L	Class Room	0.0			
		W42-U	Class Room	0.3			
		W43-L	Class Room	0.0			
		W43-U	Class Room	0.6	4.7	N/R	N/R
Second	R10	W44-L	Class Room	0.0			
		W44-U	Class Room	1.6			
		W45-L	Class Room	0.0			
		W45-U	Class Room	0.7			
		W46-L	Class Room	0.0			
		W46-U	Class Room	0.3			
		W47-L	Class Room	0.0			
		W47-U	Class Room	0.3	3.0	N/R	N/R
Second	R11	W48-L	Class Room	0.0			
		W48-U	Class Room	0.3			
		W49-L	Class Room	0.0			
		W49-U	Class Room	0.7			
		W50-L	Class Room	0.0			
		W50-U	Class Room	0.7			
		W51-L	Class Room	0.0			
		W51-U	Class Room	1.6	3.3	N/R	N/R
Second	R12	W52-L	Class Room	0.0			
		W52-U	Class Room	0.9			
		W53-L	Class Room	0.0			
		W53-U	Class Room	0.9			
		W54-L	Class Room	0.0			
		W54-U	Class Room	1.0	2.9	N/R	N/R
Second	R13	W55-L	Class Room	0.0			
		W55-U	Class Room	2.5			
		W56-L	Class Room	0.0			
		W56-U	Class Room	1.0	3.5	N/R	N/R
Second	R14	W57-L	Class Room	0.0			
		W57-U	Class Room	1.0			
		W58-L	Class Room	0.0			
		W58-U	Class Room	2.6	3.7	N/R	N/R
Second	R15	W59-L	Class Room	0.0			
		W59-U	Class Room	0.5			
		W60-L	Class Room	0.0			
		W60-U	Class Room	0.5			
		W61-L	Class Room	0.0			
		W61-U	Class Room	0.5			
		W62-L	Class Room	0.0			
		W62-U	Class Room	1.1	2.7	N/R	N/R
Second	R16	W63-L	Class Room	0.0			
		W63-U	Class Room	1.1			
		W64-L	Class Room	0.0			
		W64-U	Class Room	0.6			
		W65-L	Class Room	0.0			
		W65-U	Class Room	0.6			
		W66-L	Class Room	0.0			
		W66-U	Class Room	0.6	2.9	N/R	N/R
Second	R17	W67-L	Class Room	0.0			
		W67-U	Class Room	1.0			
		W68-L	Class Room	0.0			
		W68-U	Class Room	1.0			
		W69-L	Class Room	0.0			
		W69-U	Class Room	1.0	3.1	N/R	N/R
Second	R18	W70	Class Room	1.3			
		W71	Class Room	1.4			
		W72	Class Room	1.3			
		W73	Class Room	1.5			
		W74	Class Room	1.3			
		W75	Class Room	1.5			
		W76	Class Room	1.3			
		W77	Class Room	1.4			
		W78	Class Room	0.4			
		W79	Class Room	0.4			
		W80	Class Room	0.4			

Floor	Room ID	Window ID	Room Use	ADF	TOTAL ADF	ROOM TOTAL APSH	ROOM WINTER APSH
		W81	Class Room	0.4			
		W82	Class Room	0.4			
		W83	Class Room	0.4	13.6	62	6
Second	R19	W86	Class Room	0.9			
		W87	Class Room	0.9			
		W88	Class Room	0.8			
		W91	Class Room	3.0			
		W92	Class Room	3.0	8.5	73	16
Second	R20	W84	Class Room	0.8			
		W85	Class Room	0.9			
		W89	Class Room	2.9			
		W90	Class Room	2.9	7.6	70	14
Second	R21	W93	Class Room	1.4	1.4	N/R	N/R
Second	R22	W94	Class Room	1.0			
		W95	Class Room	1.0	2.0	N/R	N/R



Appendix 3

Façade studies for outline scheme

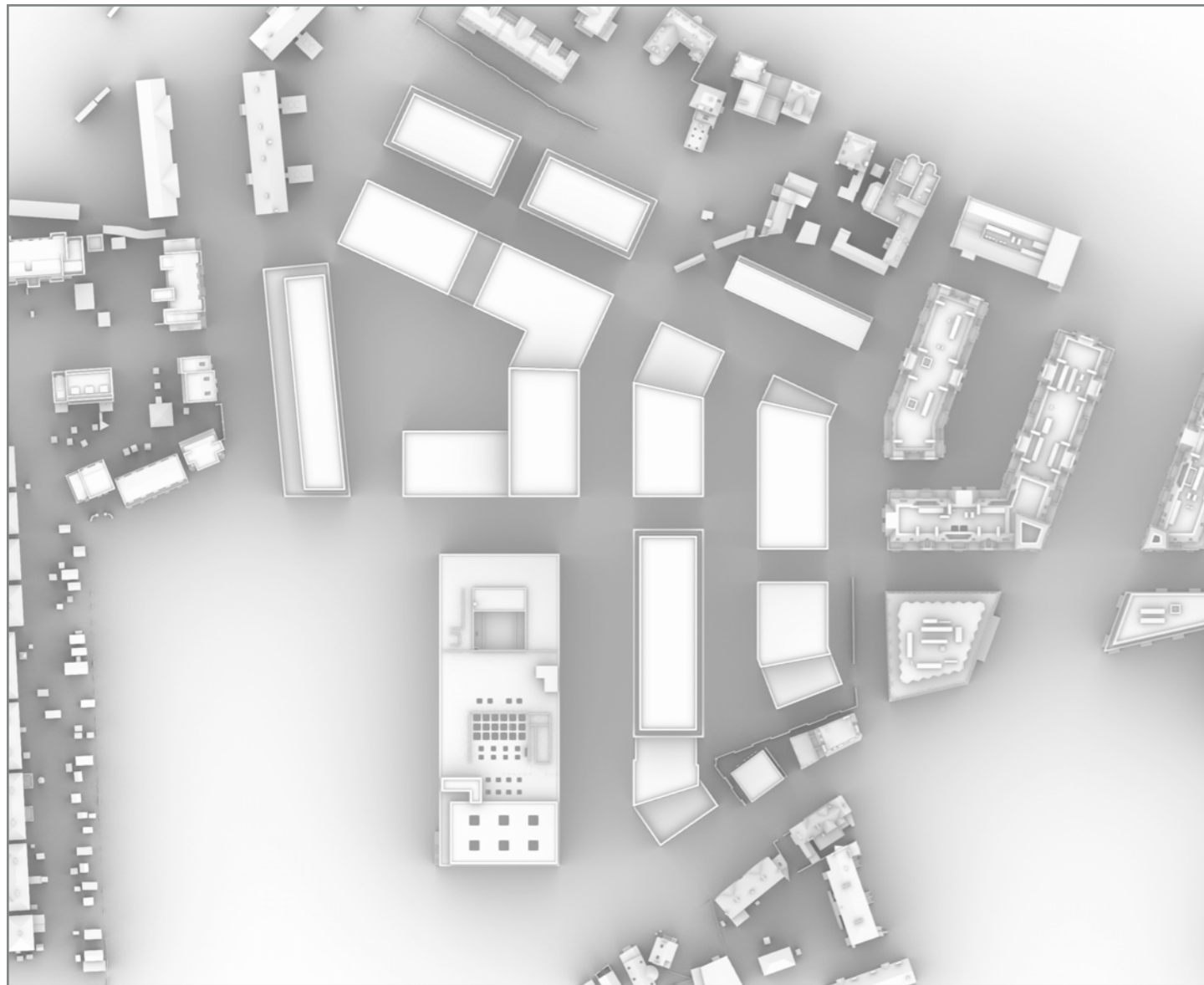


Fig. 1: Top Plan

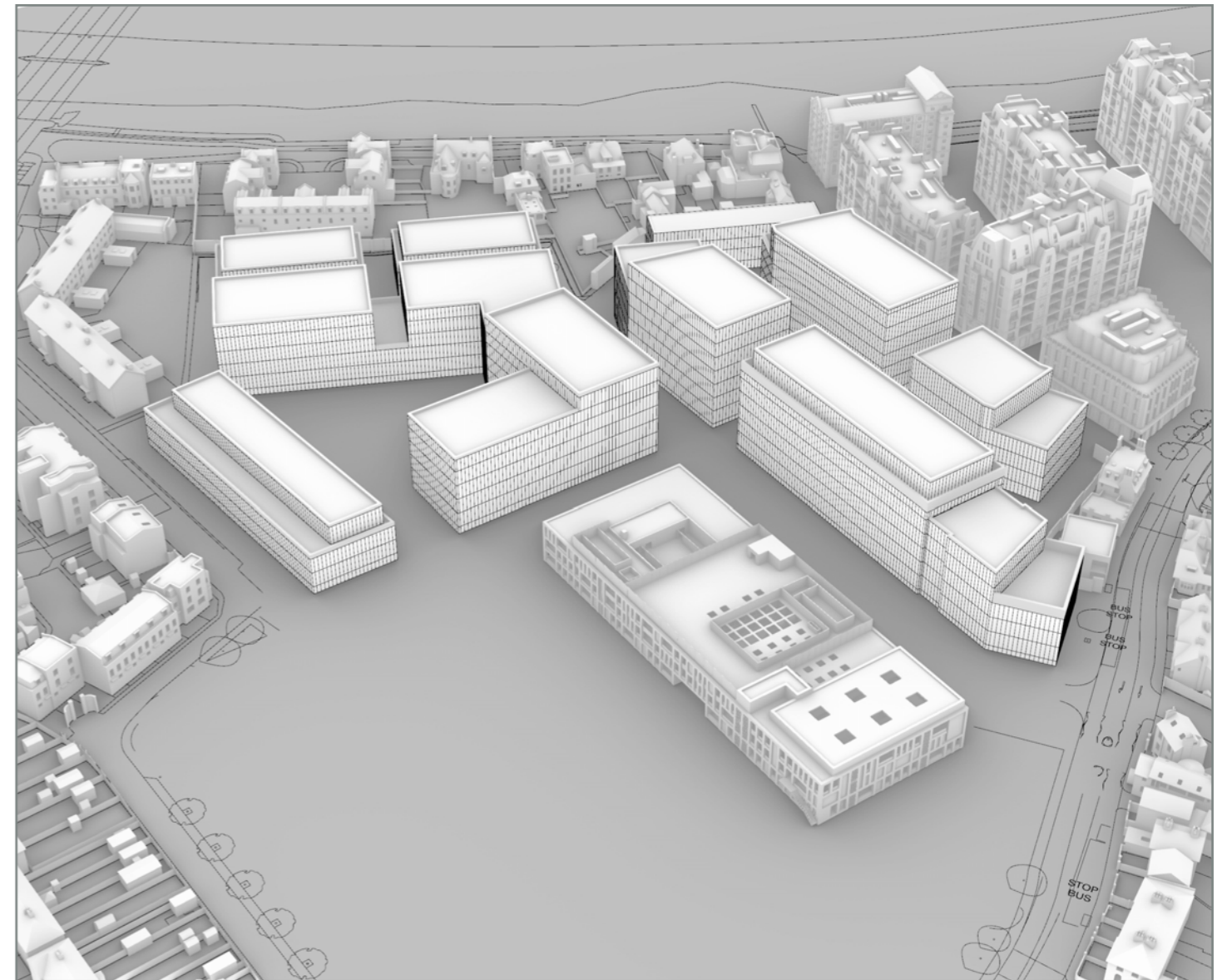


Fig. 2: Bird's Eye View




Fig. 1: Vertical Sky Component (VSC)


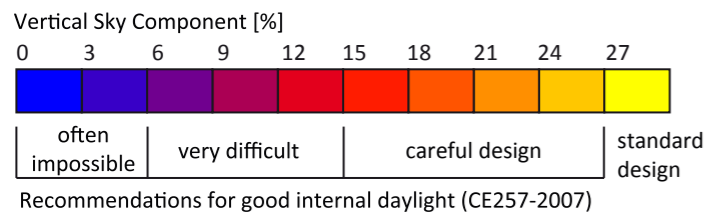


Fig. 2: Annual Probable Sunlight Hours (APSH) - Total


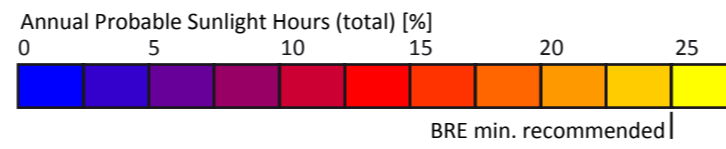
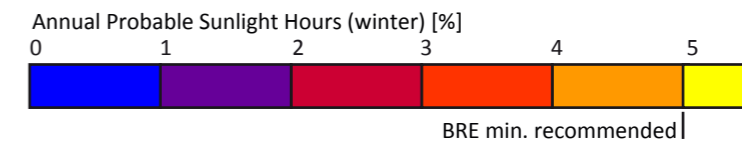


Fig. 3: Annual Probable Sunlight Hours (APSH) - Winter



Site plan




Fig. 1: Vertical Sky Component (VSC)


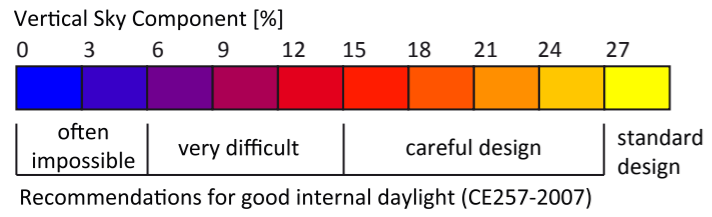


Fig. 2: Annual Probable Sunlight Hours (APSH) - Total


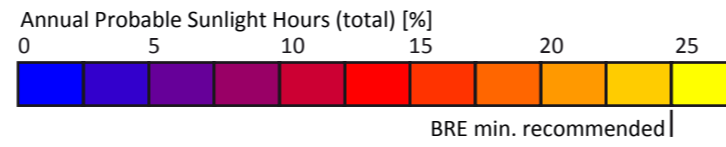
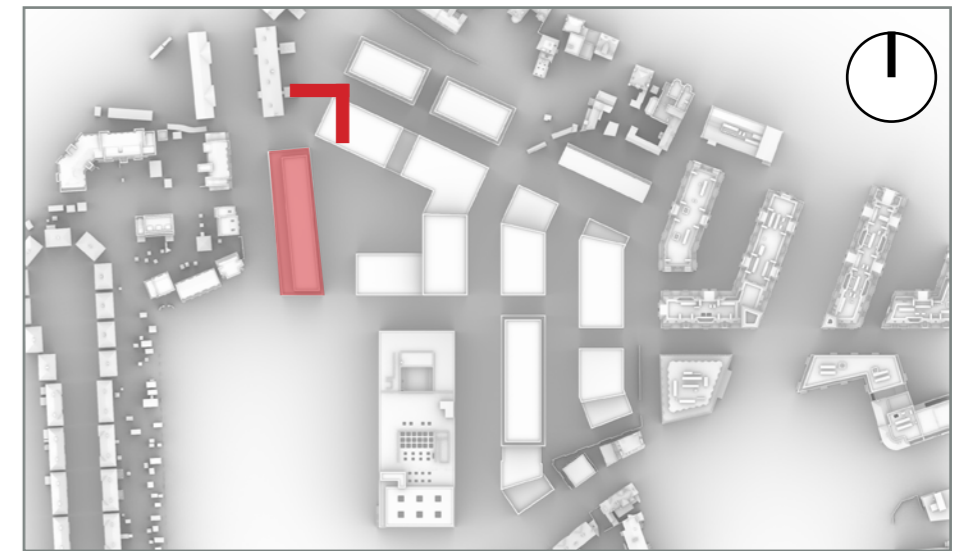
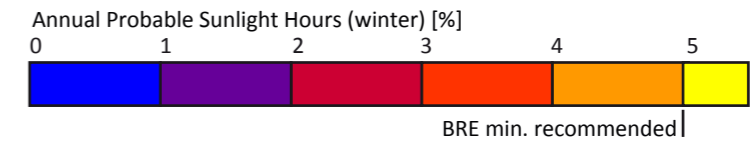


Fig. 3: Annual Probable Sunlight Hours (APSH) - Winter



Site plan

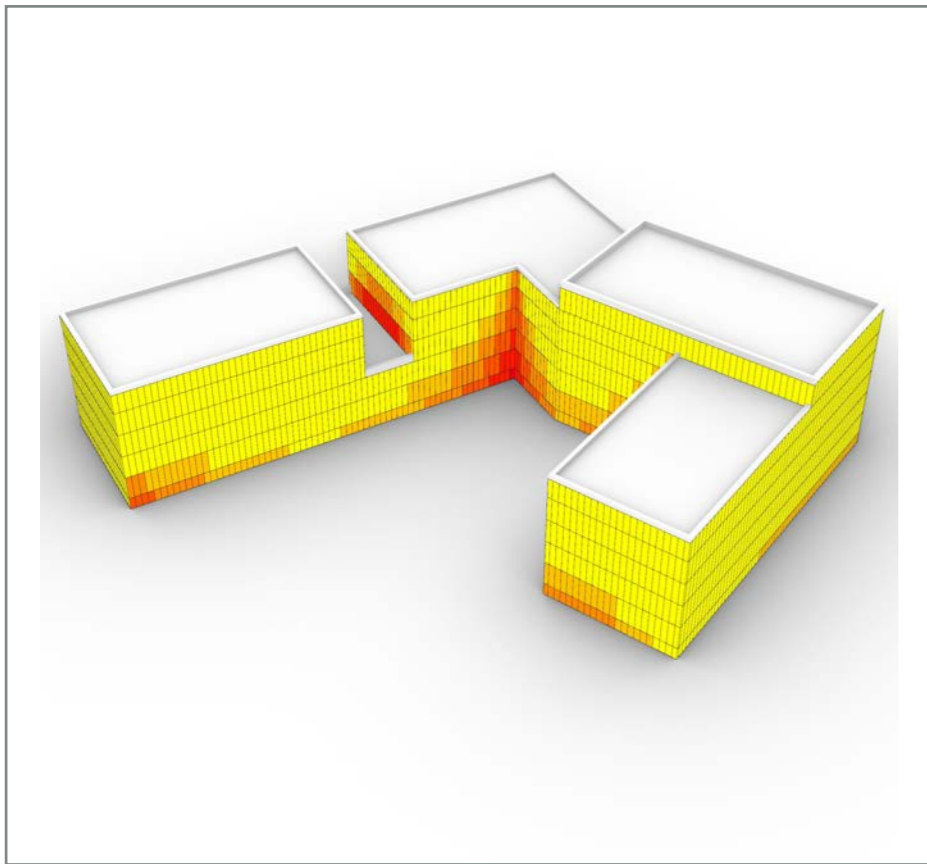


Fig. 1: Vertical Sky Component (VSC)

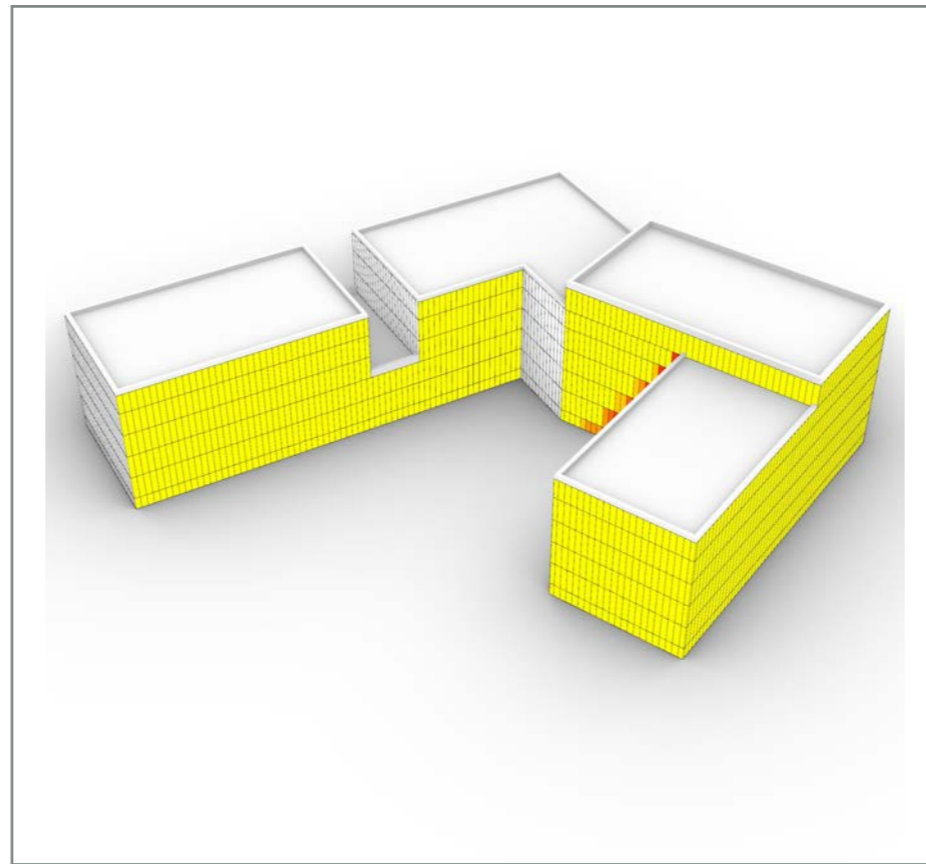
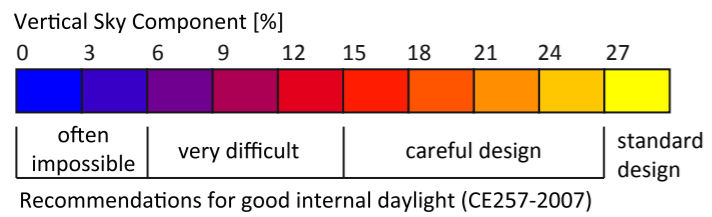


Fig. 2: Annual Probable Sunlight Hours (APSH) - Total

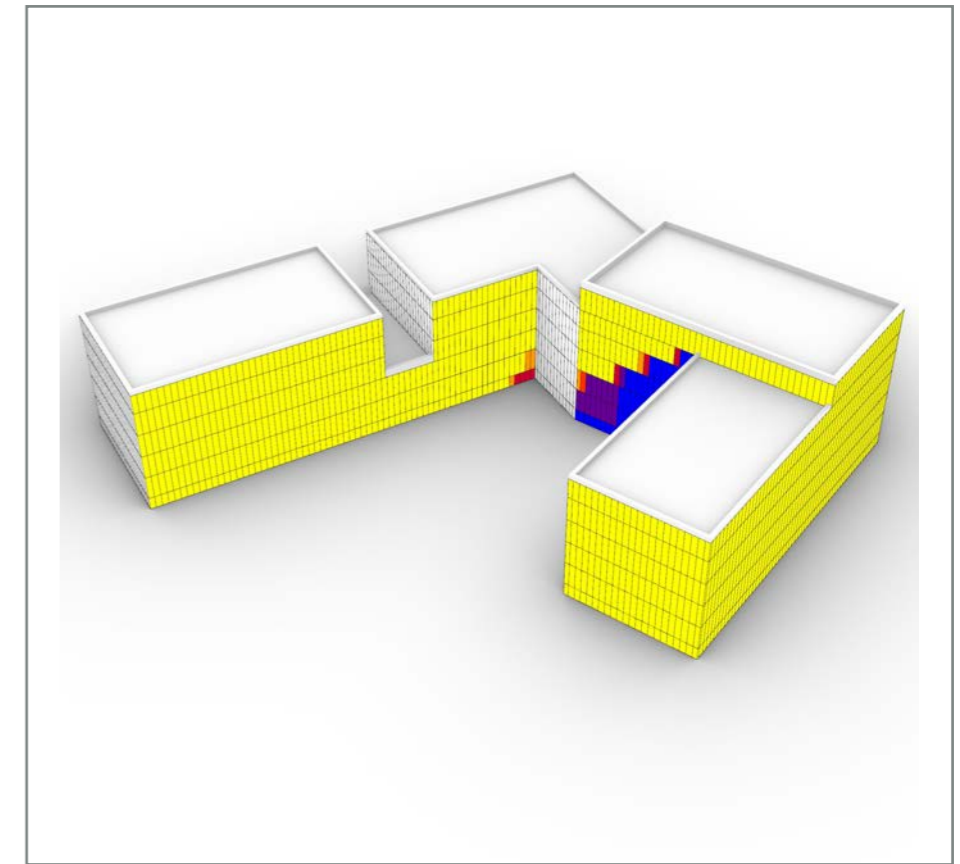
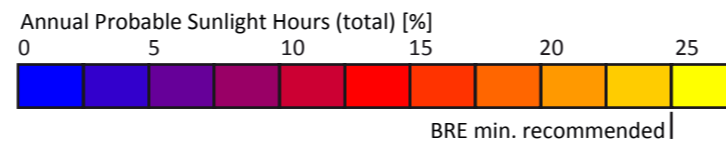
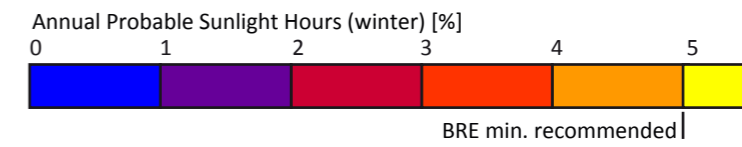


Fig. 3: Annual Probable Sunlight Hours (APSH) - Winter



Site plan

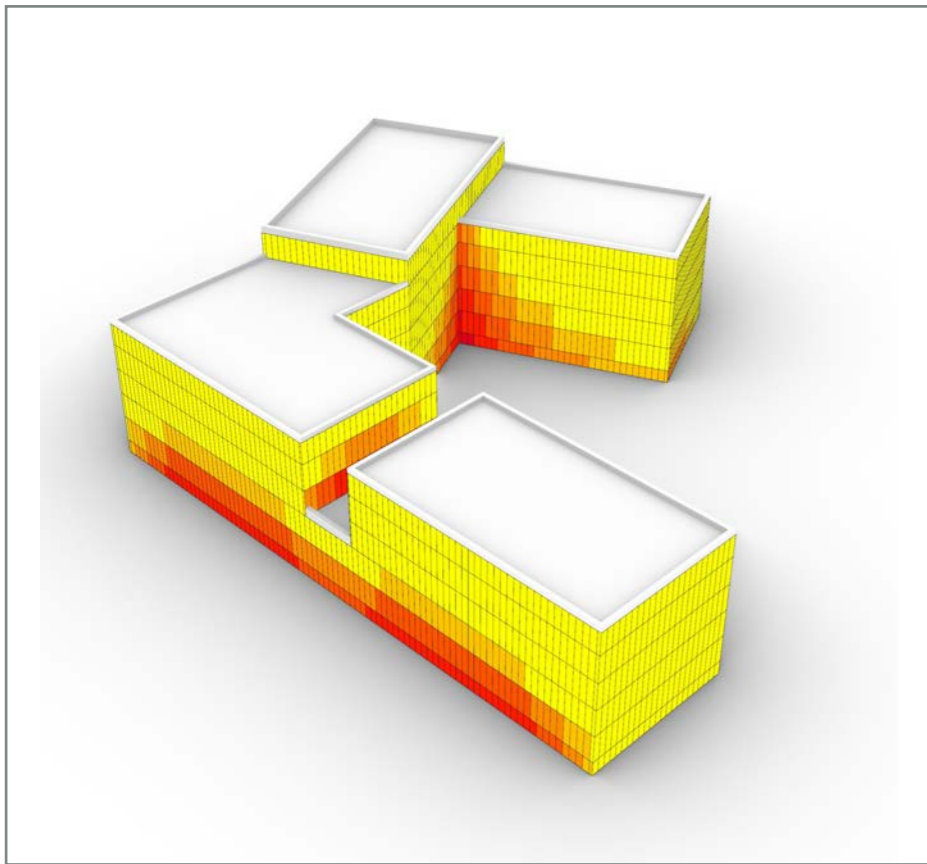


Fig. 1: Vertical Sky Component (VSC)

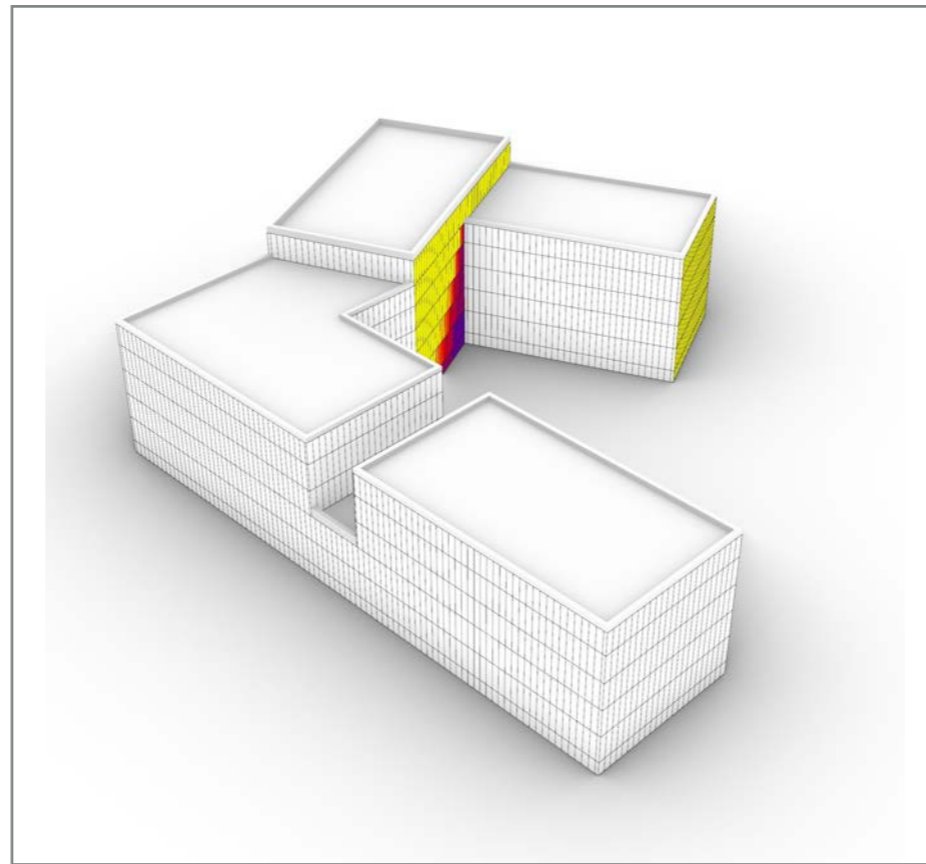
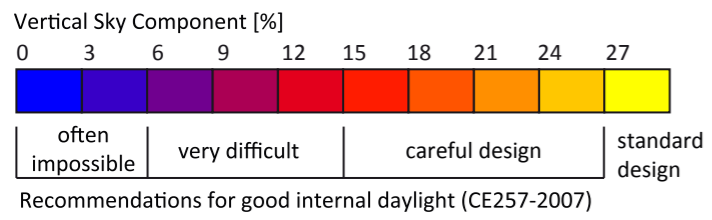


Fig. 2: Annual Probable Sunlight Hours (APSH) - Total

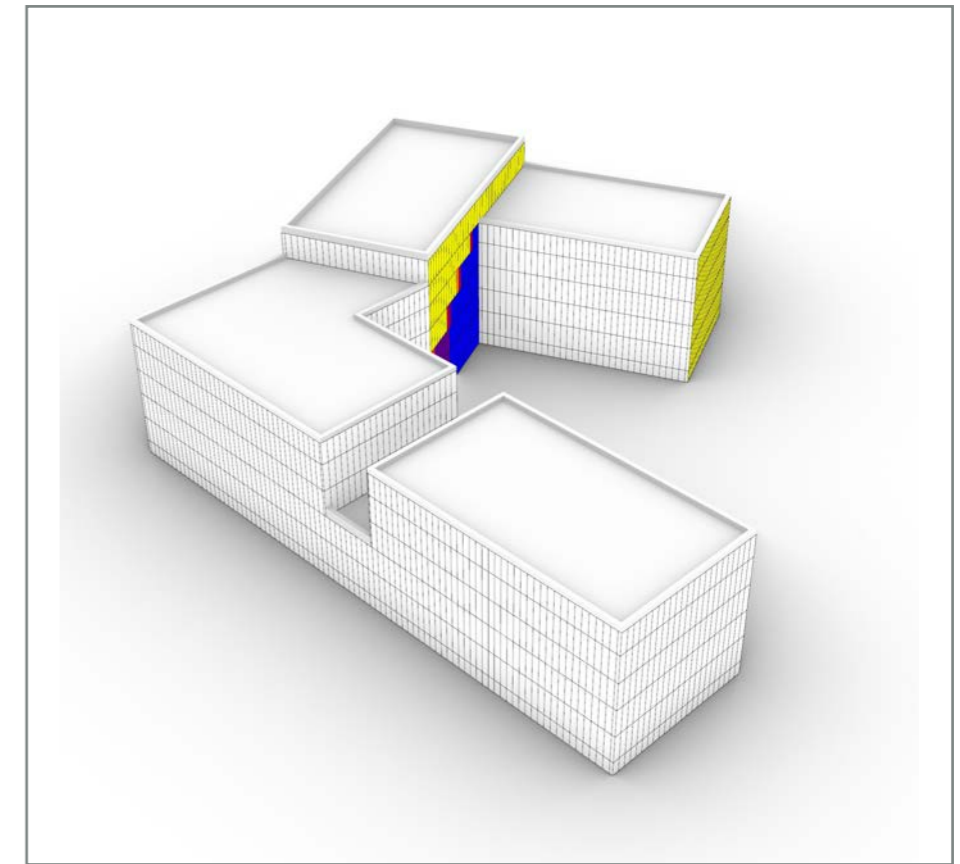
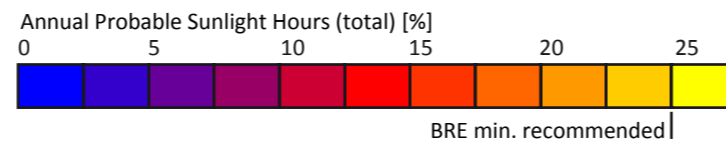
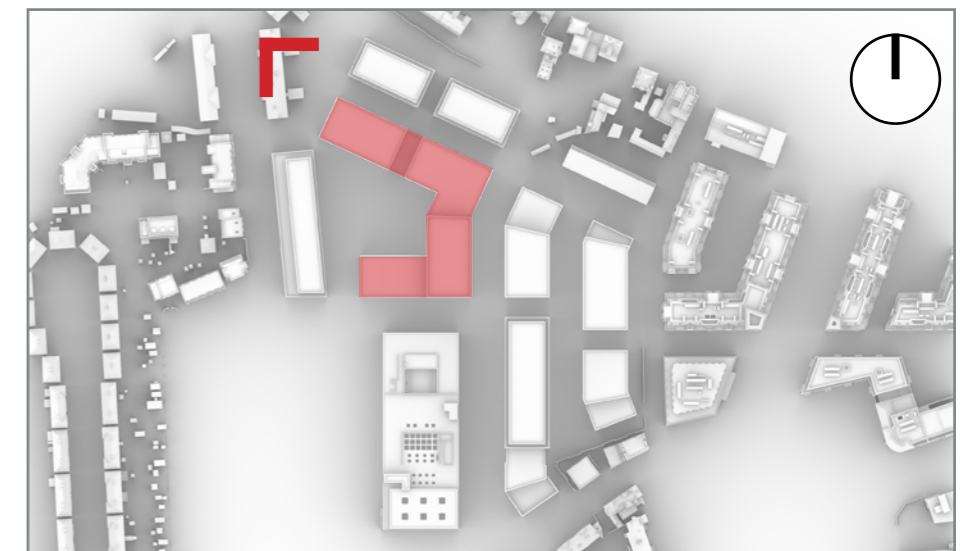
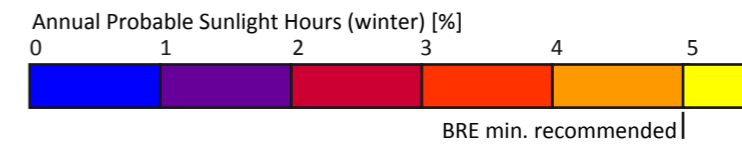


Fig. 3: Annual Probable Sunlight Hours (APSH) - Winter



Site plan

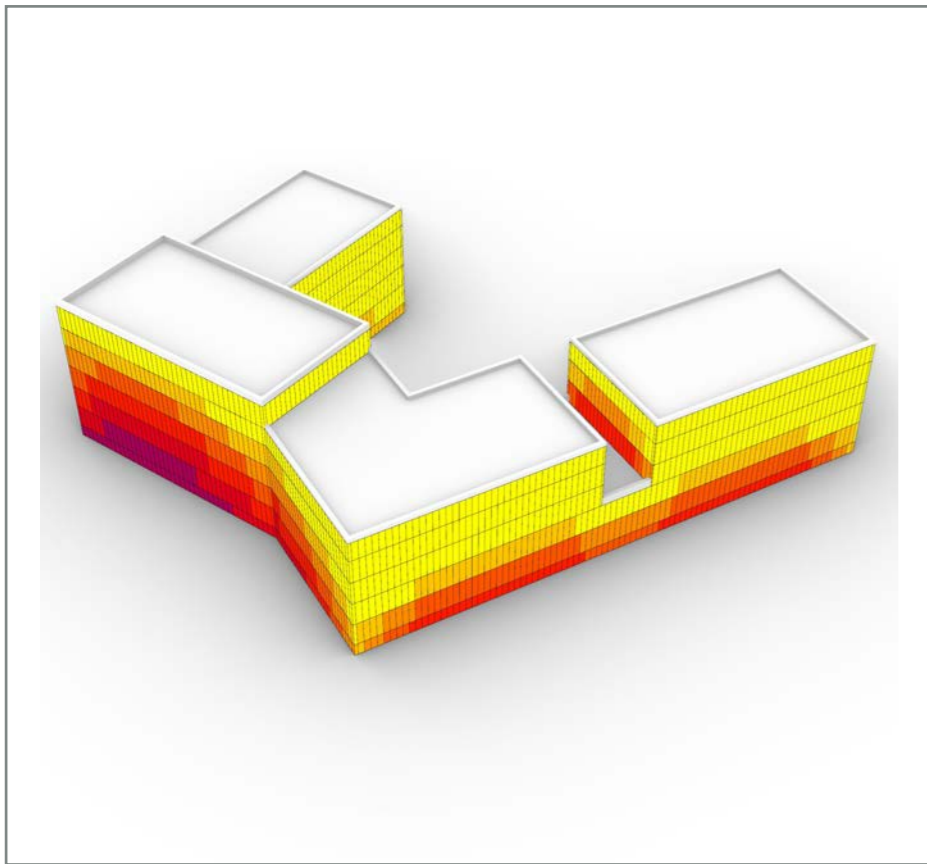


Fig. 1: Vertical Sky Component (VSC)

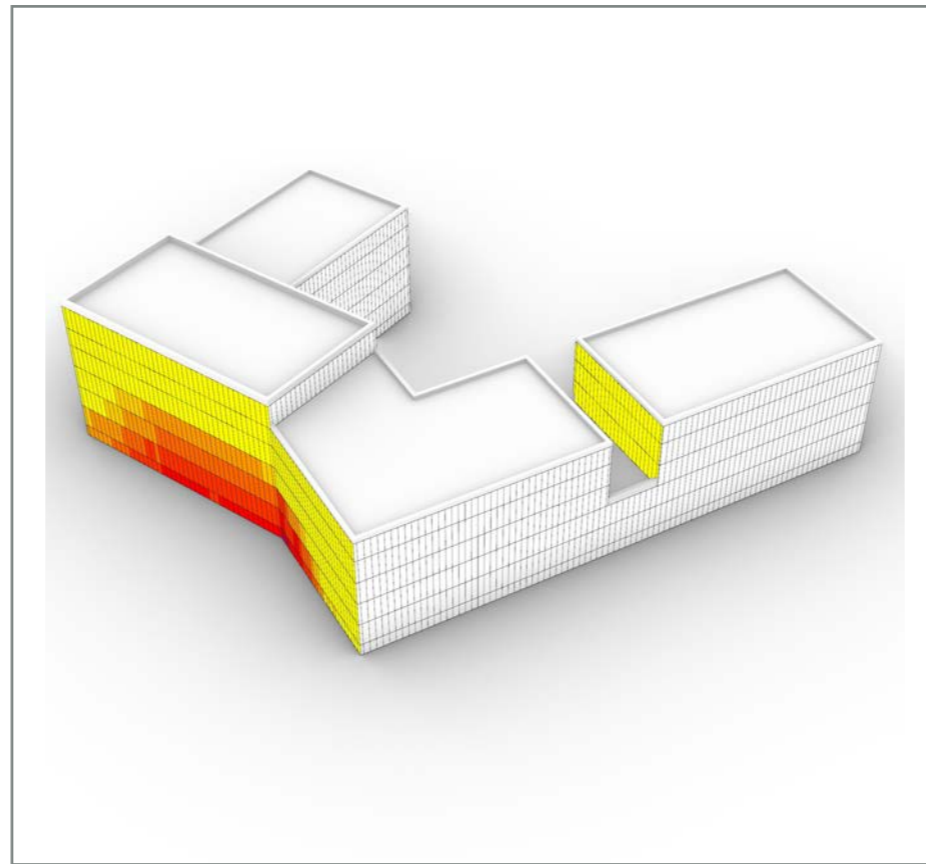
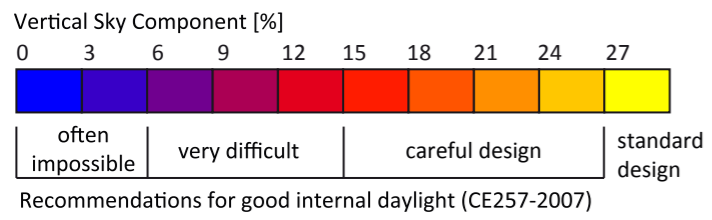


Fig. 2: Annual Probable Sunlight Hours (APSH) - Total

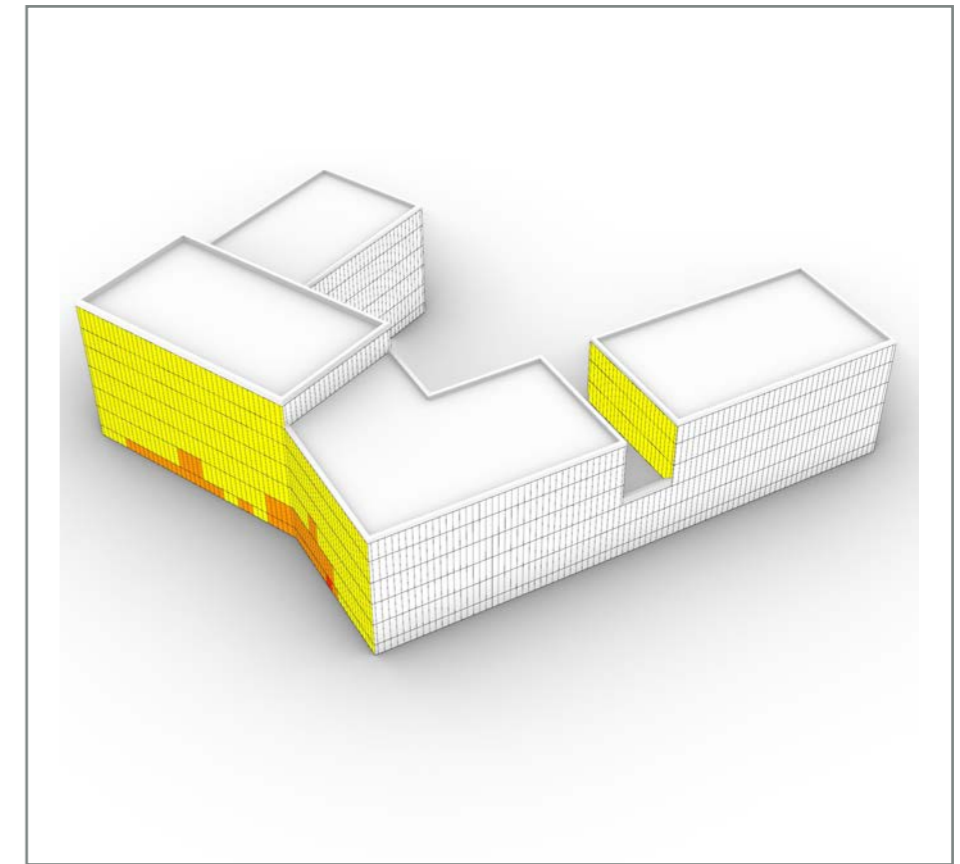
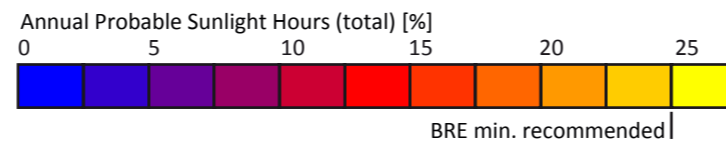
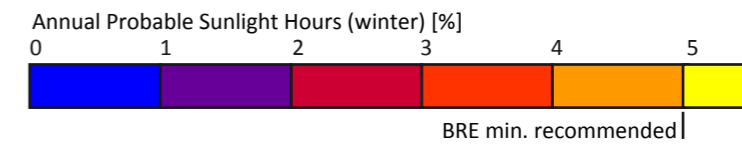


Fig. 3: Annual Probable Sunlight Hours (APSH) - Winter



Site plan

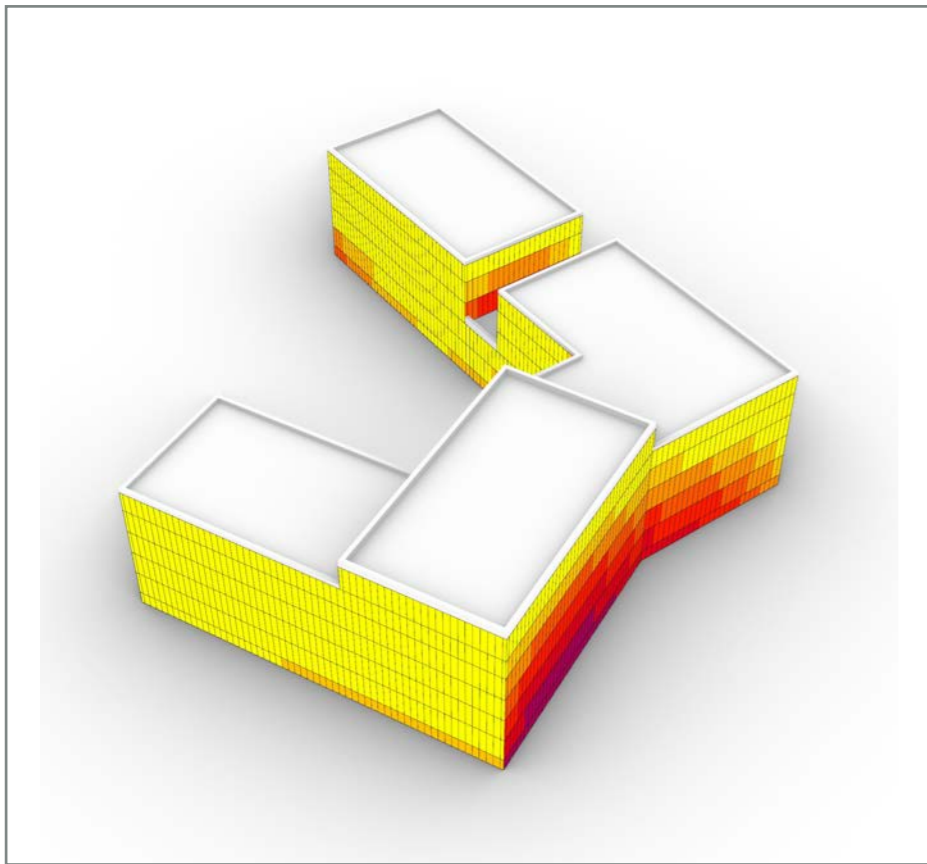


Fig. 1: Vertical Sky Component (VSC)

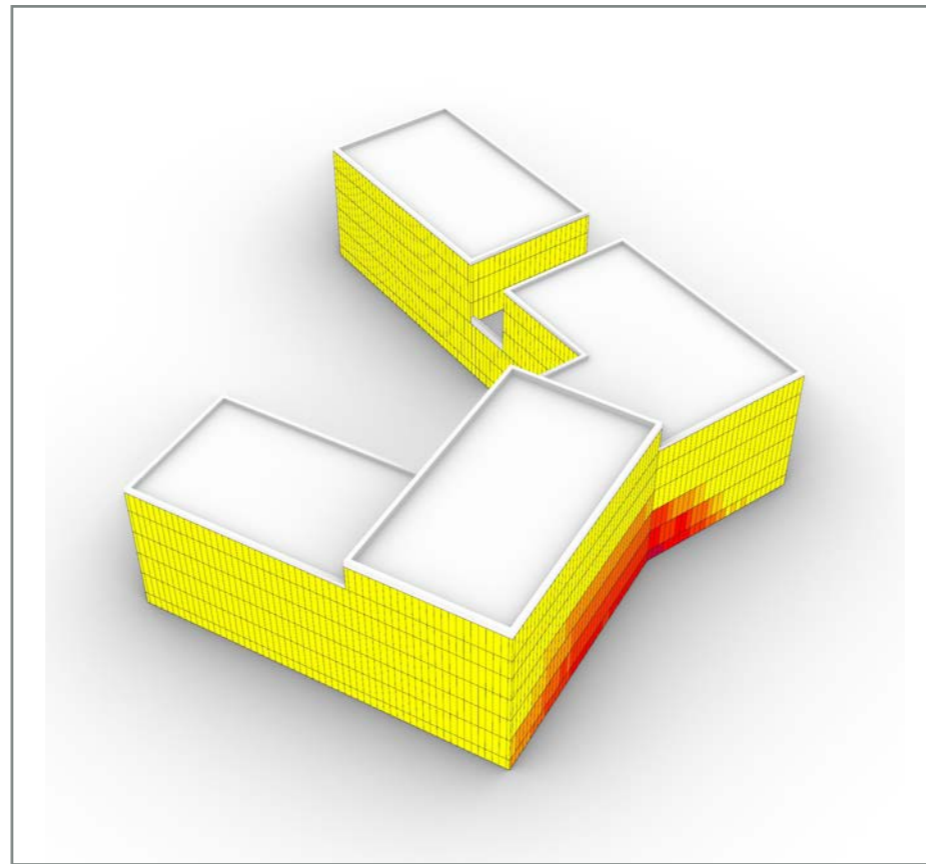
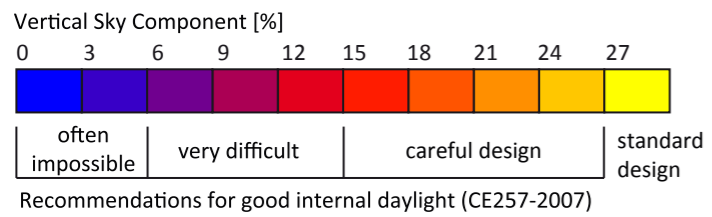


Fig. 2: Annual Probable Sunlight Hours (APSH) - Total

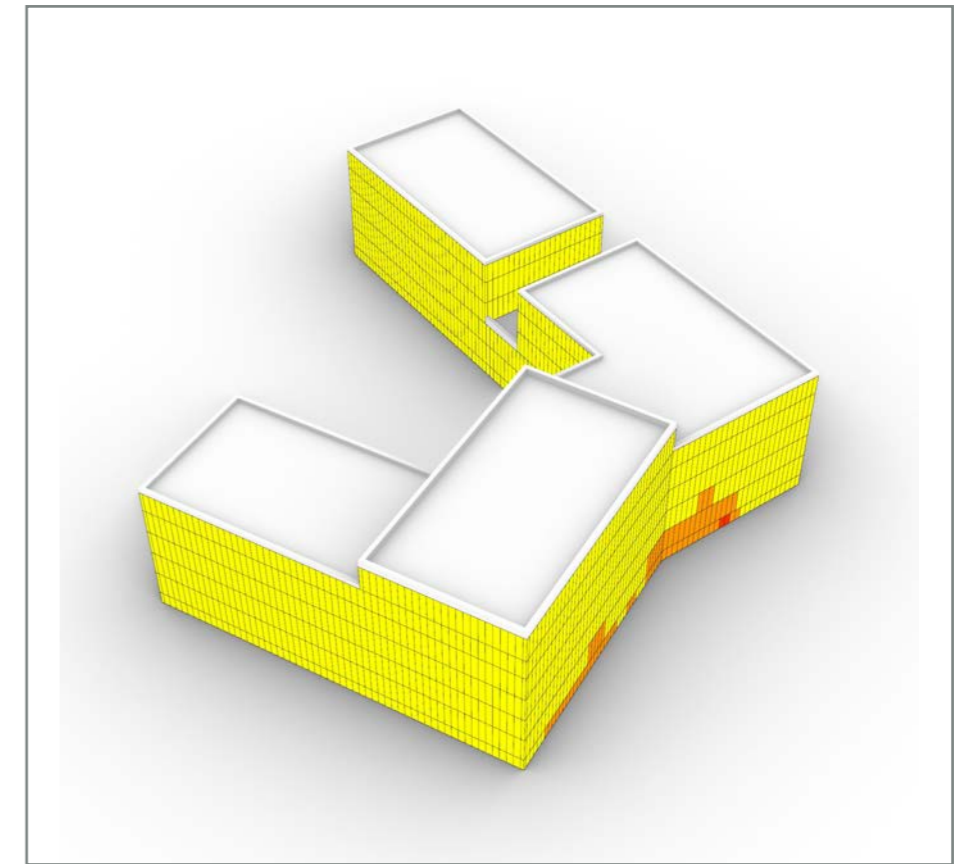
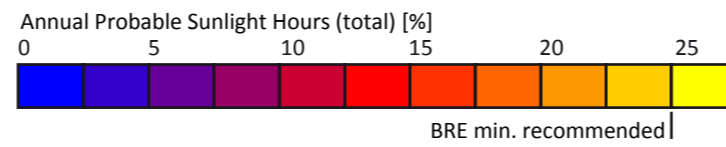
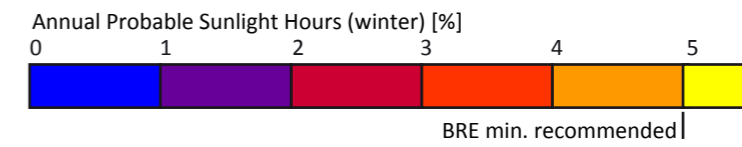


Fig. 3: Annual Probable Sunlight Hours (APSH) - Winter



Site plan

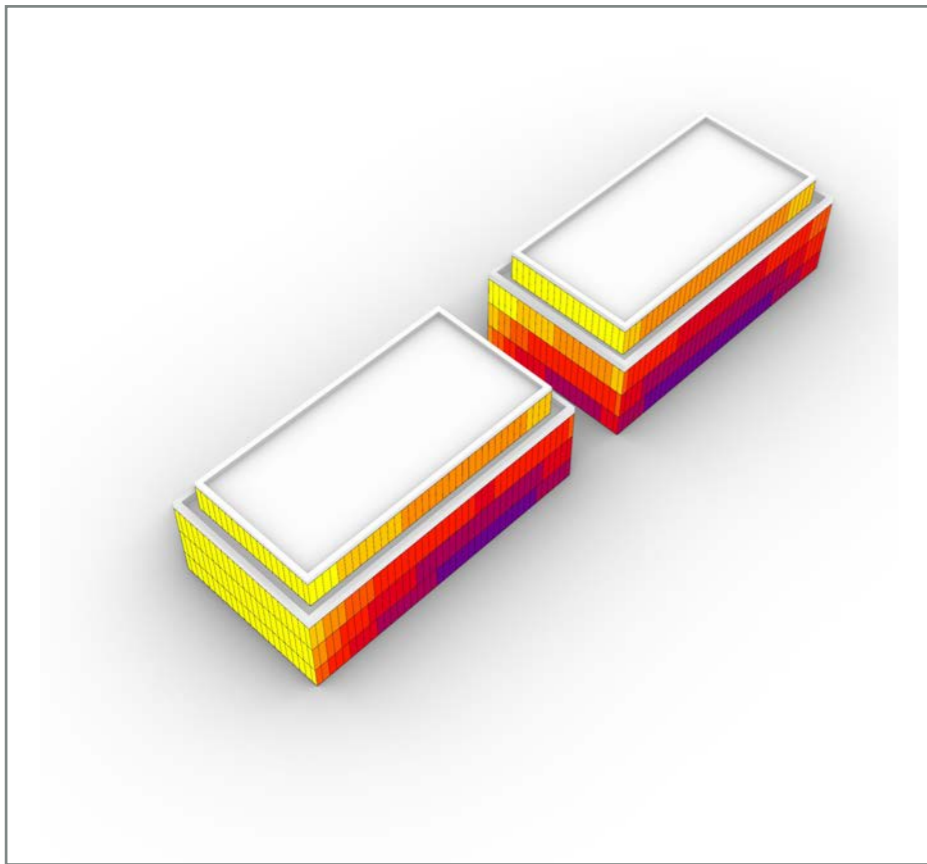


Fig. 1: Vertical Sky Component (VSC)

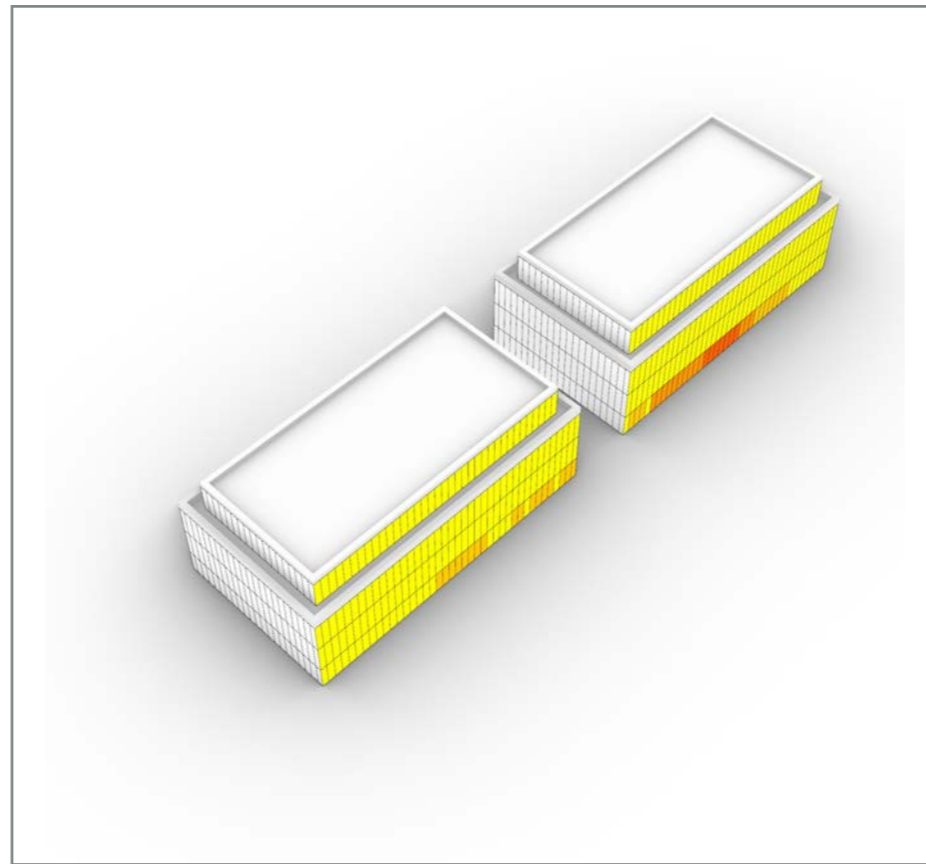
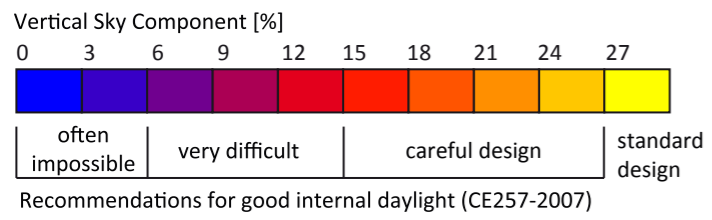


Fig. 2: Annual Probable Sunlight Hours (APSH) - Total

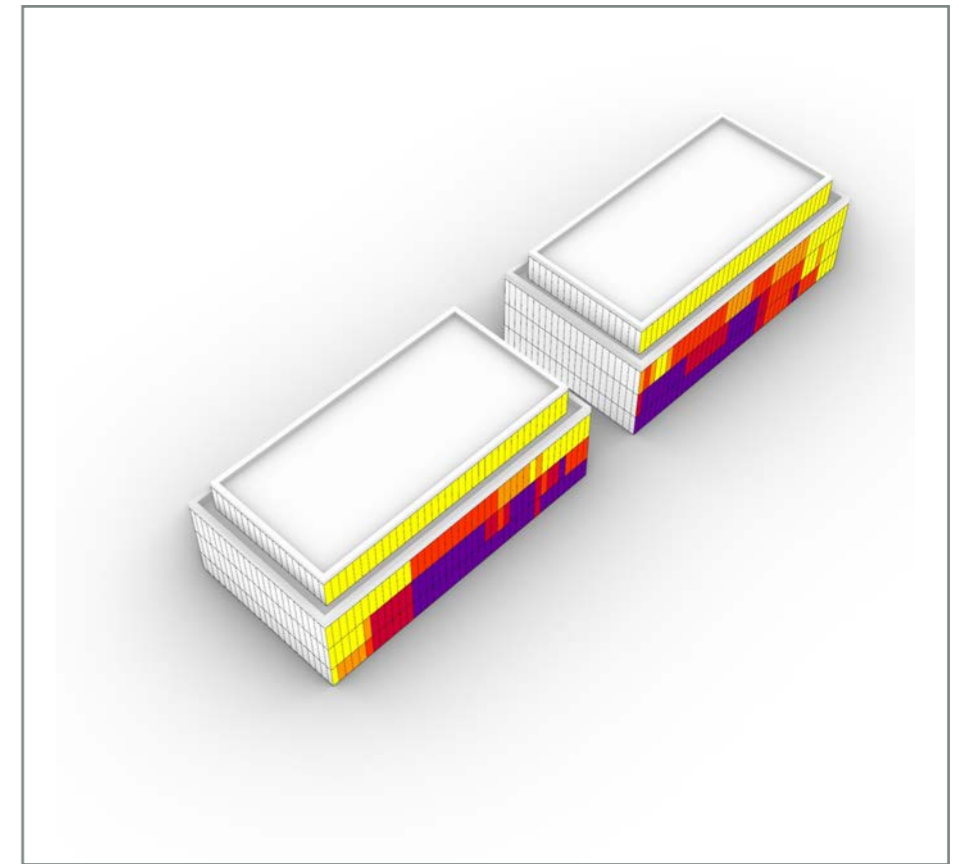
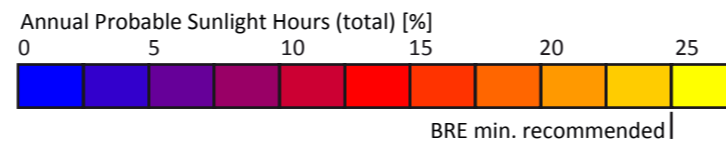
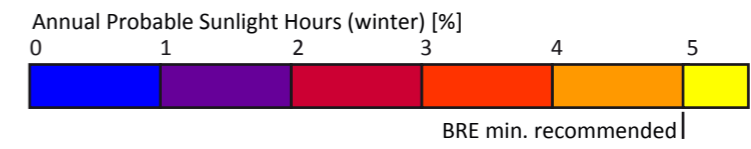


Fig. 3: Annual Probable Sunlight Hours (APSH) - Winter



Site plan

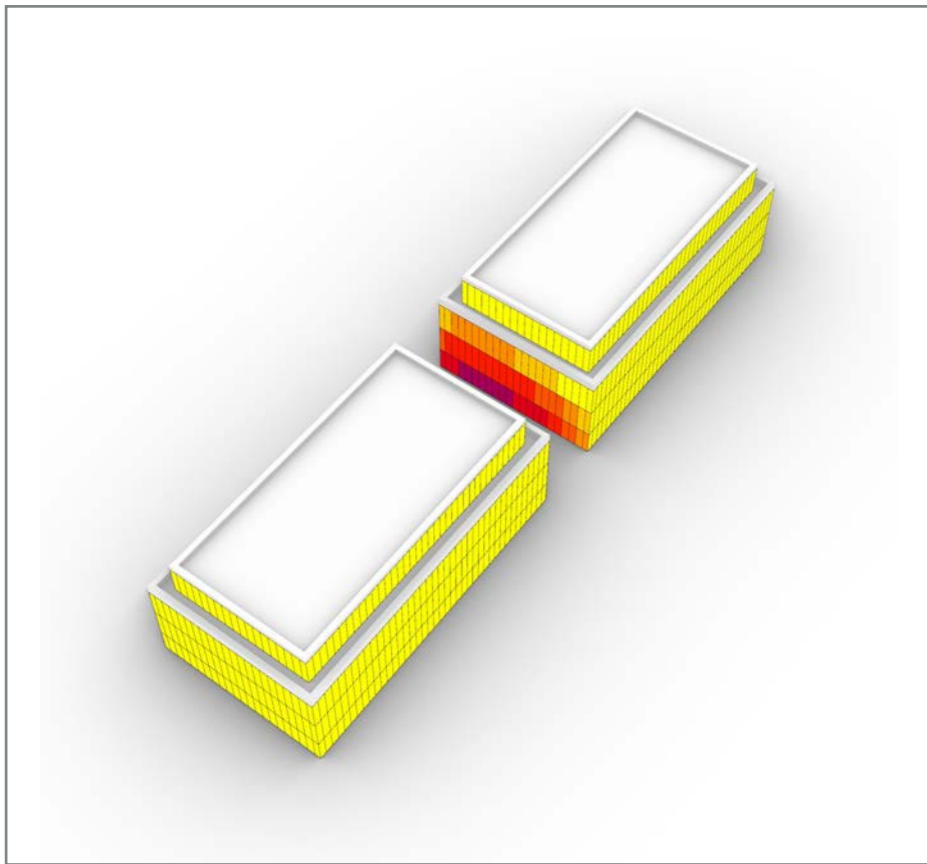


Fig. 1: Vertical Sky Component (VSC)

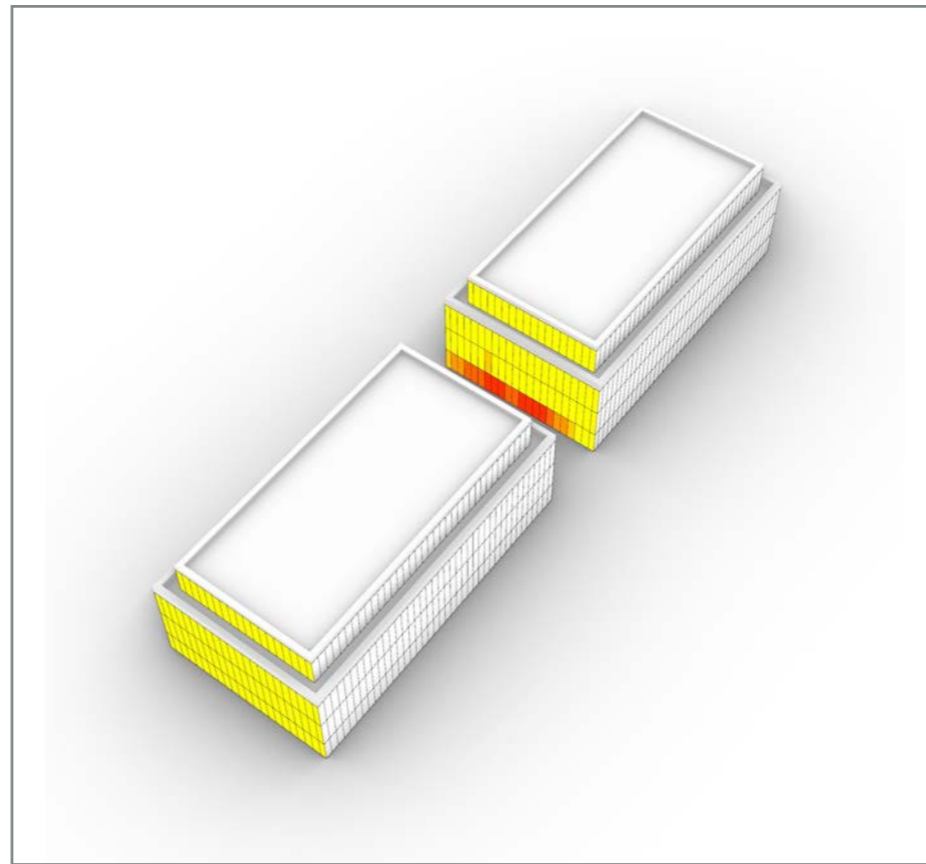
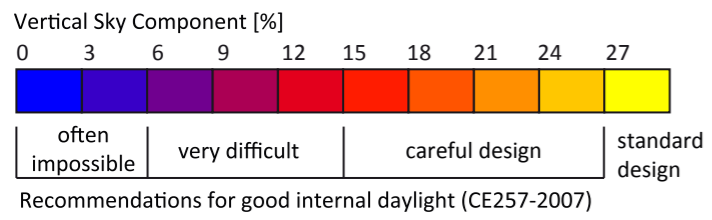


Fig. 2: Annual Probable Sunlight Hours (APSH) - Total

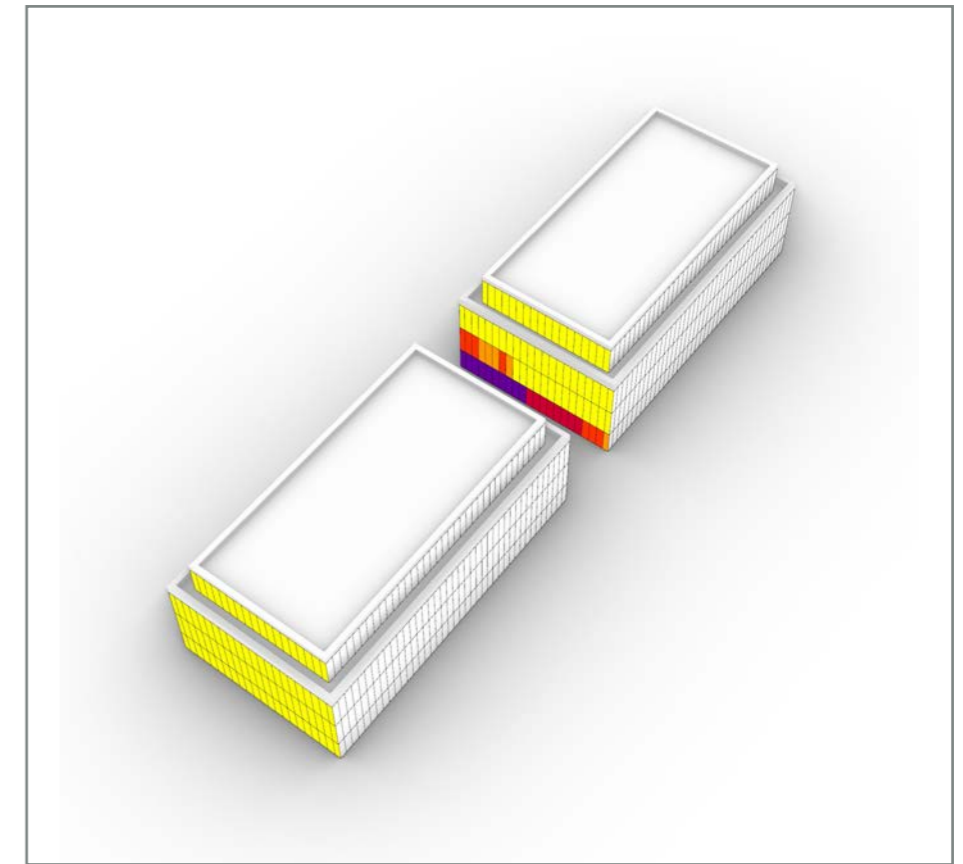
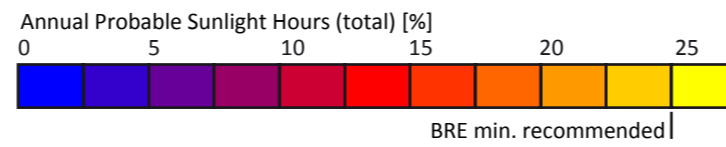
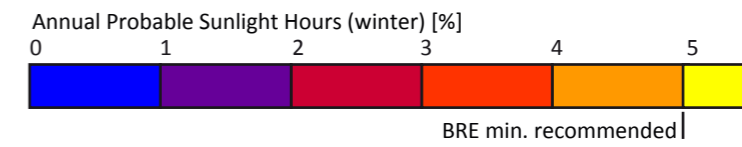


Fig. 3: Annual Probable Sunlight Hours (APSH) - Winter



Site plan

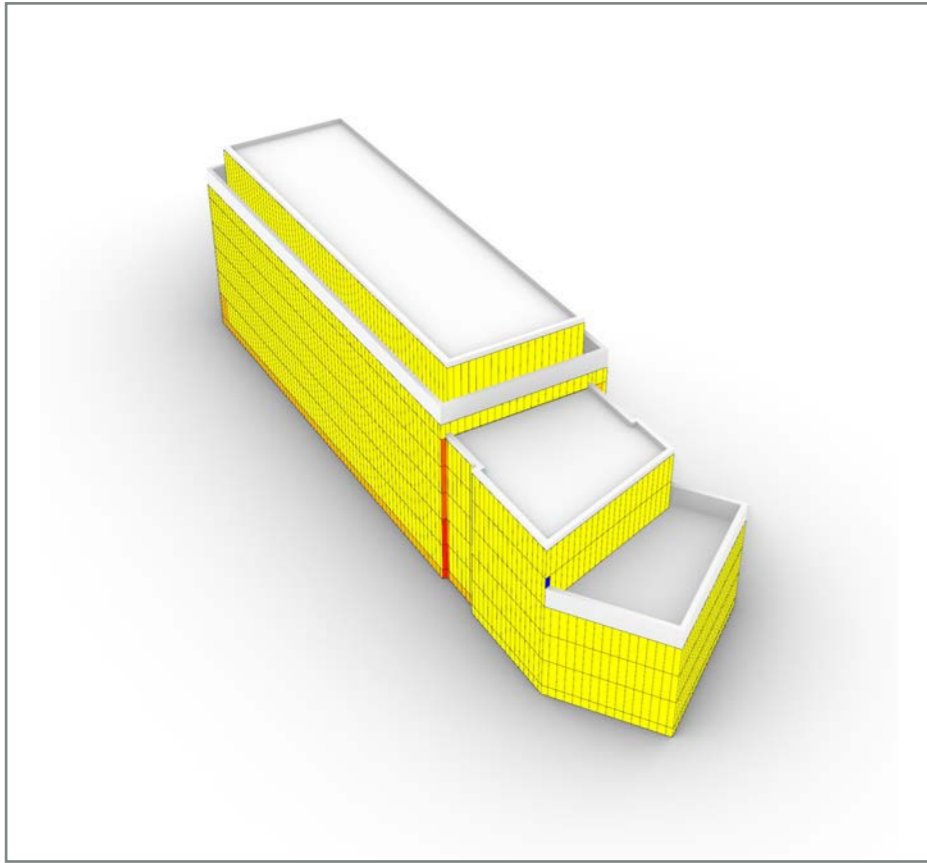


Fig. 1: Vertical Sky Component (VSC)


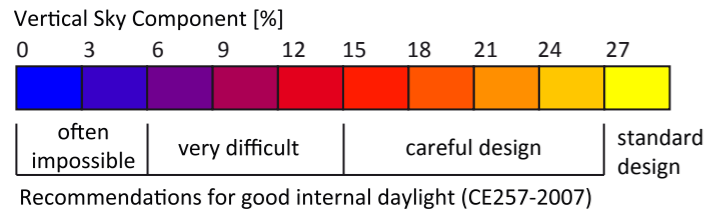


Fig. 2: Annual Probable Sunlight Hours (APSH) - Total


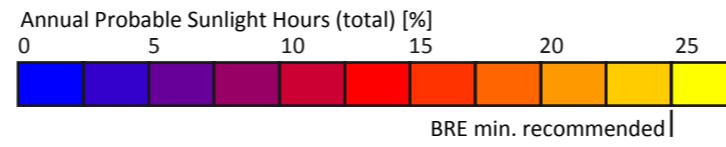
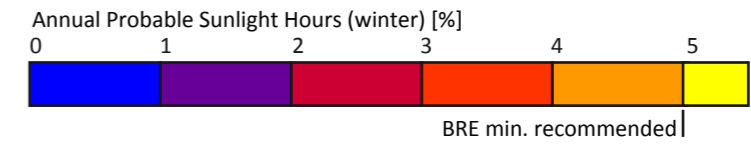


Fig. 3: Annual Probable Sunlight Hours (APSH) - Winter



Site plan

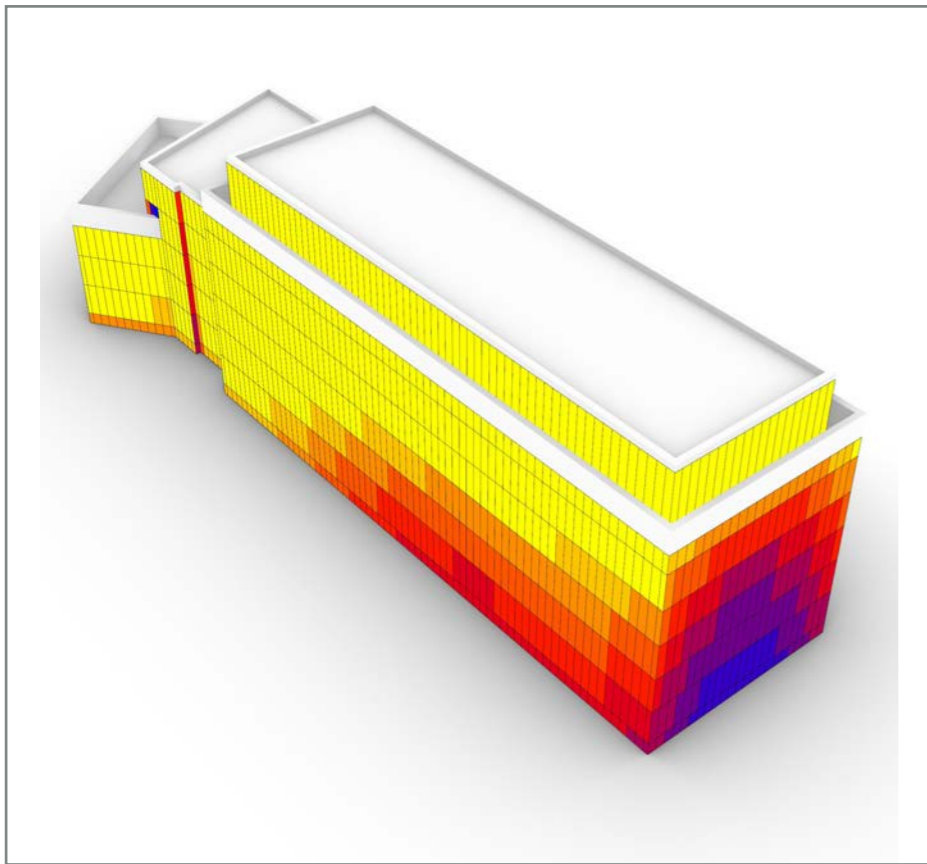


Fig. 1: Vertical Sky Component (VSC)


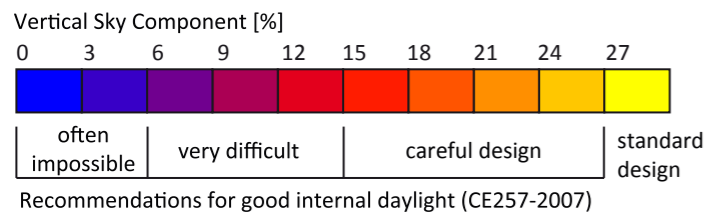


Fig. 2: Annual Probable Sunlight Hours (APSH) - Total


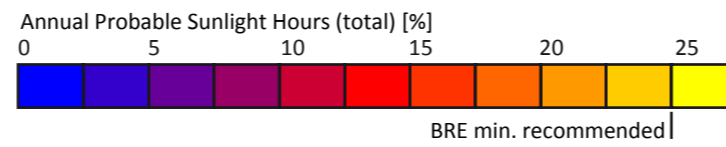
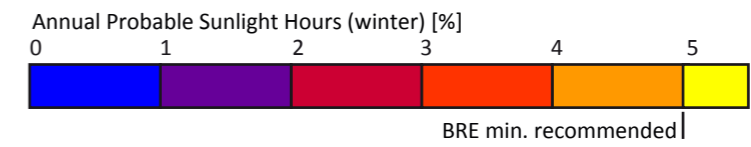


Fig. 3: Annual Probable Sunlight Hours (APSH) - Winter



Site plan




Fig. 1: Vertical Sky Component (VSC)


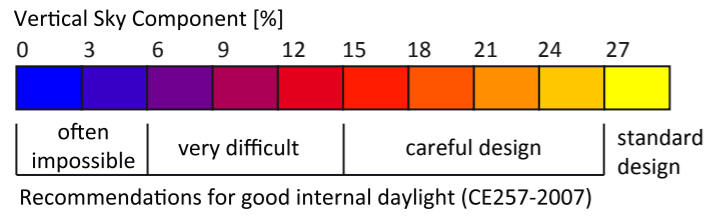


Fig. 2: Annual Probable Sunlight Hours (APSH) - Total


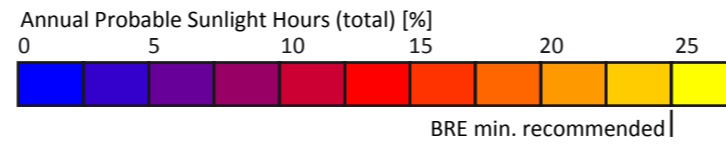
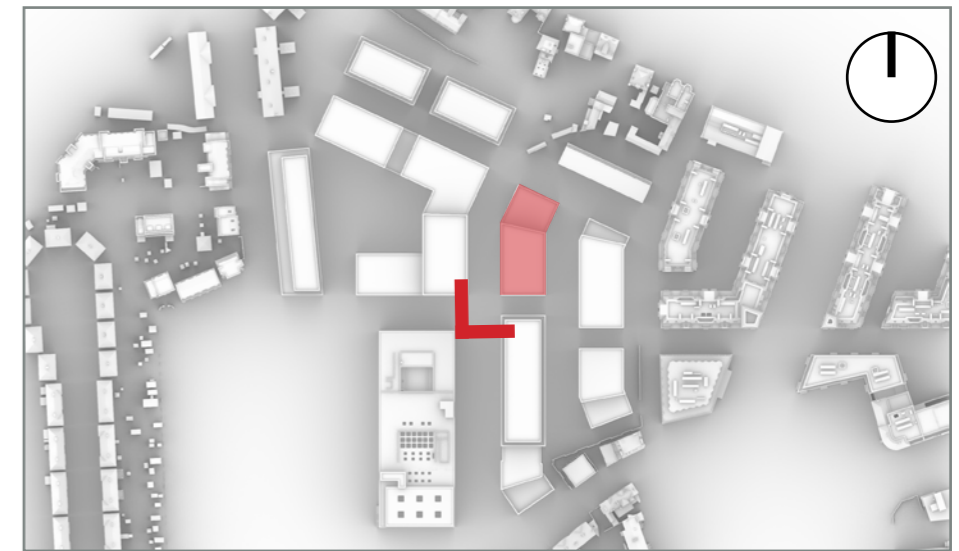
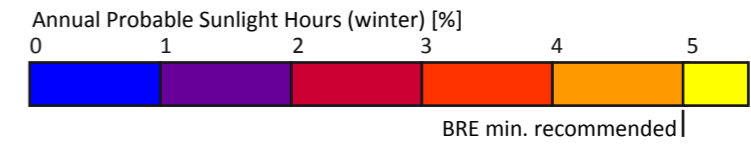


Fig. 3: Annual Probable Sunlight Hours (APSH) - Winter



Site plan

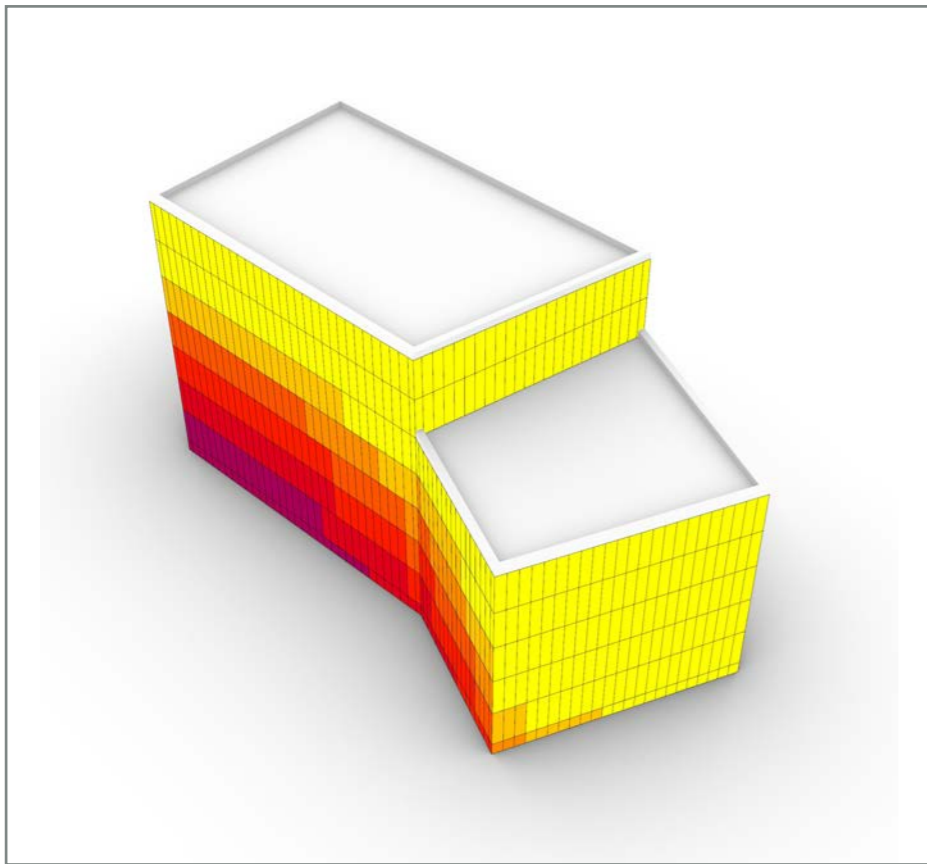


Fig. 1: Vertical Sky Component (VSC)


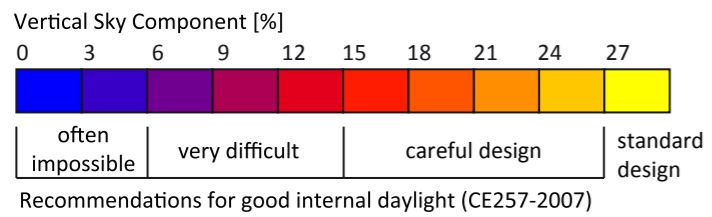


Fig. 2: Annual Probable Sunlight Hours (APSH) - Total


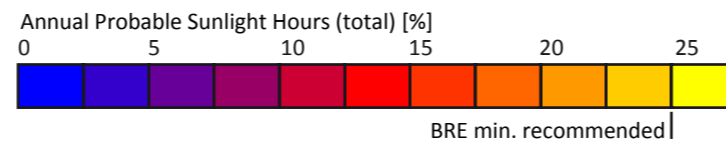
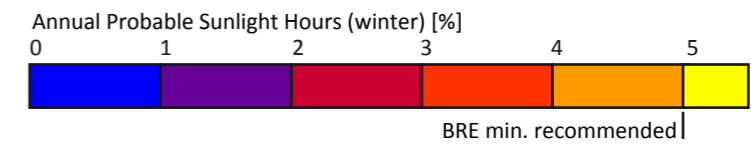


Fig. 3: Annual Probable Sunlight Hours (APSH) - Winter



Site plan




Fig. 1: Vertical Sky Component (VSC)

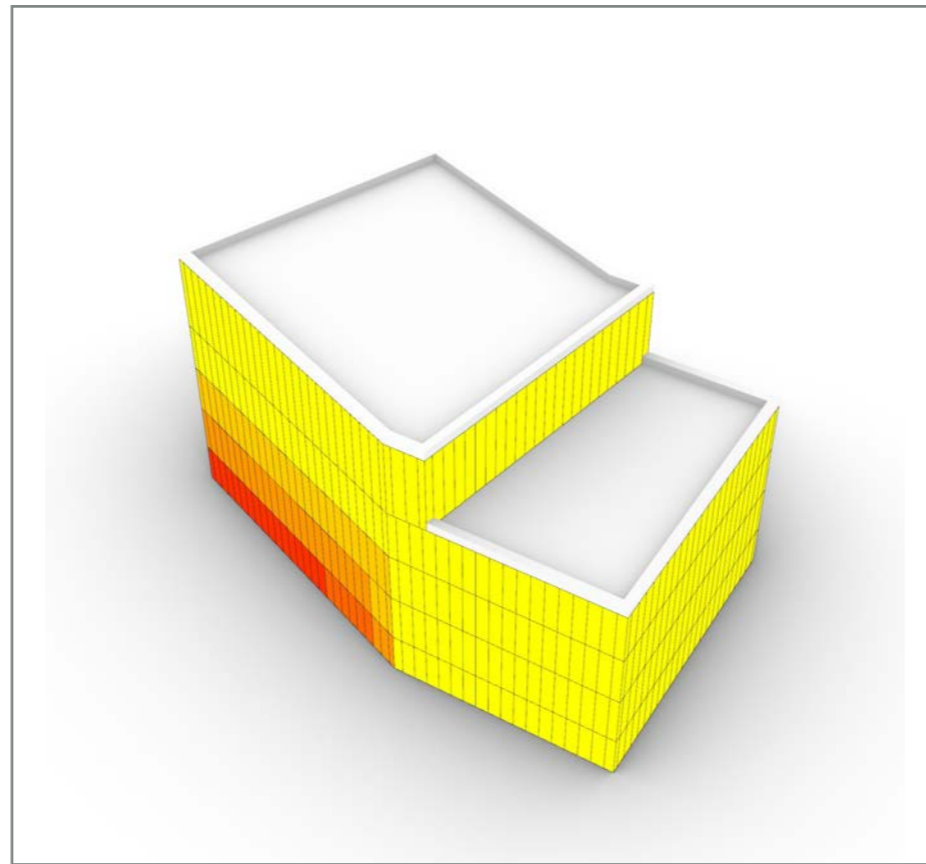
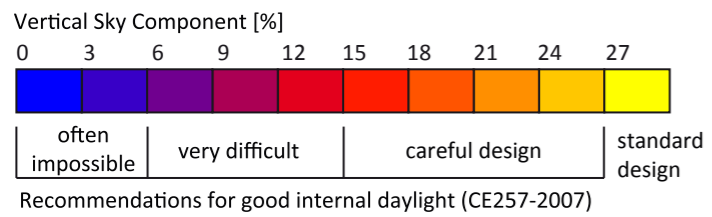


Fig. 2: Annual Probable Sunlight Hours (APSH) - Total


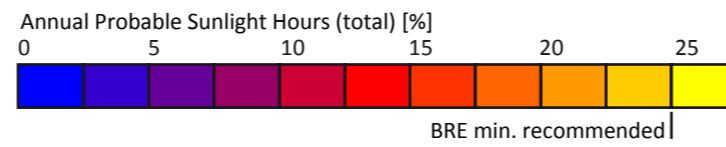
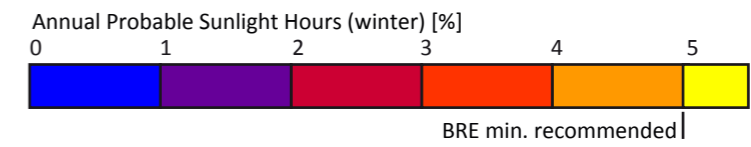


Fig. 3: Annual Probable Sunlight Hours (APSH) - Winter



Site plan




Fig. 1: Vertical Sky Component (VSC)


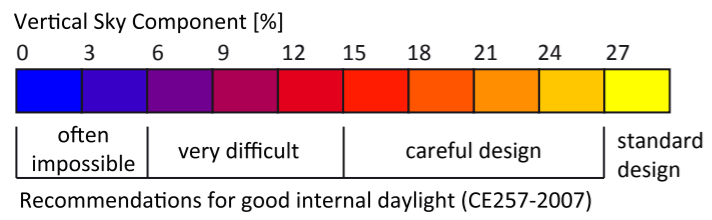


Fig. 2: Annual Probable Sunlight Hours (APSH) - Total


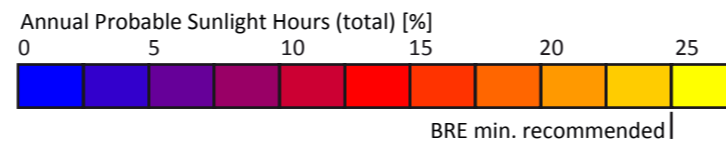
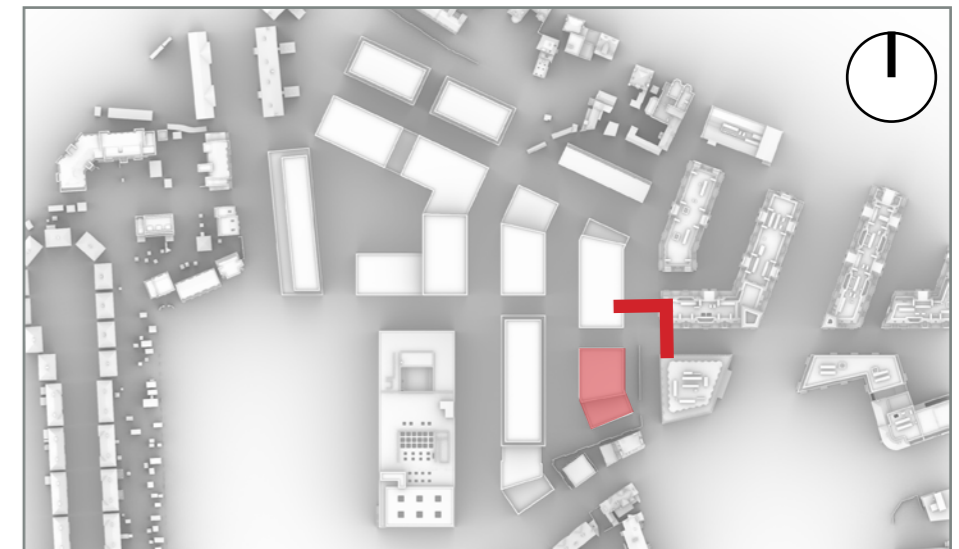
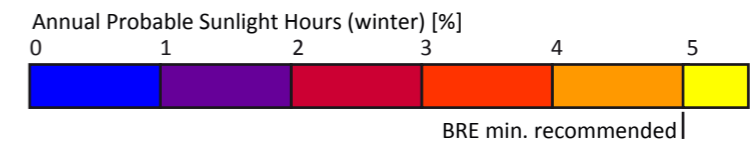


Fig. 3: Annual Probable Sunlight Hours (APSH) - Winter



Site plan




Fig. 1: Vertical Sky Component (VSC)


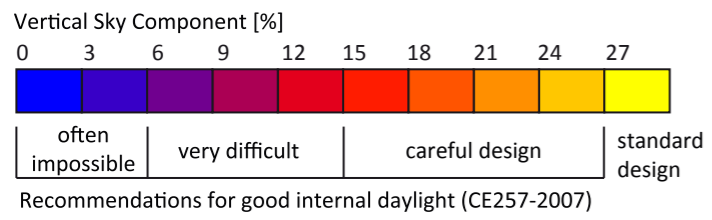


Fig. 2: Annual Probable Sunlight Hours (APSH) - Total

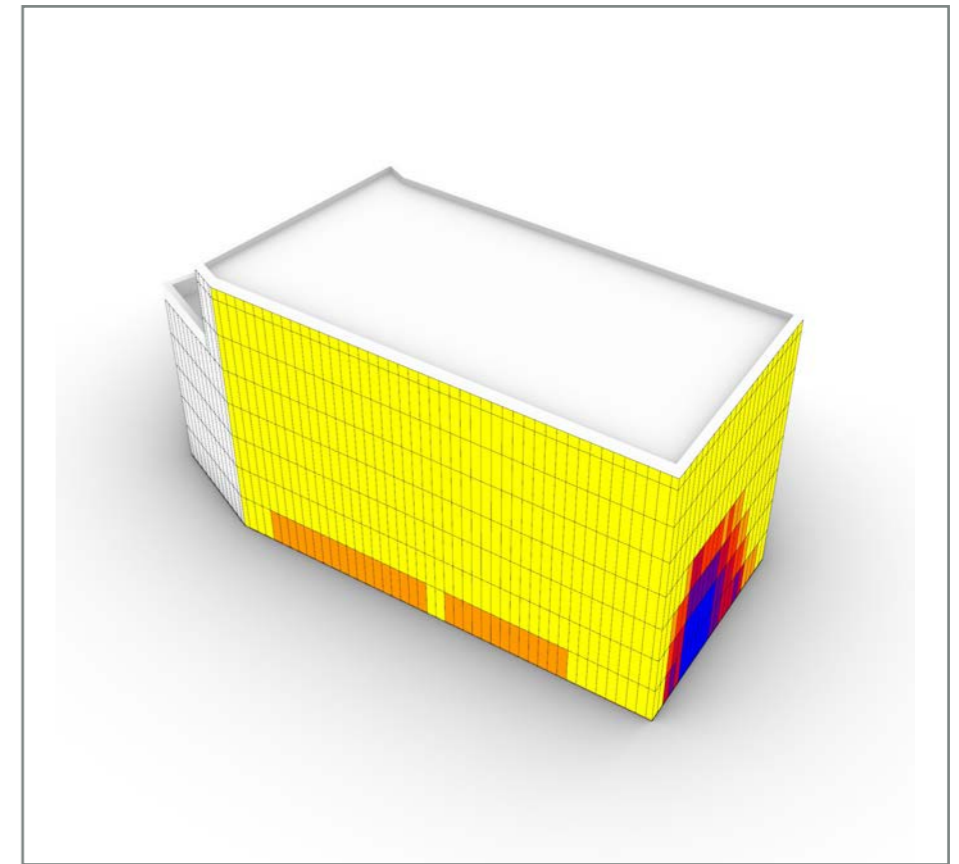
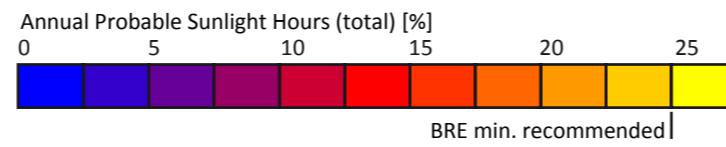
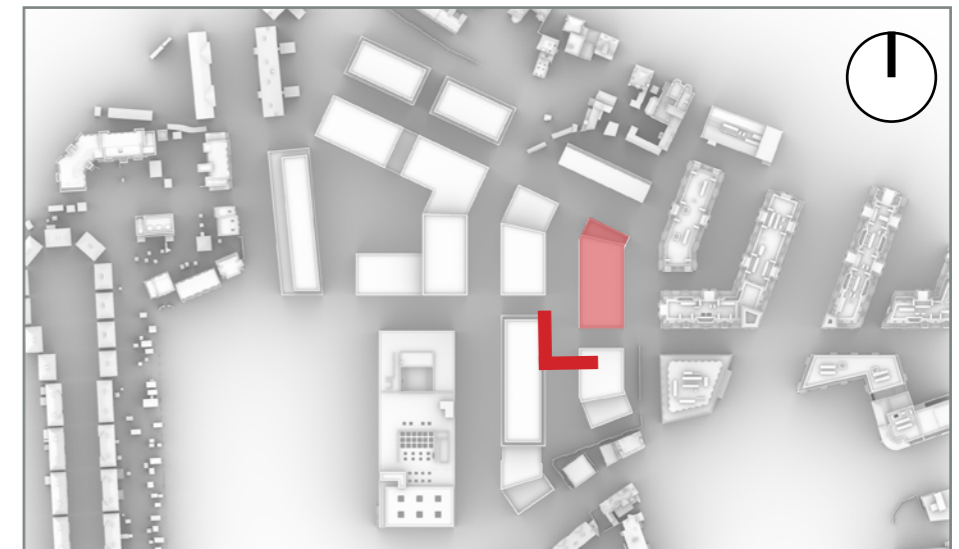
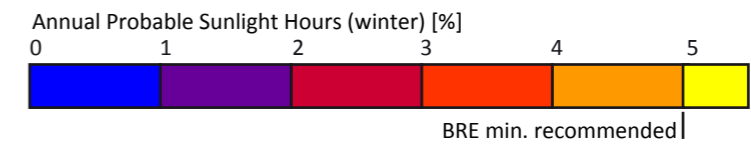


Fig. 3: Annual Probable Sunlight Hours (APSH) - Winter



Site plan




Fig. 1: Vertical Sky Component (VSC)


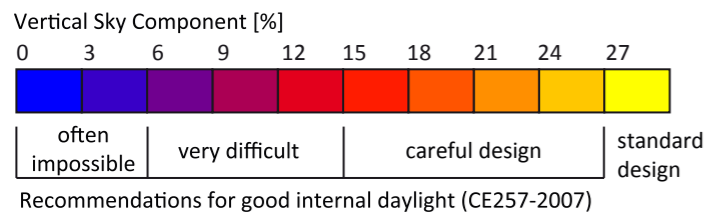


Fig. 2: Annual Probable Sunlight Hours (APSH) - Total


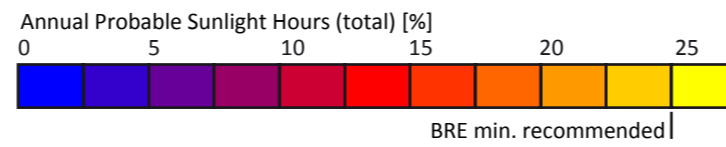
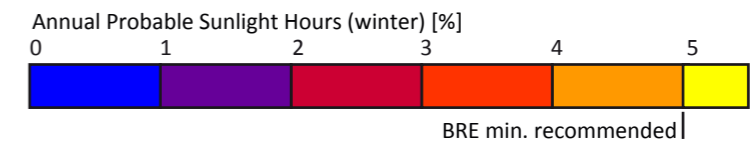


Fig. 3: Annual Probable Sunlight Hours (APSH) - Winter



Site plan




Fig. 1: Vertical Sky Component (VSC)


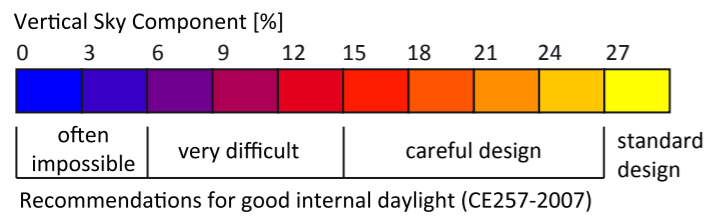


Fig. 2: Annual Probable Sunlight Hours (APSH) - Total


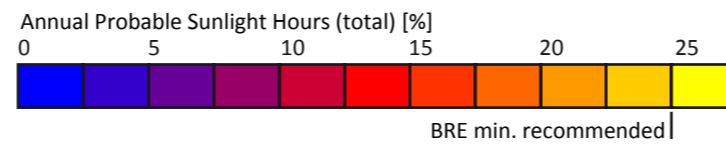
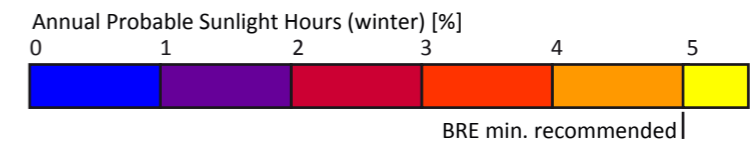


Fig. 3: Annual Probable Sunlight Hours (APSH) - Winter



Site plan

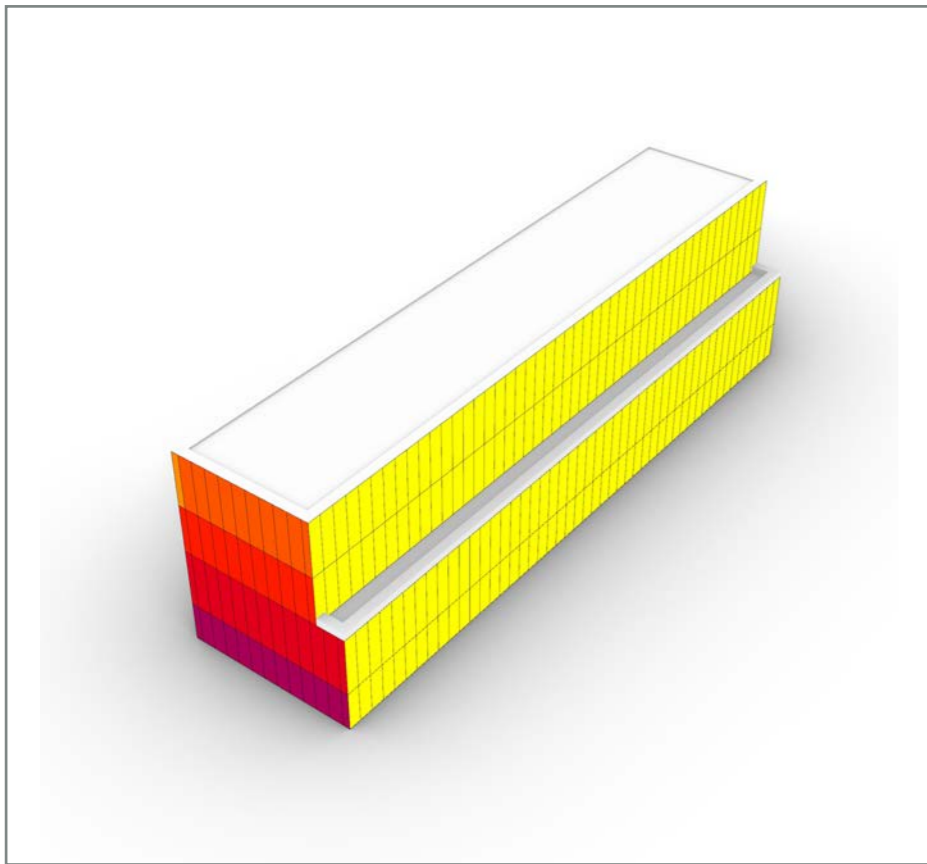


Fig. 1: Vertical Sky Component (VSC)


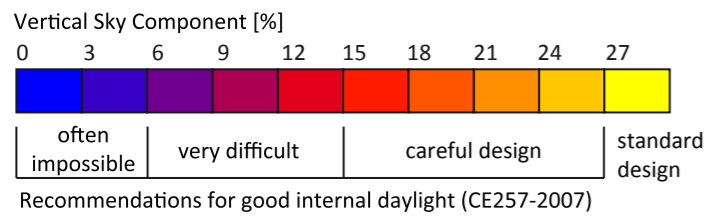


Fig. 2: Annual Probable Sunlight Hours (APSH) - Total


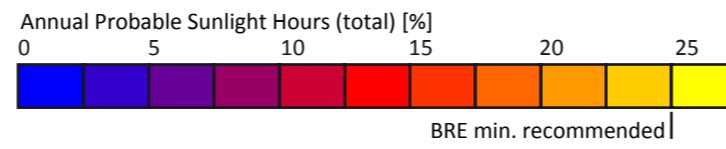
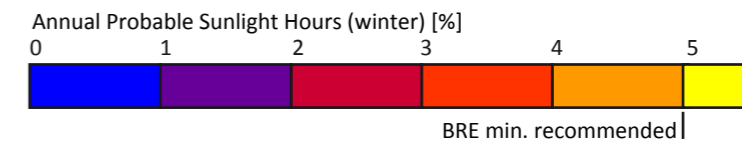


Fig. 3: Annual Probable Sunlight Hours (APSH) - Winter



Site plan



Appendix 4

Sunlight Amenity within the proposal



Fig. 1: BRE's Sun-on-Ground

Zone Name	Area (m2)	Sunlit Area* [%]
1	1,698.8	37.2
2	391.5	95.9
3	1,070.6	71.8
4	1,610.6	45.5
5	981.3	100.0
6	805.2	40.1
7	486.6	3.6
8	853.4	34.0
9	523.2	51.9
10	1,159.4	12.4
11	2,243.9	84.4
12	1,005.9	84.0
13	602.7	61.1
14	1,001.3	20.3
15	1,644.1	65.8
16	820.6	69.2
17	2,050.5	43.2
18	2,793.8	70.4
19	17,911.1	100.0
20	943.4	34.6

*Sunlit Area = Area receiving at least 2hrs. of sunlight on 21st March

Table 1: Results

BRE's Sun-on-ground
Area seeing at least two hours of sunlight

YES

NO

Day: 21st March
Latitude: 51.4°N
Effective day length: 10 hours
*Min solar angle 10° (BR209 3.3.8)



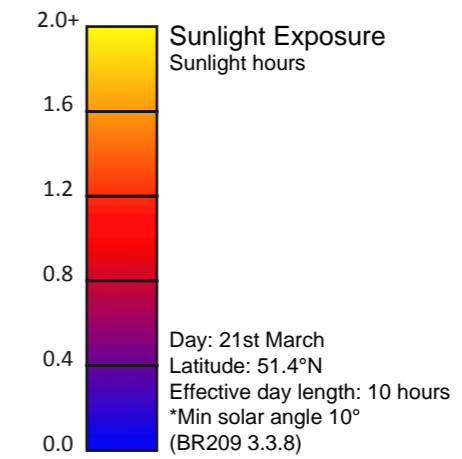


Fig. 2: Sunlight Exposure

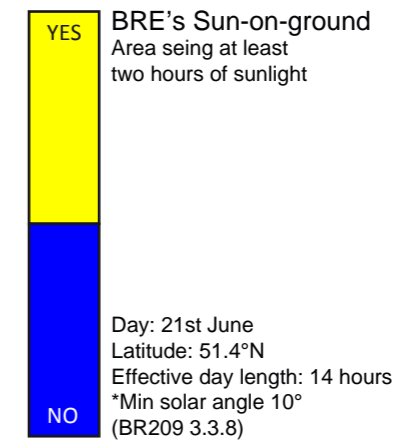


Fig. 3: BRE's Sun-on-Ground

Zone Name	Area (m2)	Sunlit Area* [%]
1	1,698.8	95.3
2	391.5	100.0
3	1,070.6	97.4
4	1,610.6	96.5
5	981.3	100.0
6	805.2	99.2
7	486.6	64.2
8	853.4	93.9
9	523.2	87.5
10	1,159.4	72.5
11	2,243.9	99.9
12	1,005.9	100.0
13	602.7	99.9
14	1,001.3	97.0
15	1,644.1	99.9
16	820.6	96.8
17	2,050.5	97.3
18	2,793.8	96.3
19	17,911.1	100.0
20	943.4	96.4

*Sunlit Area = Area receiving at least 2hrs. of sunlight on 21st June

Table 2: Results



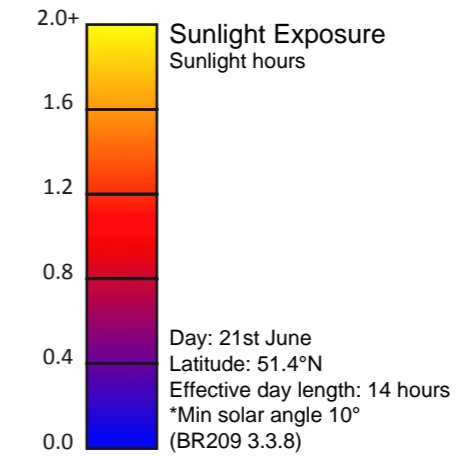


Fig. 4: Sunlight Exposure



Appendix 5

Correspondence from the Department of Education



Department
for Education

Department for Education
Free Schools Capital, 5 Floor
Sanctuary Buildings
Great Smith Street
London
SW1P 3BT
Tel: 0207 340 7000

Email enquiry form:

www.education.gov.uk/help/contactus

09 July 2020

To whom it may concern,

Mortlake Brewery Planning Application

I confirm that the school design contained in the planning application referenced below, currently being considered for Mortlake Brewery, has been approved by the Department for Education:

Description:

Application B: The erection of a three storey building to provide a new secondary school with sixth form; Sports pitch with floodlighting, external MUGA and play space; and associated external works including, landscaping, car and cycle parking, new access routes and associated works.

GLA case number:

4172a

LPA case number:

18/0548/FUL DC/LTH

Yours faithfully,

David Clark

Project Director, Free Schools Capital, Capital Group
Operations Directorate

Sanctuary Buildings (Level 5)
Great Smith Street
Westminster, London SW1P 3BT

Mob: 07769 165324

david.clark@education.gov.uk

www.education.gov.uk

Department for
Education