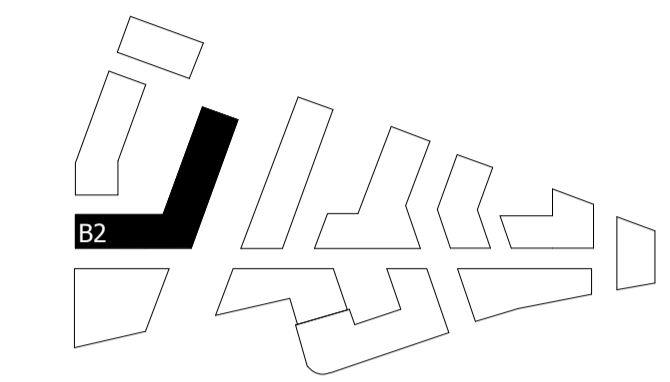
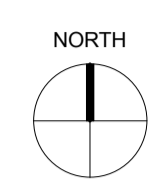


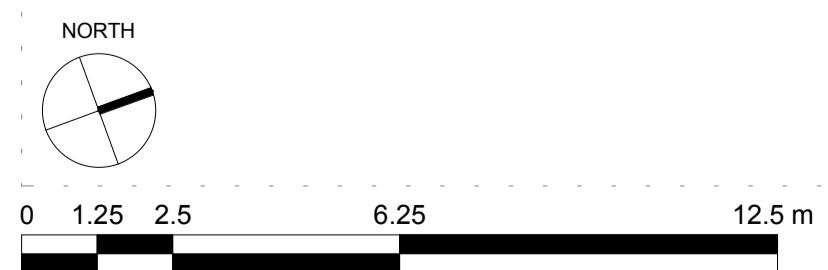




NOTES:  
DO NOT SCALE FROM THIS DRAWING. ALL DIMENSIONS TO BE CHECKED ON SITE. ALL OMISSIONS AND DISCREPANCIES TO BE REPORTED TO THE ARCHITECT IMMEDIATELY.  
ALL RIGHTS RESERVED. THIS WORK IS COPYRIGHT AND CANNOT BE REPRODUCED OR COPIED OR MODIFIED IN ANY FORM OR BY ANY MEANS, GRAPHIC ELECTRONIC OR MECHANICAL, INCLUDING PHOTOCOPIING WITHOUT THE WRITTEN PERMISSION OF SQUIRE AND PARTNERS ARCHITECTS.



NOTE:  
 WHEELCHAIR ACCESSIBLE UNIT / CONVERTIBLE UNIT  
 WHEELCHAIR TURNING AREA



INTERNAL LAYOUTS SHOWN ILLUSTRATIVELY ONLY

GLA SUBMISSION	27/04/20	BJ	C
DRAFT GLA SUBMISSION	24/01/20	KH	B
FINAL DRAFT PLANNING APPLICATION	21/10/19	KH	A
LEGAL REVIEW	13/09/19	KH	-
Revision description	Date	Check	Rev

## SQUIRE & PARTNERS

The Department Store  
248 Ferndale Road London SW9 8FR  
T: 020 7278 5555 F: 020 7239 0495

info@squireandpartners.com  
www.squireandpartners.com

Project  
**Stag Brewery**  
Richmond

Drawing  
**BUILDING 02 - PROPOSED TYPICAL FLOOR 1 (SECOND TO FIFTH LEVELS)**

Drawn	Date	Scale
RKL	09/04/19	1:125 @ A1 1:250 @ A3
Job Number	Drawing number	Revision
18125	C645_B02_P_TY1_001	C