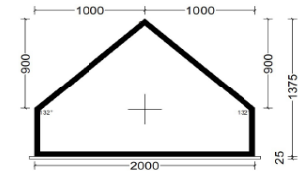


45 Ormond Crescent - Window Style Sheet

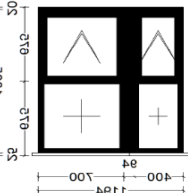
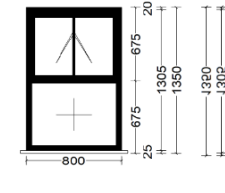
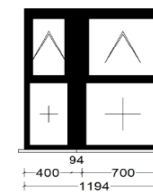
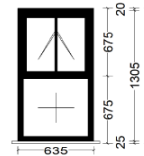
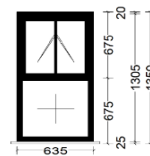
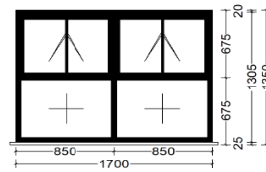
Front Elevation

(Not to scale. Illustrative purposes only).

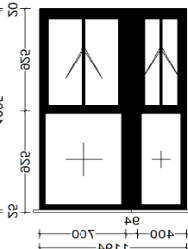
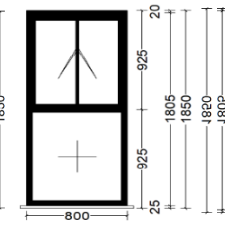
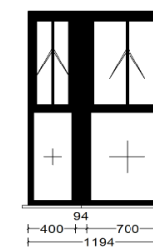
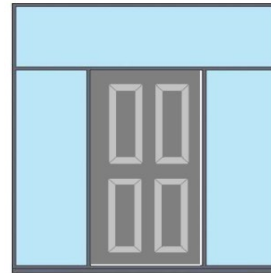
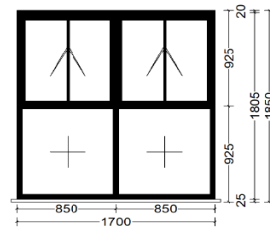
Second Floor



First Floor



Ground Floor

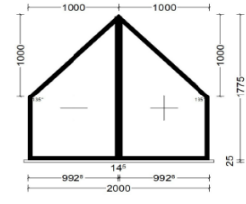
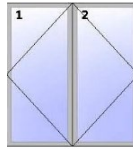


45 Ormond Crescent - Window Style Sheet

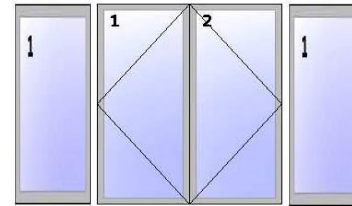
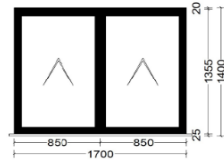
Rear Elevation

(Not to scale. Illustrative purposes only).

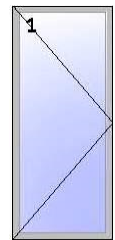
**Second
Floor**



**First
Floor**



**Ground
Floor**

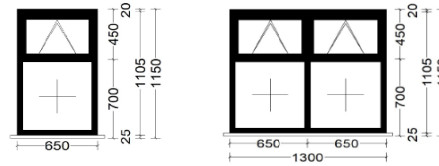


45 Ormond Crescent - Window Style Sheet

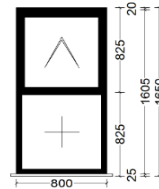
Left Hand Elevation

(Not to scale. Illustrative purposes only).

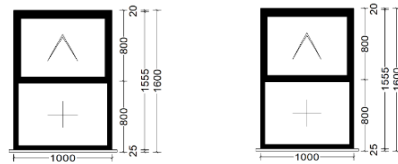
**Second
Floor**



**First
Floor**



**Ground
Floor**

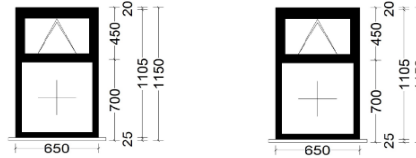


45 Ormond Crescent - Window Style Sheet

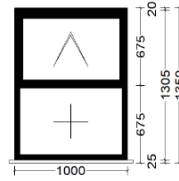
Right Hand Elevation

(Not to scale. Illustrative purposes only).

**Second
Floor**



**First
Floor**



**Ground
Floor**